



US00D342983S

United States Patent [19]

[11] Patent Number: **Des. 342,983**

Coe

[45] Date of Patent: **** Jan. 4, 1994**

- [54] **GAMES RACKET FRAME**
- [75] Inventor: **Andrew O. Coe**, West Sussex, England
- [73] Assignee: **Dunlop Limited**, London, United Kingdom
- [**] Term: **14 Years**
- [21] Appl. No.: **859,537**
- [22] Filed: **Mar. 27, 1992**
- [30] **Foreign Application Priority Data**
 Sep. 27, 1991 [GB] United Kingdom 2017769
- [52] U.S. Cl. **D21/212**
- [58] Field of Search 273/73R, 73A, 73B, 73C, 73H, 73L, 75; D21/212

- D. 274,741 7/1984 Hall, Jr. et al. D21/212
- 4,280,699 7/1981 Drake .

OTHER PUBLICATIONS

Taiwan Buyers' Guide, (1987), p. 226, Rackets. "The New Design of Symmetry", Rackets, date unknown.

Primary Examiner—Terry A. Pfeffer
Attorney, Agent, or Firm—Lorusso & Loud

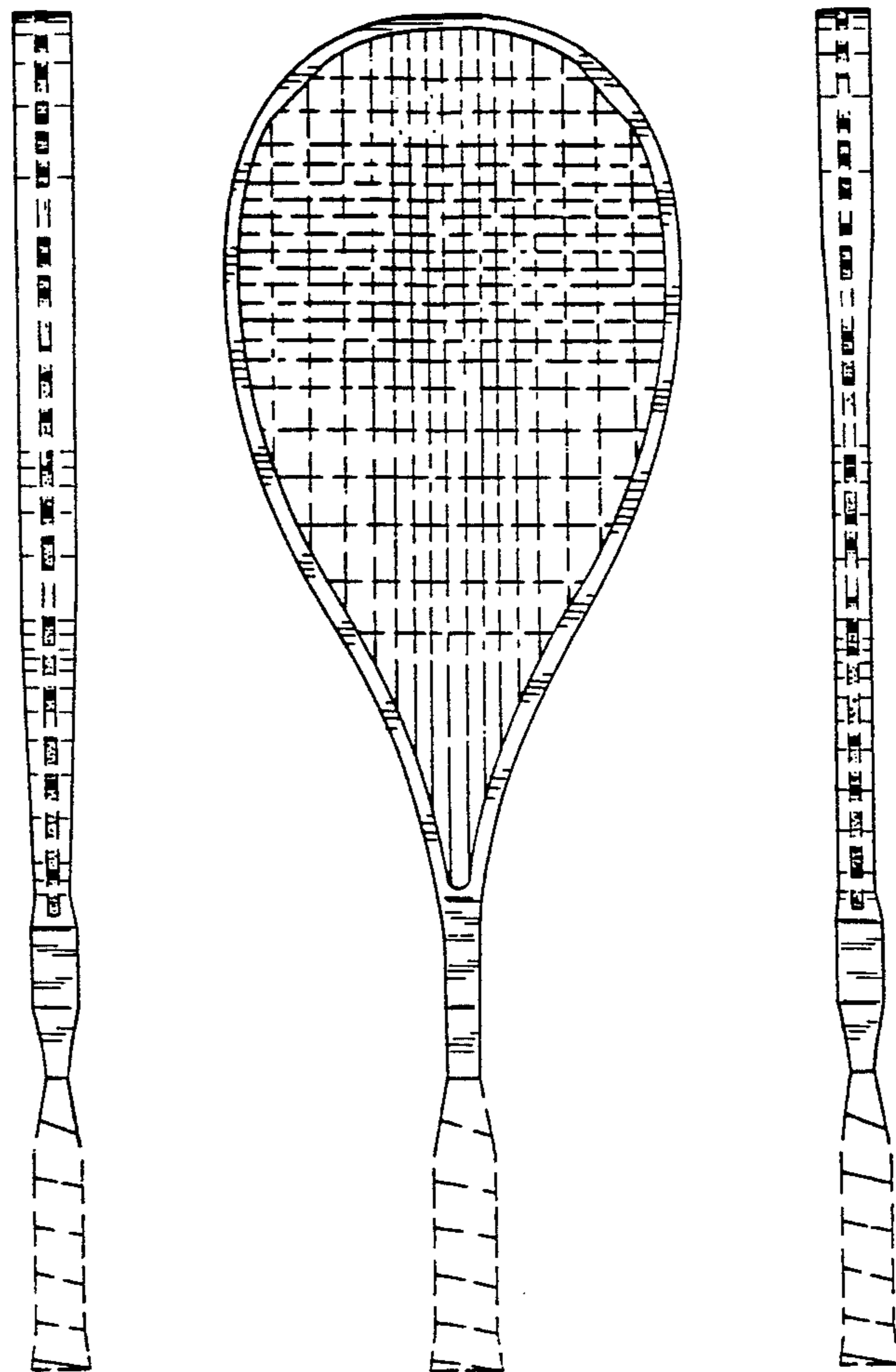
CLAIM

[57] The original design for a games racket frame, as shown and described.

DESCRIPTION

FIG. 1 is a front view of the games racket frame of my new design;
 FIG. 2 is a left side view thereof;
 FIG. 3 is a right side view thereof;
 FIG. 4 is a top view thereof;
 FIG. 5 is a bottom view thereof; and,
 FIG. 6 is a perspective rear view thereof.
 The string network is shown in broken lines for illustrative purposes only and forms no part of the claim.

- [56] **References Cited**
- U.S. PATENT DOCUMENTS**
- D. 237,726 11/1975 Chen D21/212
- D. 243,467 2/1977 Koovelas D21/212 X
- D. 250,134 10/1978 Baumgartner D21/212
- D. 258,072 1/1981 Yoneyama D21/212
- D. 258,375 2/1981 Kutt et al. D21/212



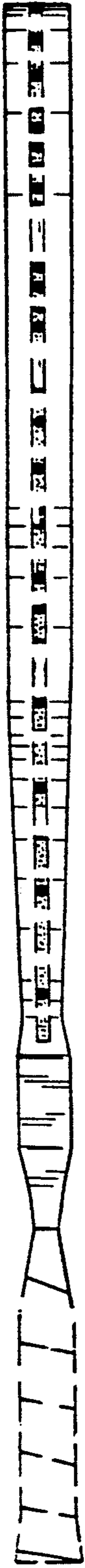


FIG. 2

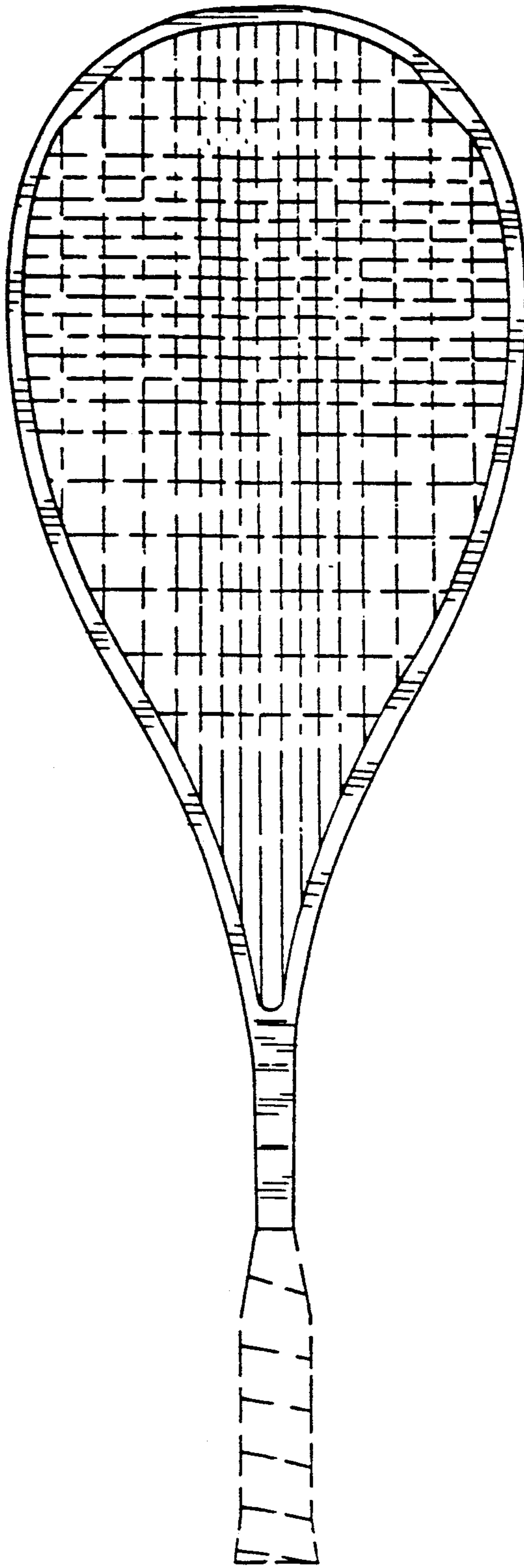


FIG. 1

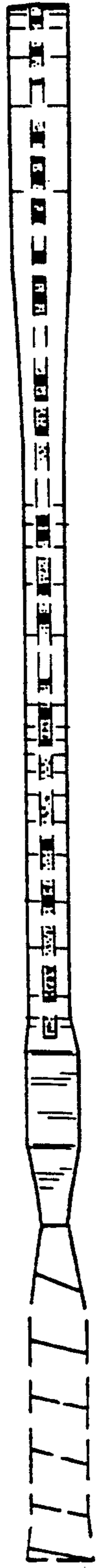


FIG. 3

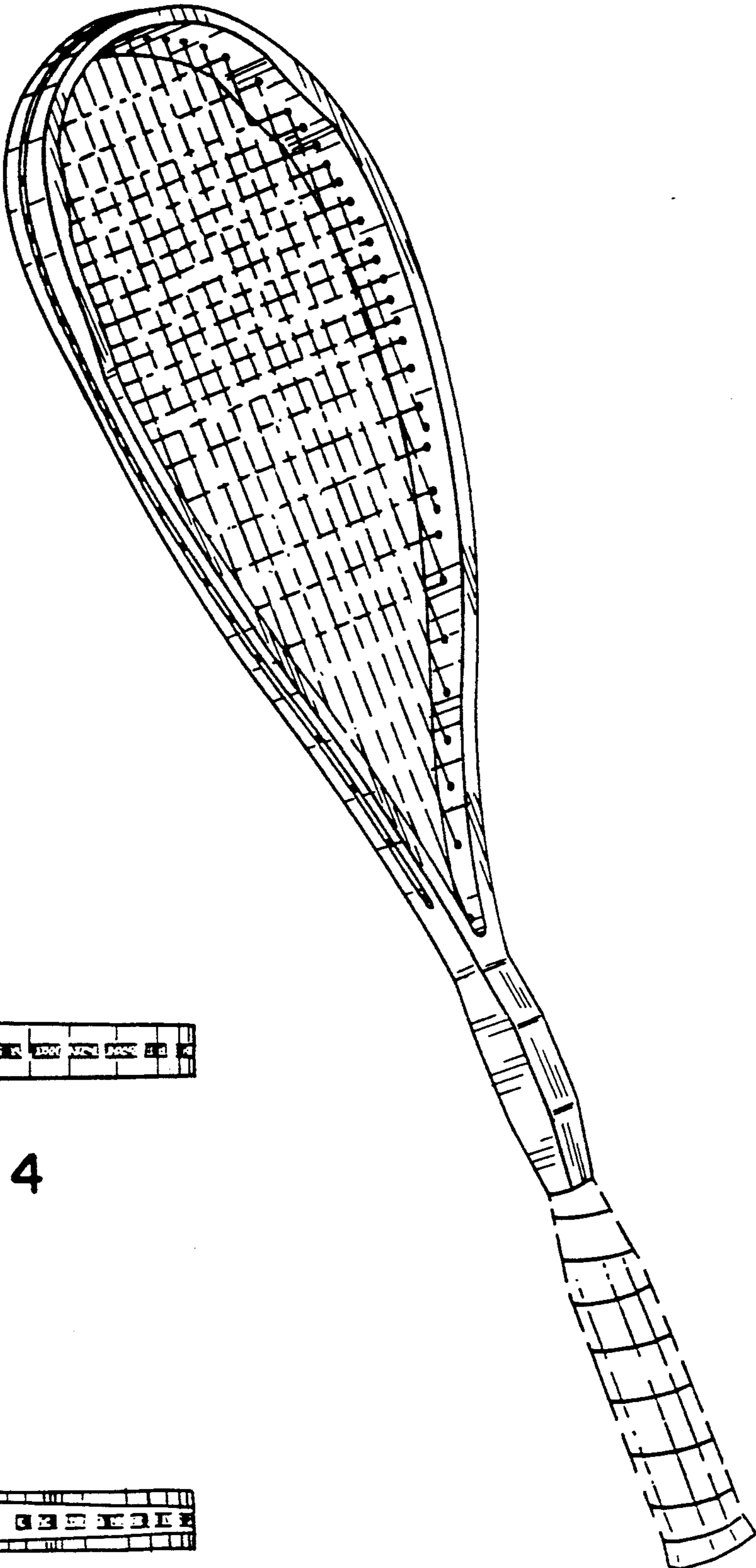


FIG. 6



FIG. 4




FIG. 5