



US00D342932S

# United States Patent [19]

[11] Patent Number: **Des. 342,932**

**Primeau**

[45] Date of Patent: **\*\* Jan. 4, 1994**

- [54] **AUTOMOBILE FLOOR MAT**
- [75] Inventor: **Mario Primeau, St-Léonard, Canada**
- [73] Assignee: **Promotions Atlantiques Inc., Longueuil, Canada**
- [\*\*] Term: **14 Years**
- [21] Appl. No.: **827,961**
- [22] Filed: **Jan. 29, 1992**
- [30] **Foreign Application Priority Data**  
 Aug. 26, 1991 [CA] Canada ..... 2608917
- [52] U.S. Cl. .... **D12/203**
- [58] Field of Search ..... 296/97.23; 15/215, 217; D12/203

3,669,817	6/1972	McDevitt .....	161/44
3,823,058	7/1974	Amaguehi .....	164/119
4,211,447	7/1980	DiVincenzo .....	296/97.23
4,280,729	7/1981	Morawski .....	296/97.23
4,420,180	12/1983	DuPont et al. ....	296/97.23
4,829,627	5/1989	Altus et al. ....	16/4
5,021,277	6/1991	Fan .....	428/76

*Primary Examiner*—James M. Gandy  
*Attorney, Agent, or Firm*—ROBIC


### [57] CLAIM

The ornamental design for an automobile floor mat, as shown and described.

### DESCRIPTION

FIG. 1 is a perspective view of the top surface of an automobile floor mat showing my new design;  
 FIG. 2 is a perspective view of the bottom surface thereof;  
 FIG. 3 is a side elevational view thereof, the opposite side being a mirror image of that shown; and,  
 FIG. 4 is a perspective view of the top surface of an automobile floor mat showing a second embodiment of my new design, it being understood that the appearance of the bottom and the side thereof is the same as the first embodiment shown in FIGS. 2 and 3 respectively.

- [56] **References Cited**  
**U.S. PATENT DOCUMENTS**
- D. 226,375 2/1973 Wells et al. .... D12/203
- D. 232,824 9/1974 Gerber .....
- D. 254,193 2/1980 Wooters .....
- 3,087,752 4/1963 Winchester ..... 296/97.23
- 3,390,912 7/1968 Stata .....
- 3,450,429 6/1969 Stata .....






FIG. 1

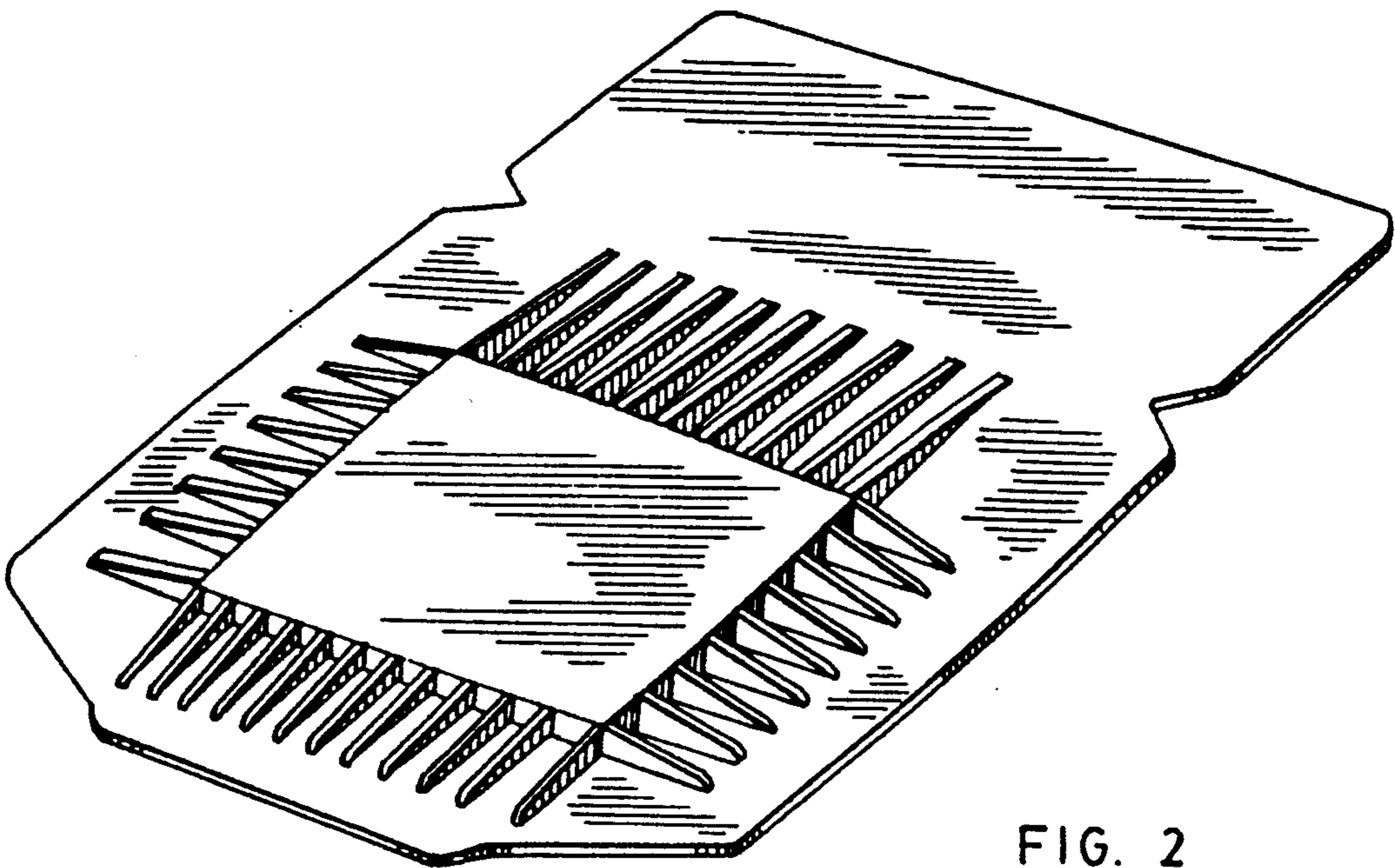


FIG. 2



FIG. 3




FIG. 4