



US00D342918S

United States Patent [19]
Henry

[11] **Patent Number: Des. 342,918**
[45] **Date of Patent: ** Jan. 4, 1994**

[54] **PENDANT**

[76] **Inventor: Barbara L. Henry, 14613 E. 37th St., Independence, Mo. 64055**

[**] **Term: 14 Years**

[21] **Appl. No.: 864,069**

[22] **Filed: Apr. 6, 1992**

[52] **U.S. Cl. D11/81**

[58] **Field of Search 63/1.1, 2, 12-18;
D11/1, 2, 40-78, 95-116**

[56] **References Cited**

U.S. PATENT DOCUMENTS

D. 96,433 7/1935 Vollman D11/81
D. 254,902 5/1980 Jaramillo et al. D11/56

D. 279,463 7/1985 Barr D11/81

Primary Examiner—A. Hugo Word

Assistant Examiner—R. Seifert

Attorney, Agent, or Firm—Litman, McMahon & Brown

[57] **CLAIM**

The ornamental design for a pendant, as shown and described.

DESCRIPTION

FIG. 1 is a front elevational view of a pendant embodying my new design;

FIG. 2 is a left side elevational view thereof;

FIG. 3 is a top plan view thereof;

FIG. 4 is a bottom plan view thereof;

FIG. 5 is a rear elevational view thereof; and,

FIG. 6 is a right side elevational view thereof.




Fig. 1.




Fig. 2.



Fig. 3.

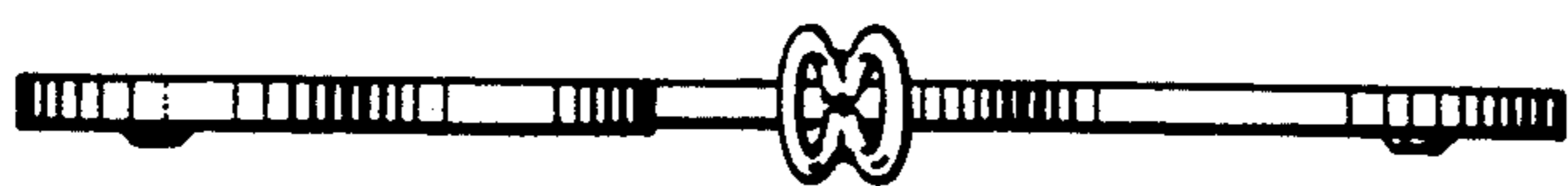


Fig. 4.

Fig. 5.




Fig. 6.

