



US00D342916S

# United States Patent [19]

[11] Patent Number: **Des. 342,916**

**Giralt**

[45] Date of Patent: **\*\* Jan. 4, 1994**

[54] FINGER RING

[76] Inventor: **Jules Giralt**, 14, rue Paul Lacombe,  
11000 Carcassonne, France

[\*\*] Term: **14 Years**

[21] Appl. No.: **11,823**

[22] Filed: **Feb. 1, 1993**

1,709,700 4/1929 Wishinsky ..... 63/1.1  
 1,874,984 8/1932 Hanskat ..... 63/1.1  
 2,066,437 1/1937 Vitrone ..... 63/1.5  
 2,584,087 1/1952 Barbieri ..... 63/2  
 4,809,416 3/1989 Poltash ..... 63/2

*Primary Examiner*—A. Hugo Word  
*Assistant Examiner*—R. Seifert  
*Attorney, Agent, or Firm*—Finnegan, Henderson,  
 Farabow, Garrett & Dunner

### Related U.S. Application Data

[62] Division of Ser. No. 486,185, Feb. 28, 1990, abandoned.

[52] U.S. Cl. .... **D11/30; D11/26**

[58] Field of Search ..... 63/1.1-3, 15-15.8; D11/1-11,  
13-19, 26-39

### [57] CLAIM

The ornamental design for a finger ring, as shown and described.

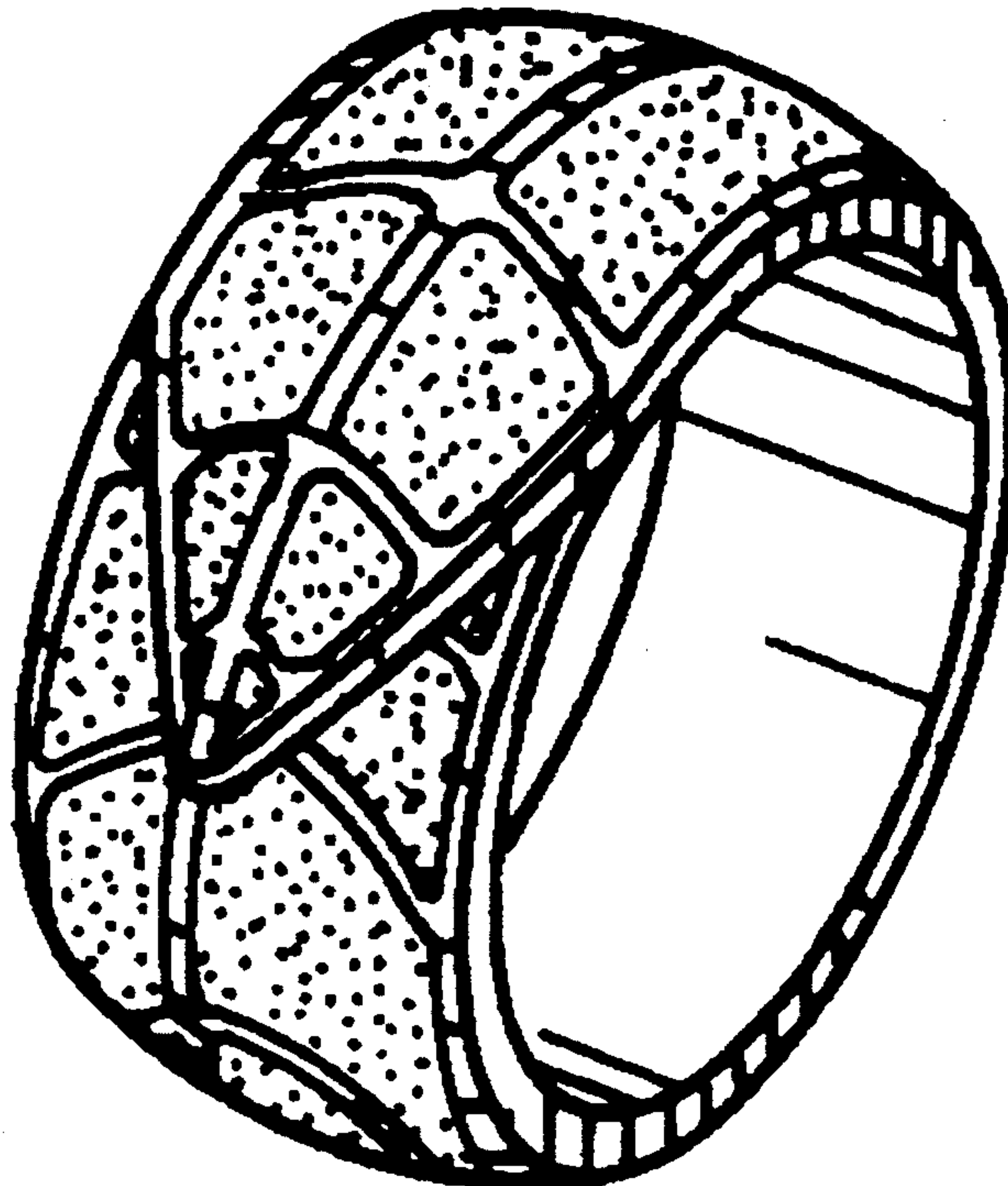
### [56] References Cited

#### U.S. PATENT DOCUMENTS

D. 66,901 3/1925 Suderov ..... D11/30  
 D. 252,618 8/1979 Barr ..... D11/27  
 390,115 9/1888 Delany ..... 63/1.5  
 1,516,599 11/1924 Gsell ..... 63/1.1

### DESCRIPTION

FIG. 1 is a top plan view of a finger ring showing my new design;  
 FIG. 2 is a bottom plan view;  
 FIG. 3 is a front elevational view;  
 FIG. 4 is a rear elevational view;  
 FIG. 5 is a right side elevational view;  
 FIG. 6 is a left side elevational view; and,  
 FIG. 7 is a perspective view.



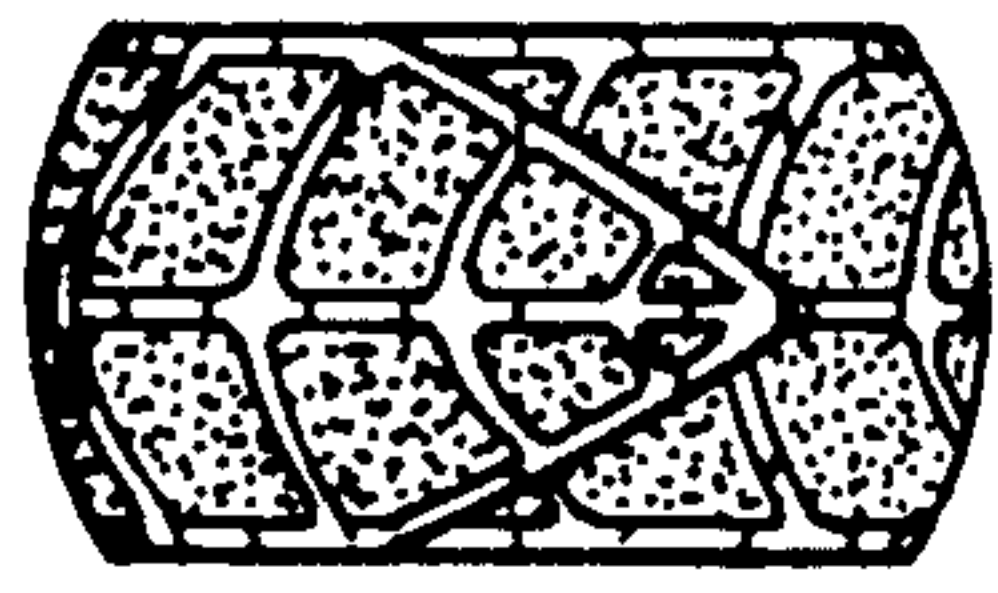


FIG. 1

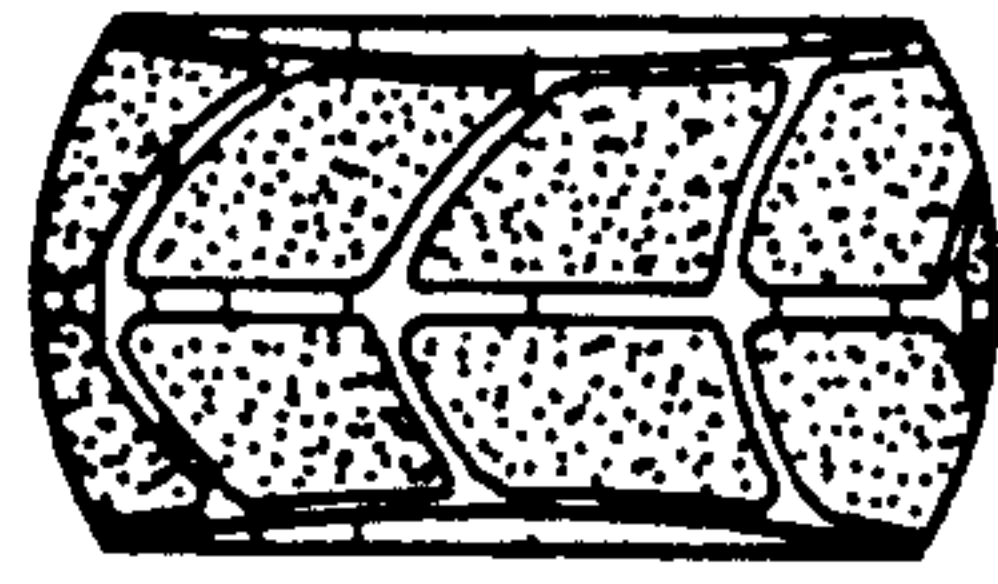


FIG. 2

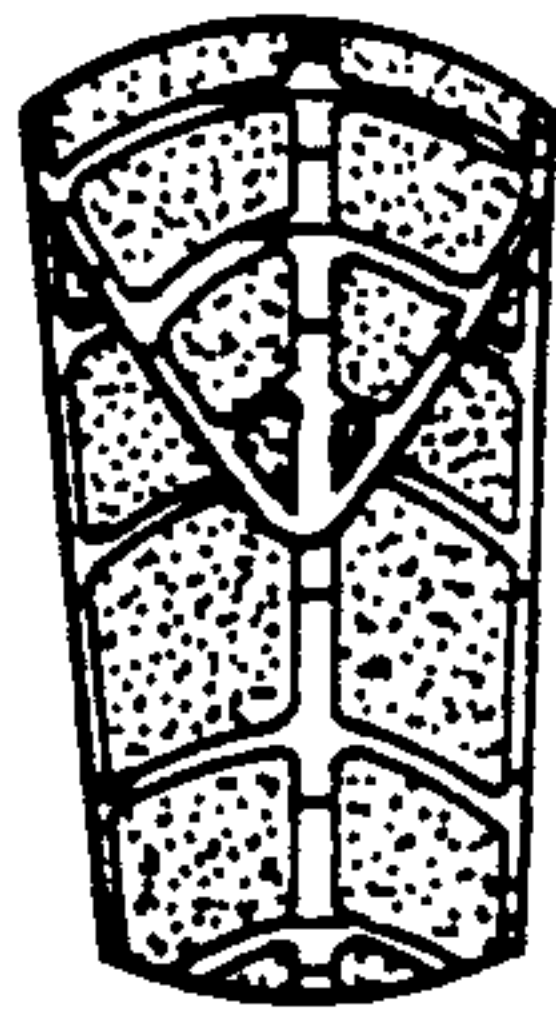


FIG. 3

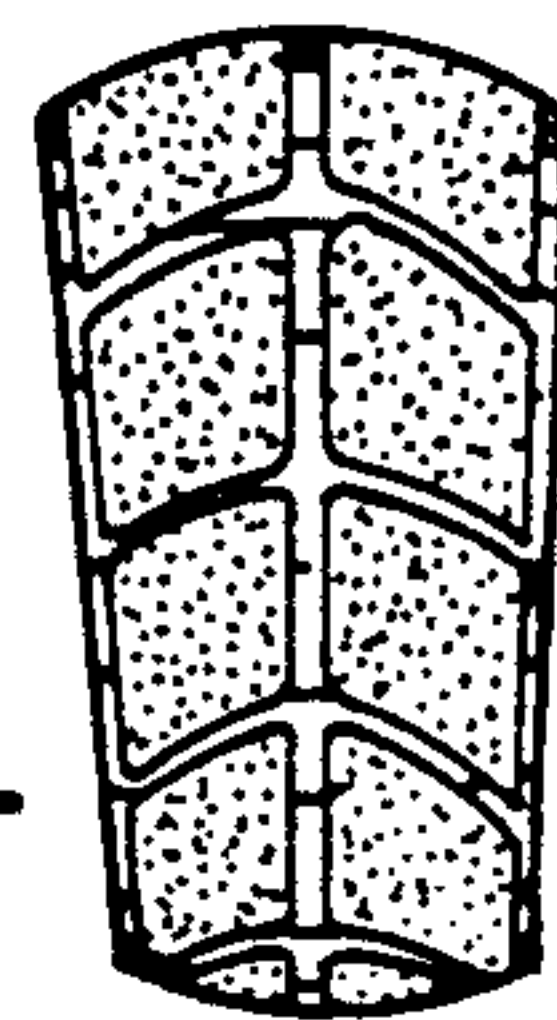


FIG. 4




FIG. 5




FIG. 6

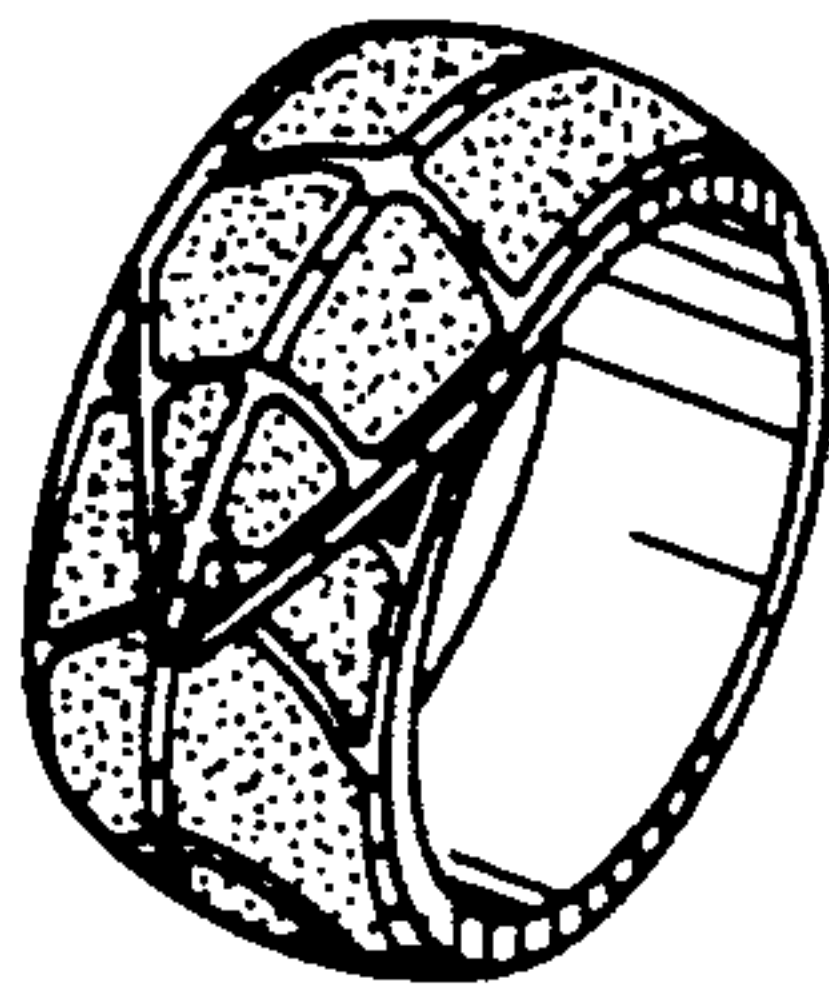


FIG. 7