



US00D342915S

United States Patent [19]

[11] Patent Number: **Des. 342,915**

Shyan

[45] Date of Patent: **** Jan. 4, 1994**

- [54] **BELL**
- [76] Inventor: **Huang C. Shyan**, No. 1-1, Changma St., Hsiushui Hsiang, Chuanghua Hsien, Taiwan
- [**] Term: **14 Years**
- [21] Appl. No.: **734,879**
- [22] Filed: **Jul. 24, 1991**
- [52] U.S. Cl. **D10/116**
- [58] Field of Search 116/147, 148, 149, 150, 116/153, 170, 171, 172; D10/116, 117, 118, 119, 120

1,528,463 3/1925 Yungk 116/148
 4,349,065 9/1982 Schall 116/148

OTHER PUBLICATIONS

Altman's Catalog p. 87 1976(N-Jungle Bells Belt).

Primary Examiner—Wallace R. Burke

Assistant Examiner—Marcus Jackson

Attorney, Agent, or Firm—Morton J. Rosenberg; David I. Klein

[57] CLAIM

The ornamental design for a bell, as shown and described.

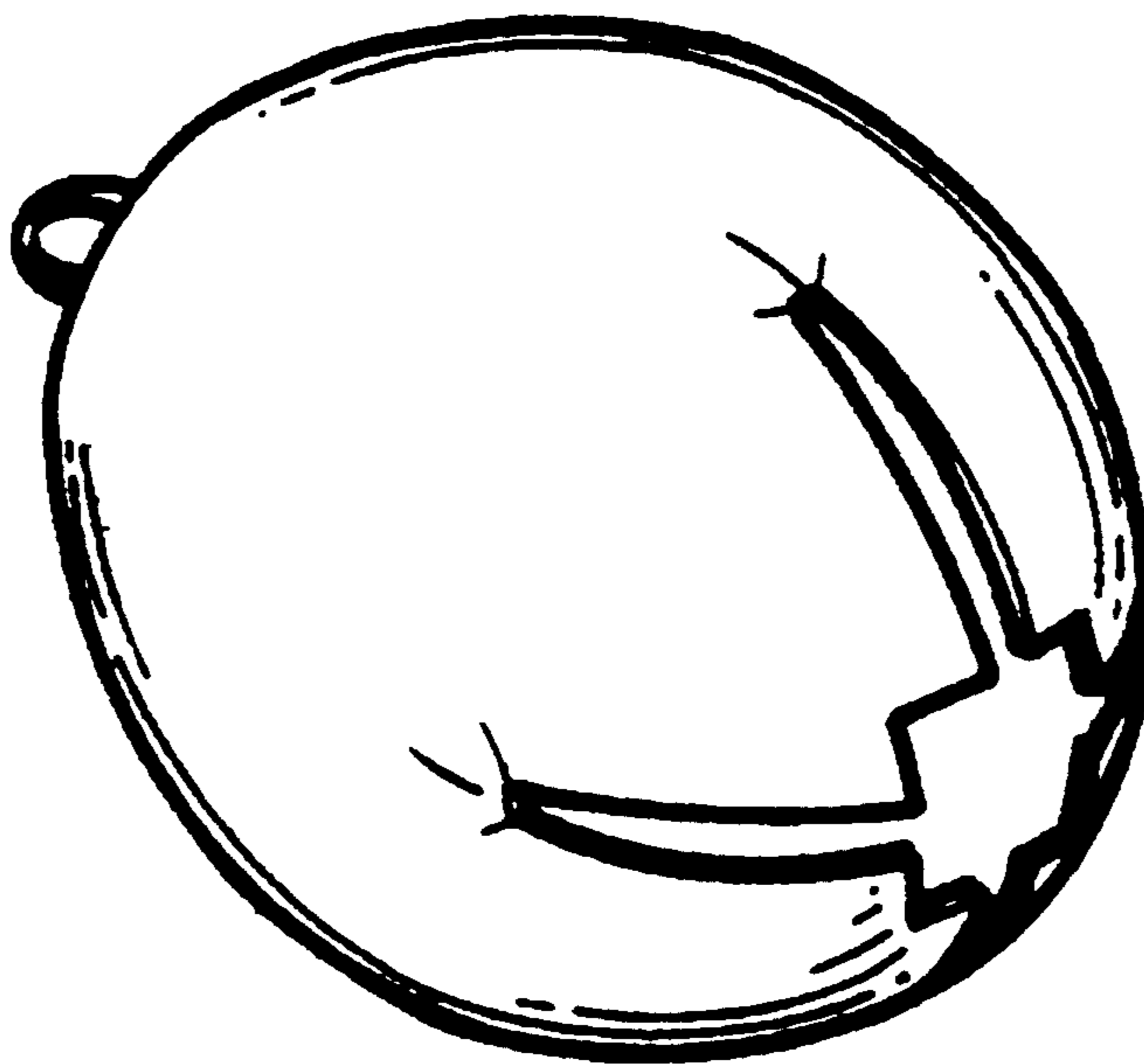
[56] References Cited

U.S. PATENT DOCUMENTS

D. 3,160	8/1868	Cone	D10/116
D. 9,730	2/1877	Bevin	D10/116
D. 11,529	12/1879	Goff	D10/116
D. 12,563	11/1881	Goff	D10/116
D. 145,511	9/1946	Darvie	D11/67
D. 272,523	2/1984	P'eng	D10/116
449,146	3/1891	Watrous	116/148
1,349,694	8/1920	Roy	116/175

DESCRIPTION

FIG. 1 is a perspective view of a bell showing my design;
 FIG. 2 is a front elevational view thereof;
 FIG. 3 is a rear elevational view thereof;
 FIG. 4 is a top plan view thereof;
 FIG. 5 is a bottom plan view thereof;
 FIG. 6 is a left side elevational view thereof;
 FIG. 7 is a right side elevational view thereof; and,
 FIG. 8 is a bottom perspective view thereof.



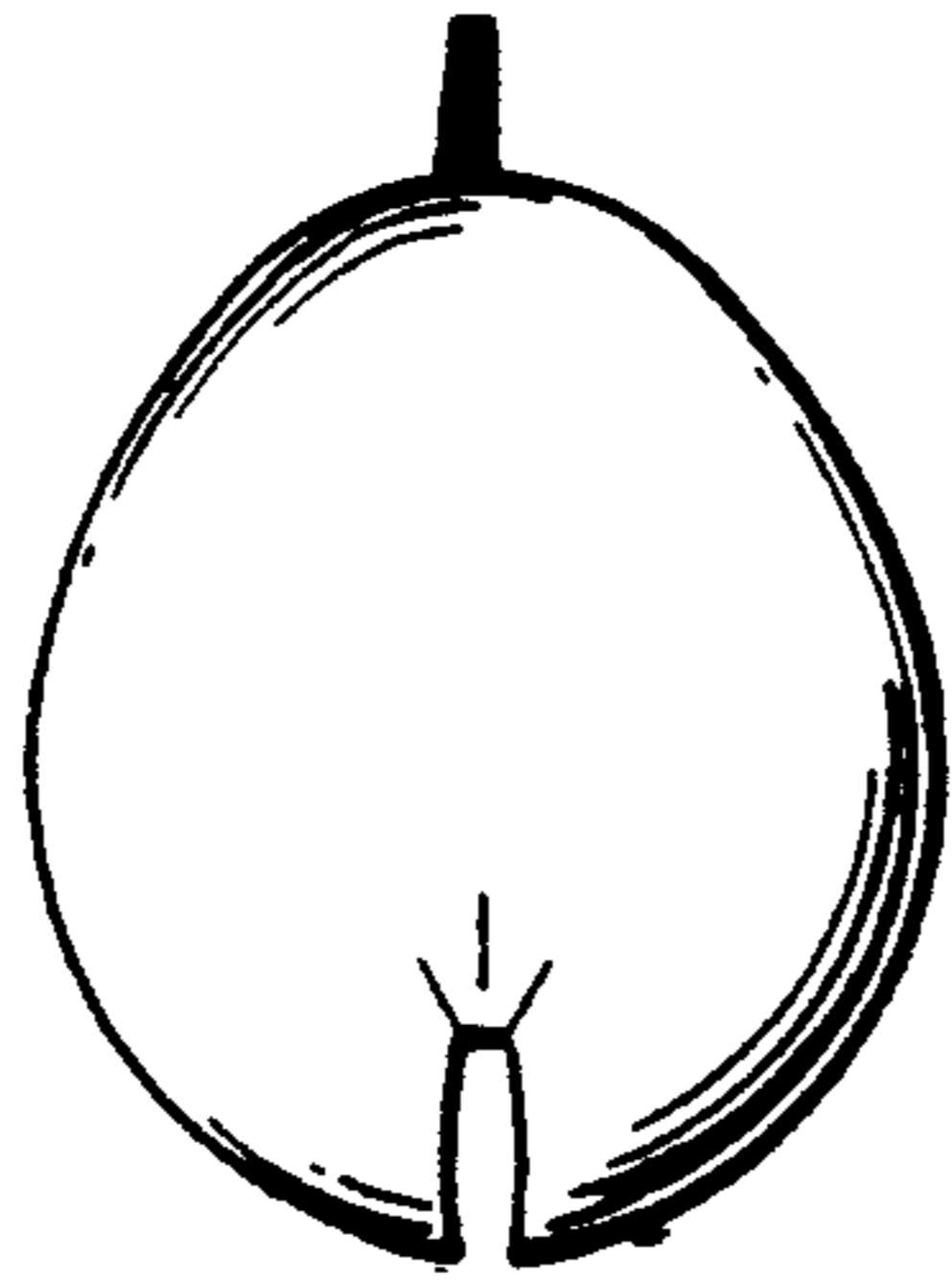


FIG. 6




FIG. 2

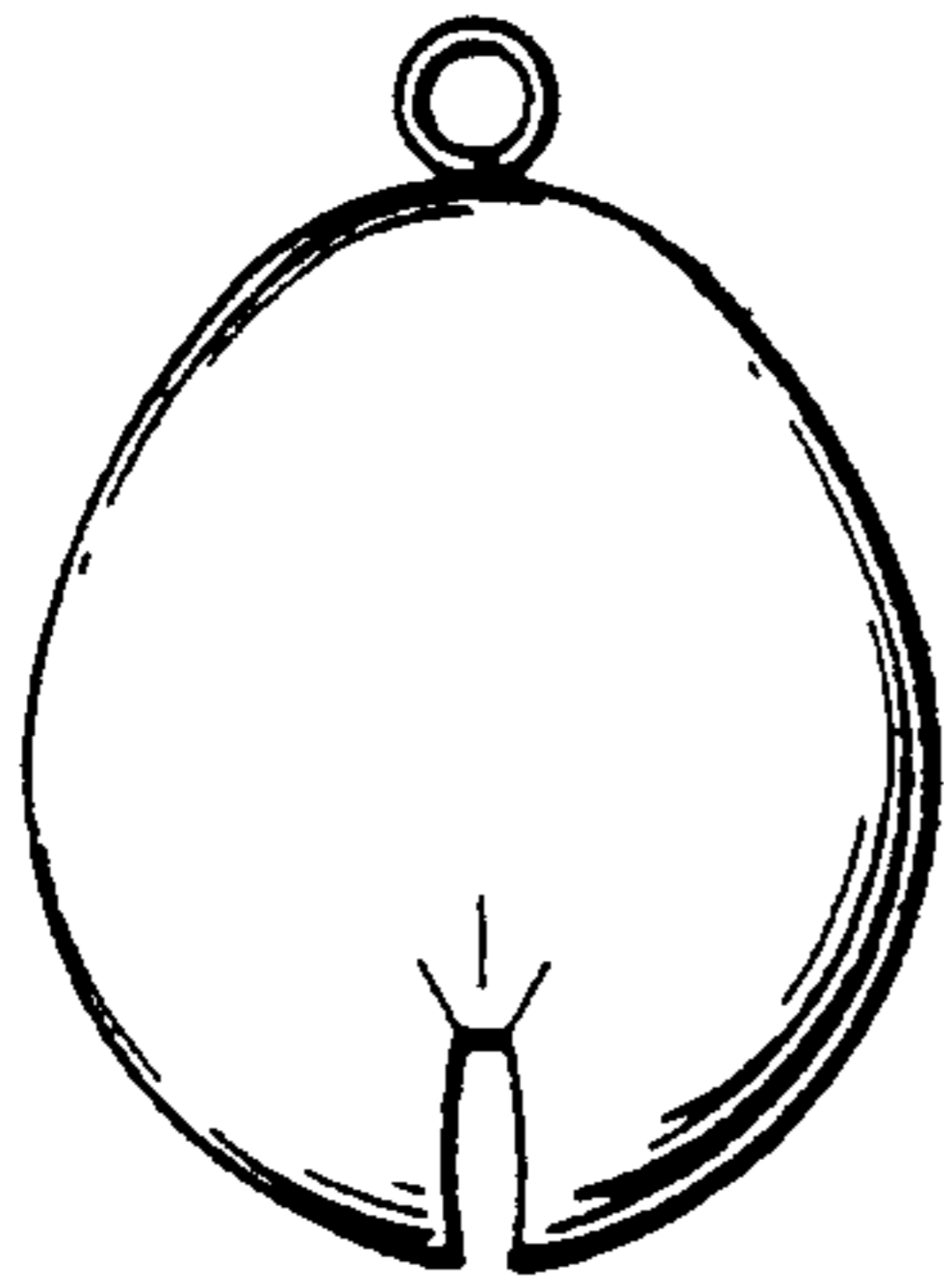


FIG. 3




FIG. 7




FIG. 4




FIG. 1




FIG. 5

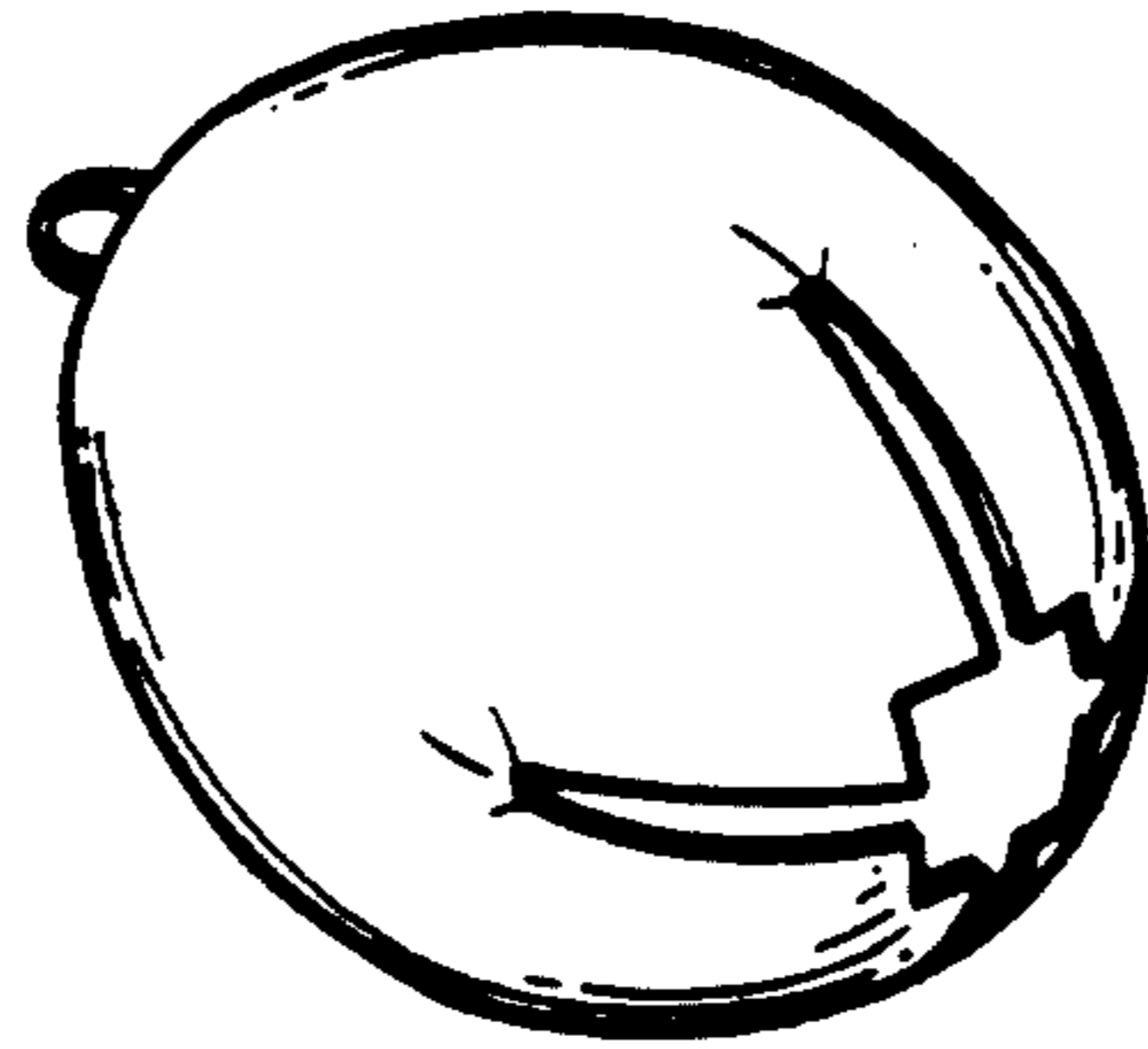


FIG. 8