



US00D342908S

United States Patent [19]

[11] Patent Number: **Des. 342,908**

Pallanta et al.

[45] Date of Patent: **** Jan. 4, 1994**

[54] **ELECTRICAL BOX ROUTING DEVICE**

D. 335,462 5/1993 Shaw D10/65

[76] Inventors: **Anthony Pallanta; Theodore P. Schueller**, both of P.O. Box 234, Jamison, Pa. 18929

Primary Examiner—Alan P. Douglas
Assistant Examiner—Antoine D. Davis
Attorney, Agent, or Firm—Z. T. Wobensmith, III

[**] Term: **14 Years**

[57] **CLAIM**

[21] Appl. No.: **948,722**

The ornamental design for an electrical box routing device, as shown and described.

[22] Filed: **Sep. 14, 1992**

DESCRIPTION

[52] U.S. Cl. **D10/65**

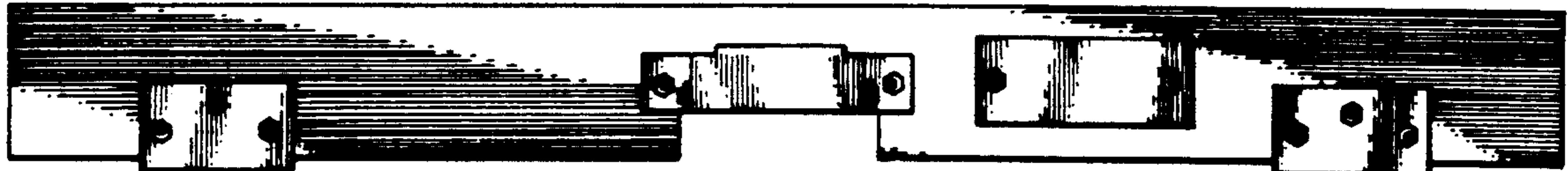
[58] Field of Search 33/197, 528, DIG. 10; D10/65, 70

FIG. 1 is a top elevational view of an electrical box mounting device showing my new design; FIG. 2 is a bottom elevational view thereof; FIG. 3 is a left side elevational view thereof; FIG. 4 is a right side elevational view thereof; FIG. 5 is a left end elevational view thereof; and, FIG. 6 is a right end elevational view thereof.

[56] **References Cited**

U.S. PATENT DOCUMENTS

D. 314,520 2/1991 Hass D10/64



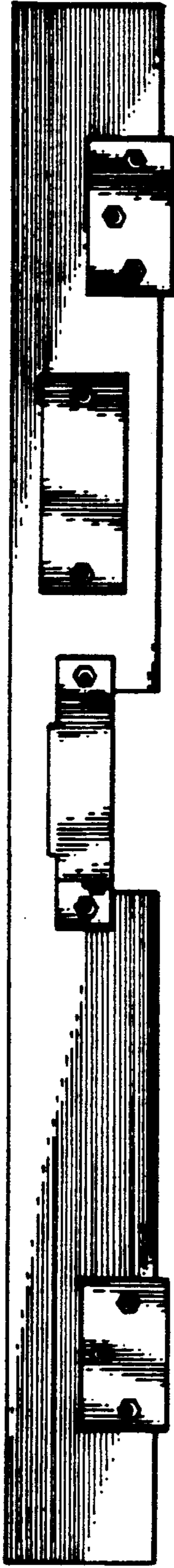


FIG. 1

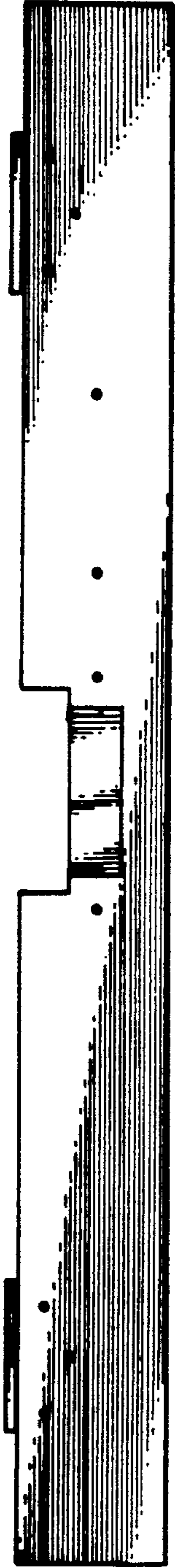


FIG. 2

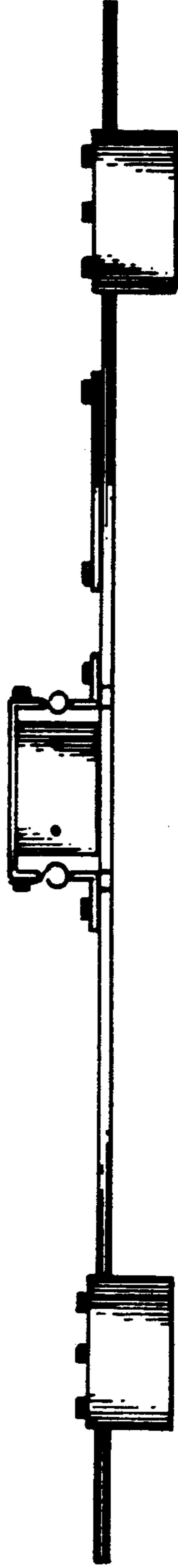


FIG. 3




FIG. 4



FIG. 5

FIG. 6