



US00D342899S

# United States Patent [19]

[11] Patent Number: **Des. 342,899**

**Battegazzore**

[45] Date of Patent: **\*\* Jan. 4, 1994**

[54] **TRIGGER-ACTUATED VAPORIZING PUMP**

D. 332,652	1/1993	Foster et al. ....	D9/448 X
5,114,052	5/1992	Tiramani et al. ....	239/333 X
5,147,074	9/1992	Battegazzore .....	239/333 X

[75] Inventor: **Piero Battegazzore**, Alessandria, Italy

*Primary Examiner*—Bernard Ansher  
*Assistant Examiner*—Mitchell Siegel  
*Attorney, Agent, or Firm*—Notaro & Michalos

[73] Assignee: **Guala S.p.A.**, Alessandria, Italy

[\*\*] Term: **14 Years**

[57] **CLAIM**

[21] Appl. No.: **893,461**

The ornamental design for a trigger-actuated vaporizing pump, as shown and described.

[22] Filed: **Jun. 4, 1992**

**DESCRIPTION**

[52] U.S. Cl. .... **D9/448; D9/300**

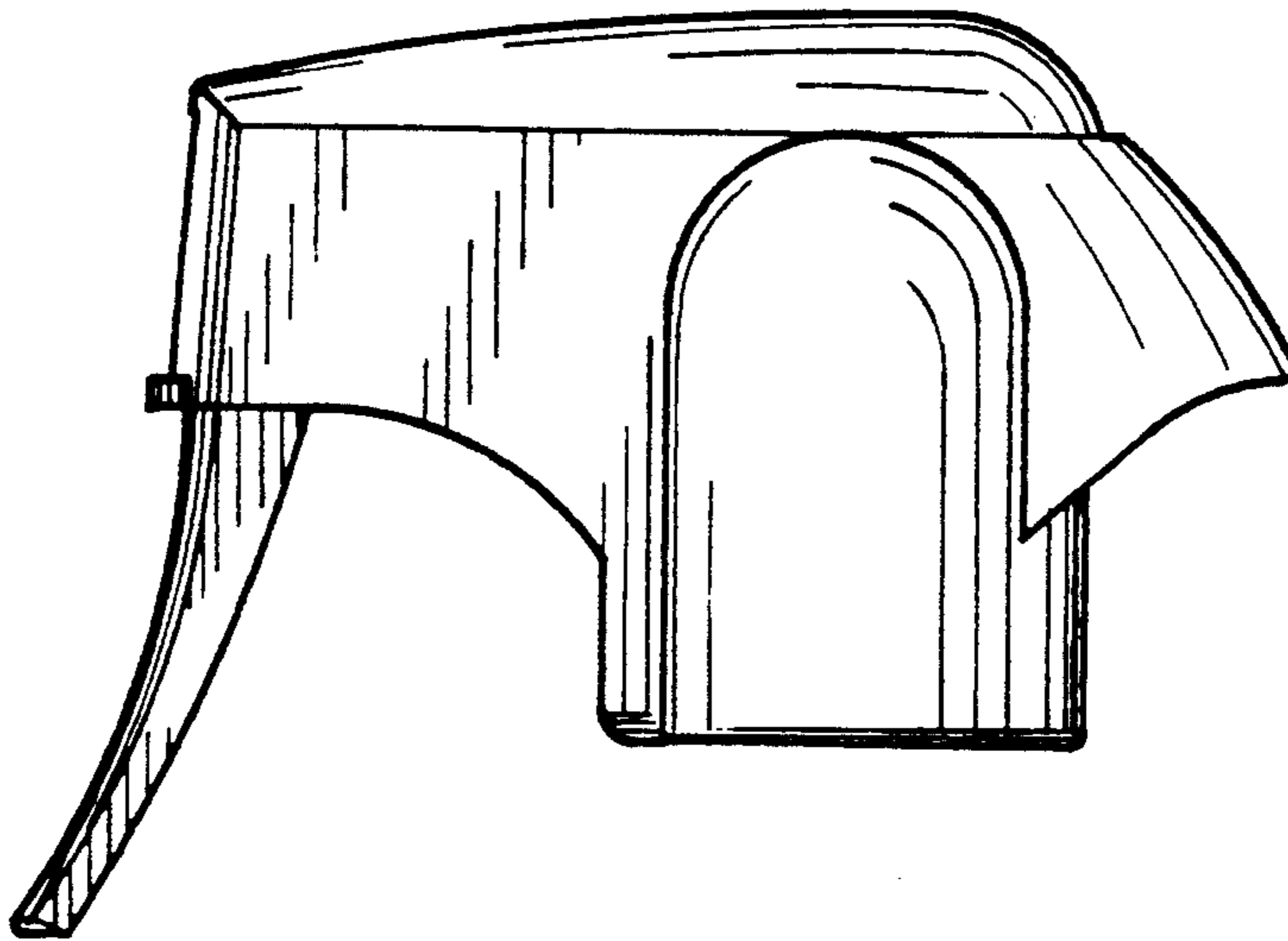
[58] Field of Search ..... D9/300, 448; 222/321, 222/335, 380, 383-385, 207, 405, 635; 239/333, 337, 383; D23/213, 223-226

FIG. 1 is a right side elevational view of a trigger-actuated vaporizing pump showing my new design, the undisclosed opposite side being a mirror image; FIG. 2 is a front elevational view thereof; FIG. 3 is a rear elevational view thereof; FIG. 4 is a top plan view thereof; and, FIG. 5 is a bottom plan view thereof.

[56] **References Cited**

**U.S. PATENT DOCUMENTS**

D. 291,415 8/1987 Abplanalp ..... D9/448



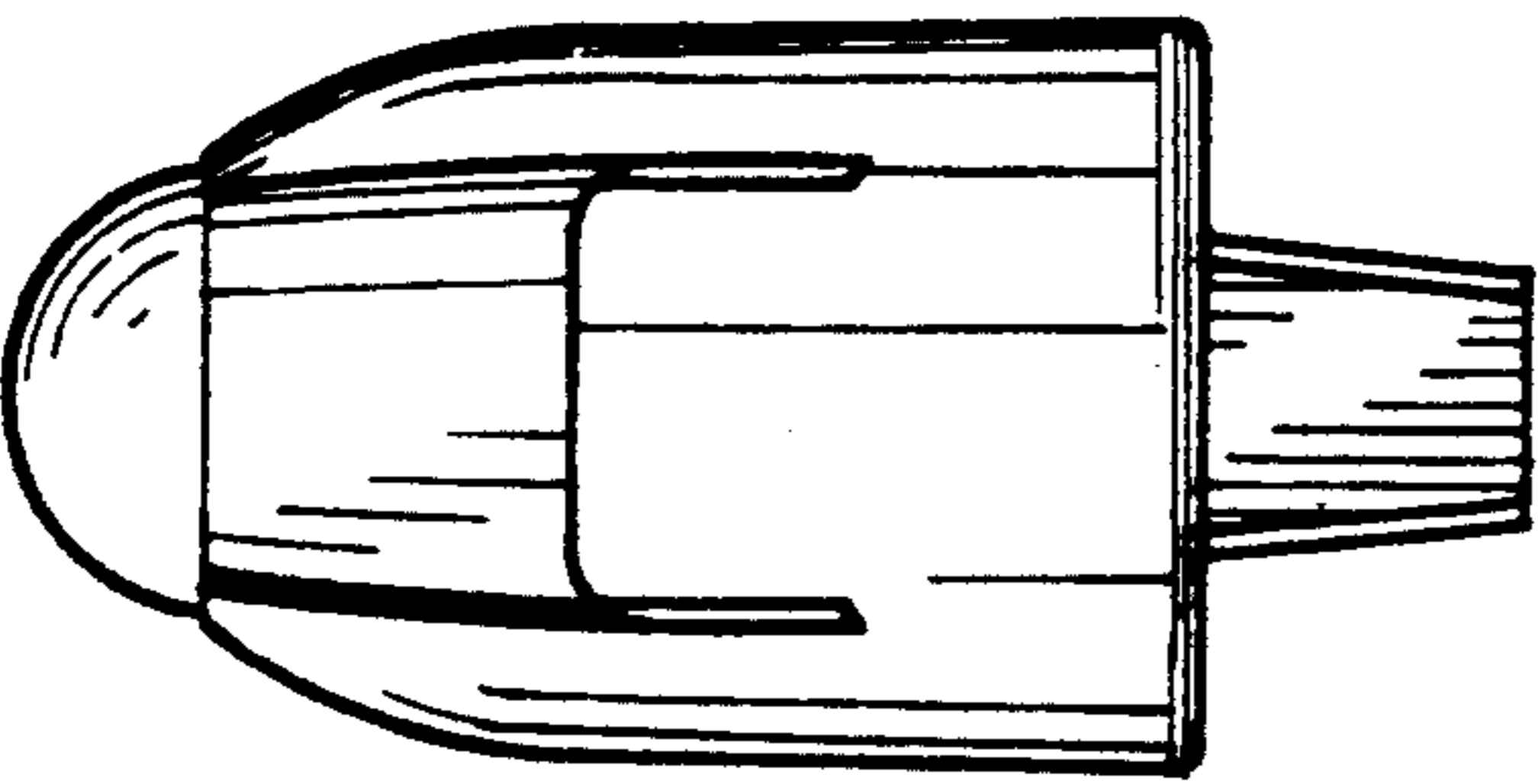


FIG. 1




FIG. 2

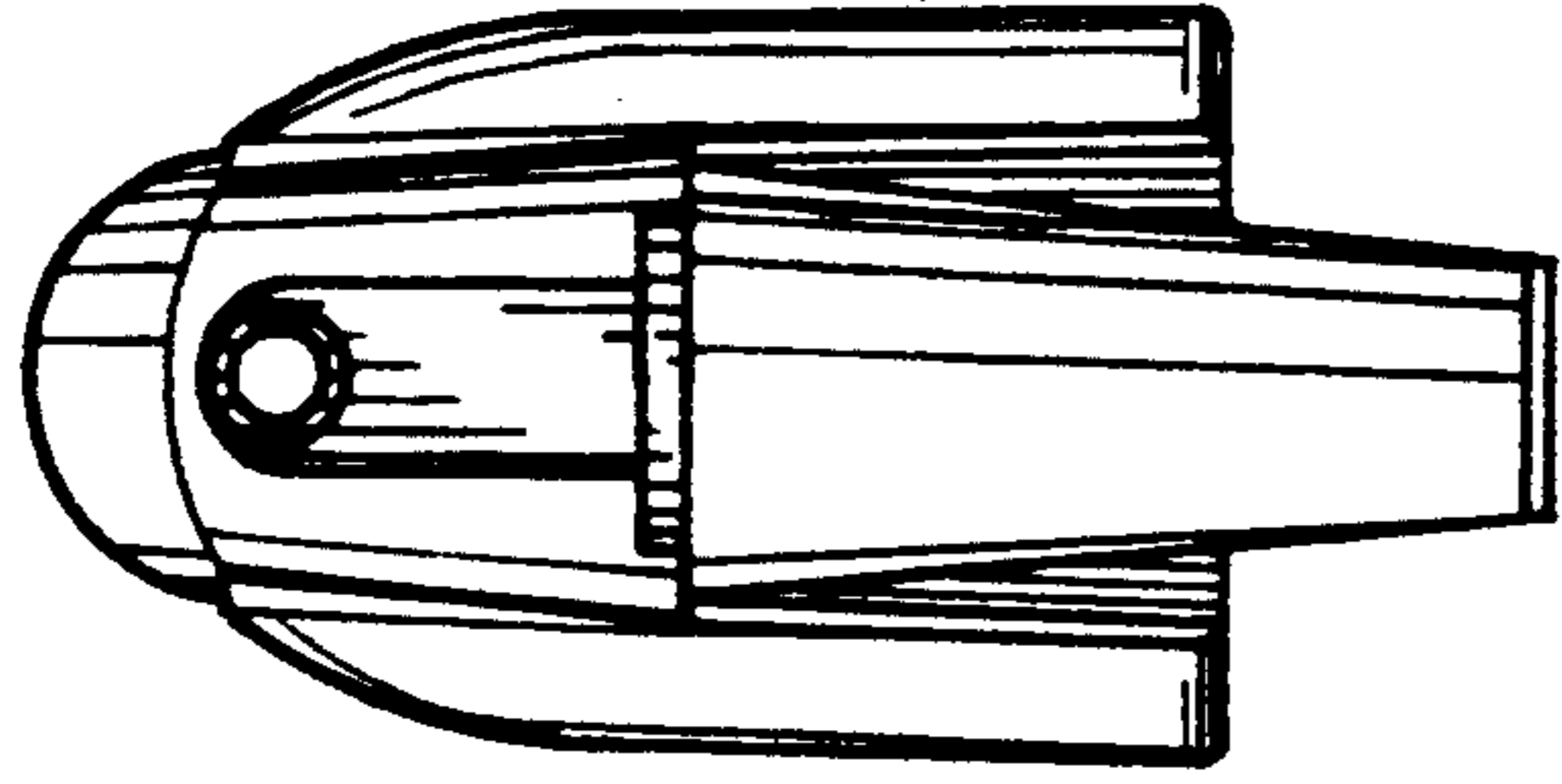


FIG. 3

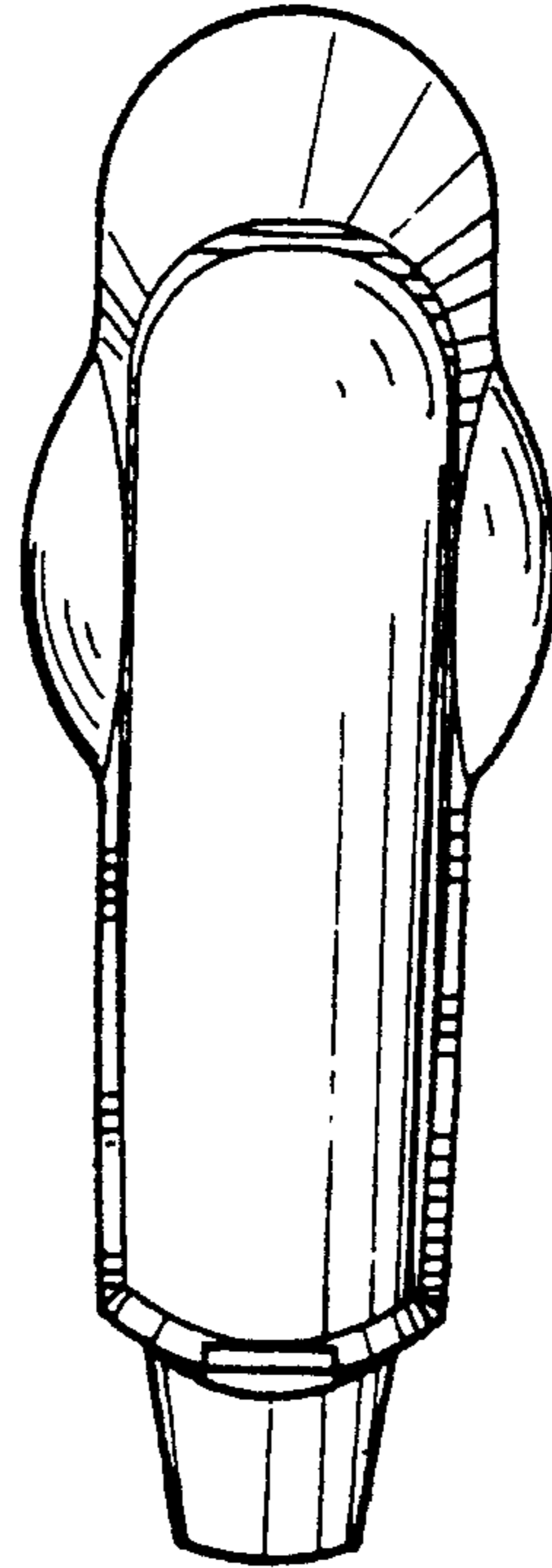


FIG. 4




FIG. 5