



US00D342894S

# United States Patent [19]

[11] Patent Number: **Des. 342,894**

**DiDomenico**

[45] Date of Patent: **\*\* Jan. 4, 1994**

[54] **EARRING CARD**

[76] Inventor: **Joseph DiDomenico, 575 Mount Pleasant Ave., Providence, R.I. 02908**

[\*\*] Term: **14 Years**

[21] Appl. No.: **756,142**

[22] Filed: **Sep. 6, 1991**

[52] U.S. Cl. .... **D9/415**

[58] Field of Search ..... **D9/415, 416, 457; 206/6.1, 566, 806, 461-471, 45.14, 45.19, 44R, 45.28, 45.12; D11/2, 40, 201, 86, 87, 89**

[56] **References Cited**

**U.S. PATENT DOCUMENTS**

D. 250,996	2/1979	Glaser .....	D9/457
D. 261,729	11/1981	Feibelman .....	D9/457
D. 327,426	6/1992	Karita et al. ....	D9/415
2,884,127	4/1959	Neary .....	206/462
4,175,660	11/1979	Feibelman .....	206/461 X
4,332,320	6/1982	Feibelman .....	206/45.14
4,944,389	7/1990	Robertson .....	206/6.1
4,979,711	12/1990	McIlroy .....	206/45.14 X

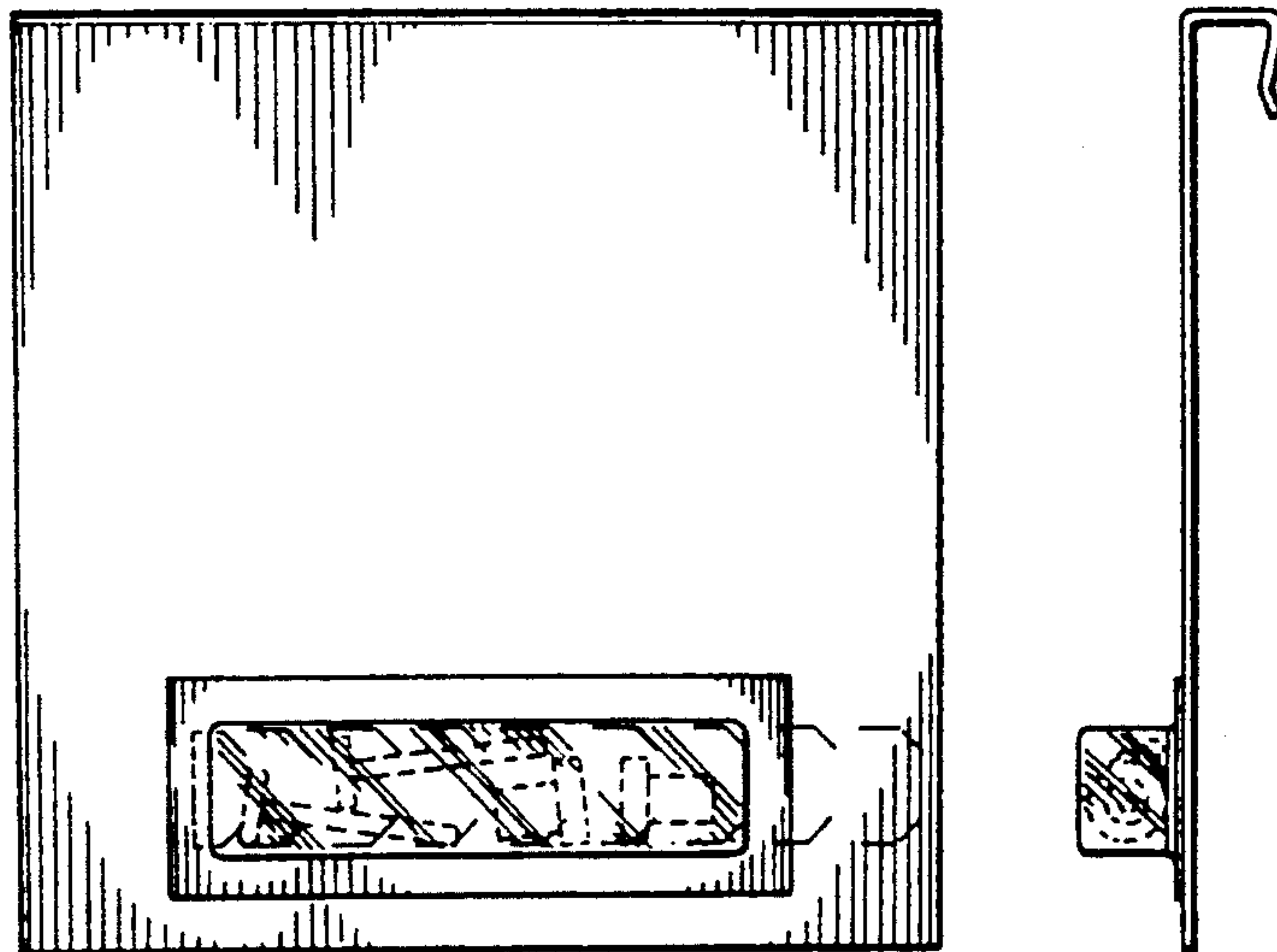
*Primary Examiner*—Prabhakar G. Deshmukh  
*Attorney, Agent, or Firm*—Salter, Michaelson & Benson

[57] **CLAIM**

The ornamental design for an earring card, as shown and described.

**DESCRIPTION**

FIG. 1 is a front elevational view of an earring card showing my new design;  
 FIG. 2 is a right side elevational view thereof; the left side elevational view being a mirror image thereof;  
 FIG. 3 is a top plan view thereof;  
 FIG. 4 is a bottom plan view thereof;  
 FIG. 5 is a rear elevational view thereof;  
 FIG. 6 is a front elevational view of a second embodiment of FIG. 1;  
 FIG. 7 is a right elevational view of FIG. 6; the left elevational view being a mirror image thereof; and,  
 FIG. 8 is a rear elevational of FIG. 6.  
 The top and bottom plan views of a second embodiment are same as shown in FIGS. 3 and 4. The broken line showing of earring is for illustrative purposes only and forms no part of the claim.



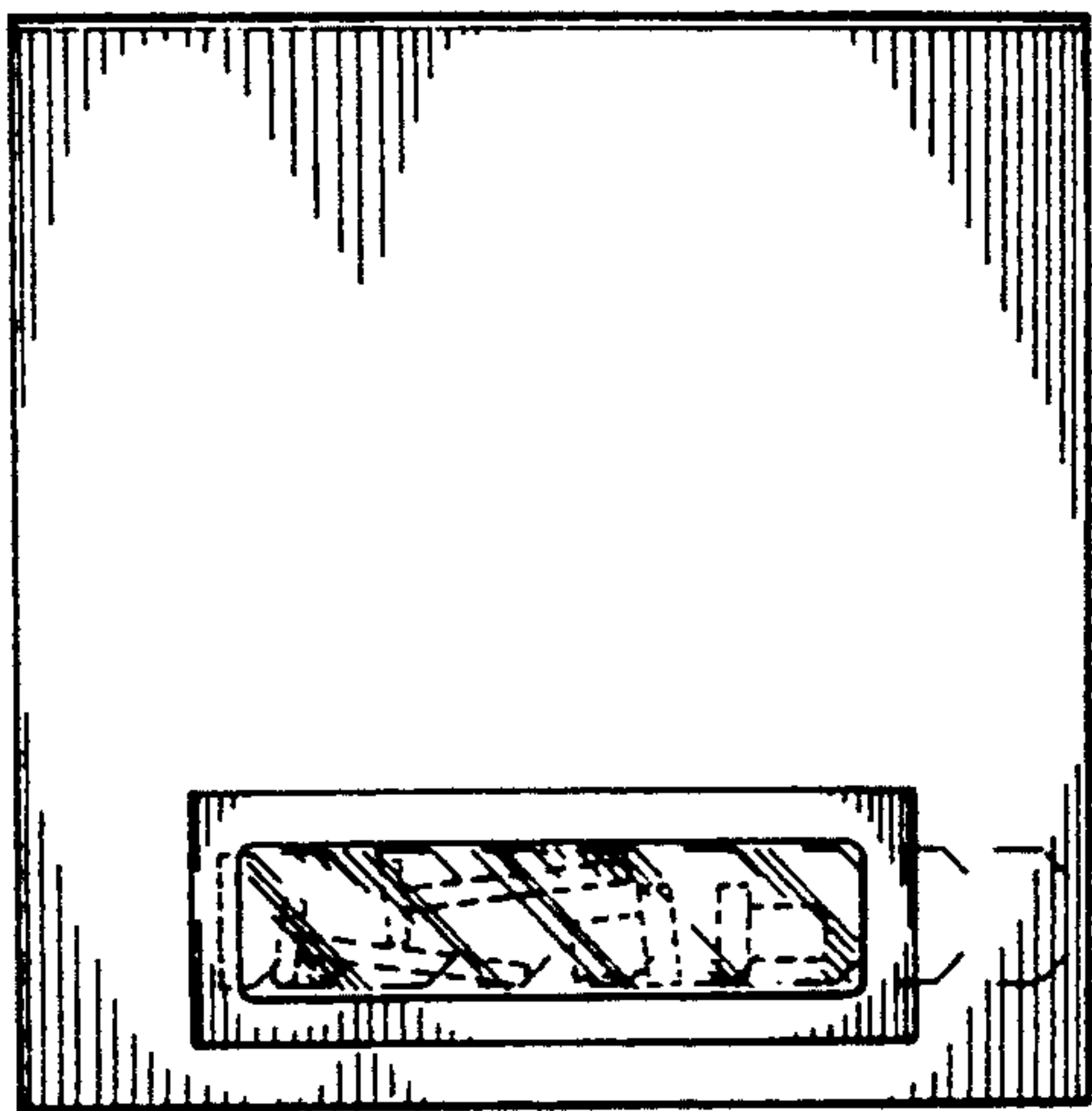


FIG. 1




FIG. 2



FIG. 3



FIG. 4

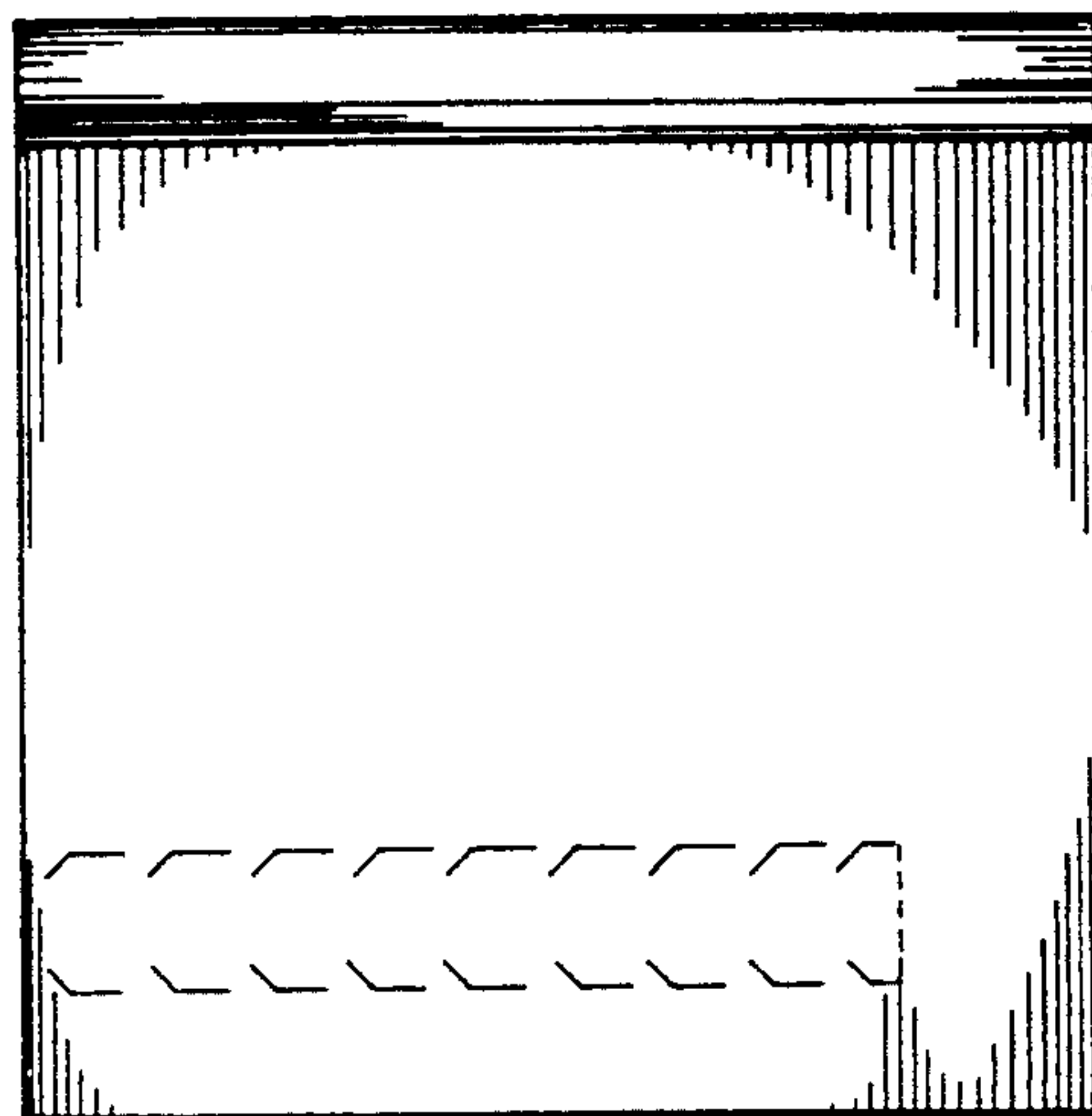


FIG. 5

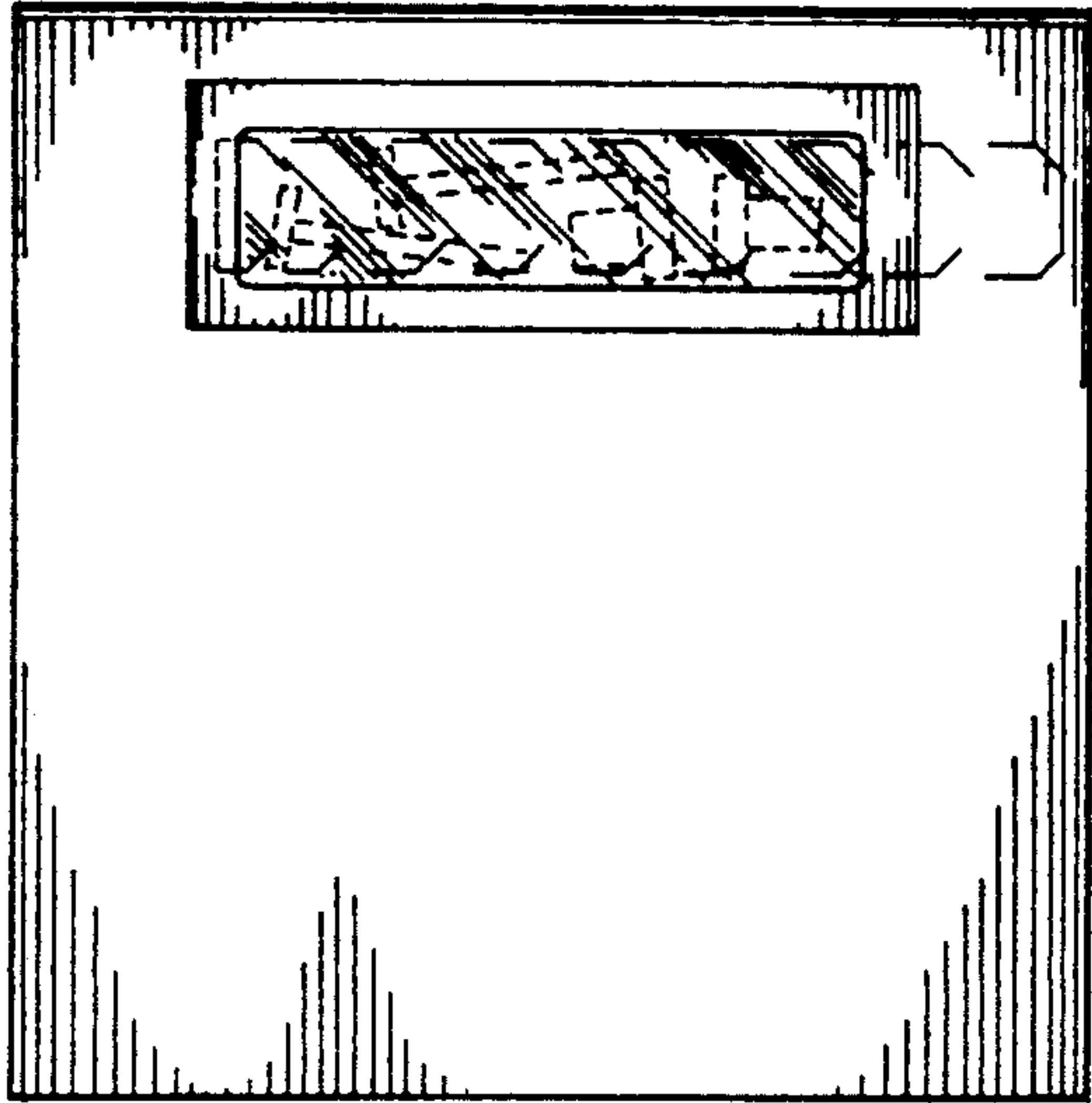


FIG. 6




FIG. 7

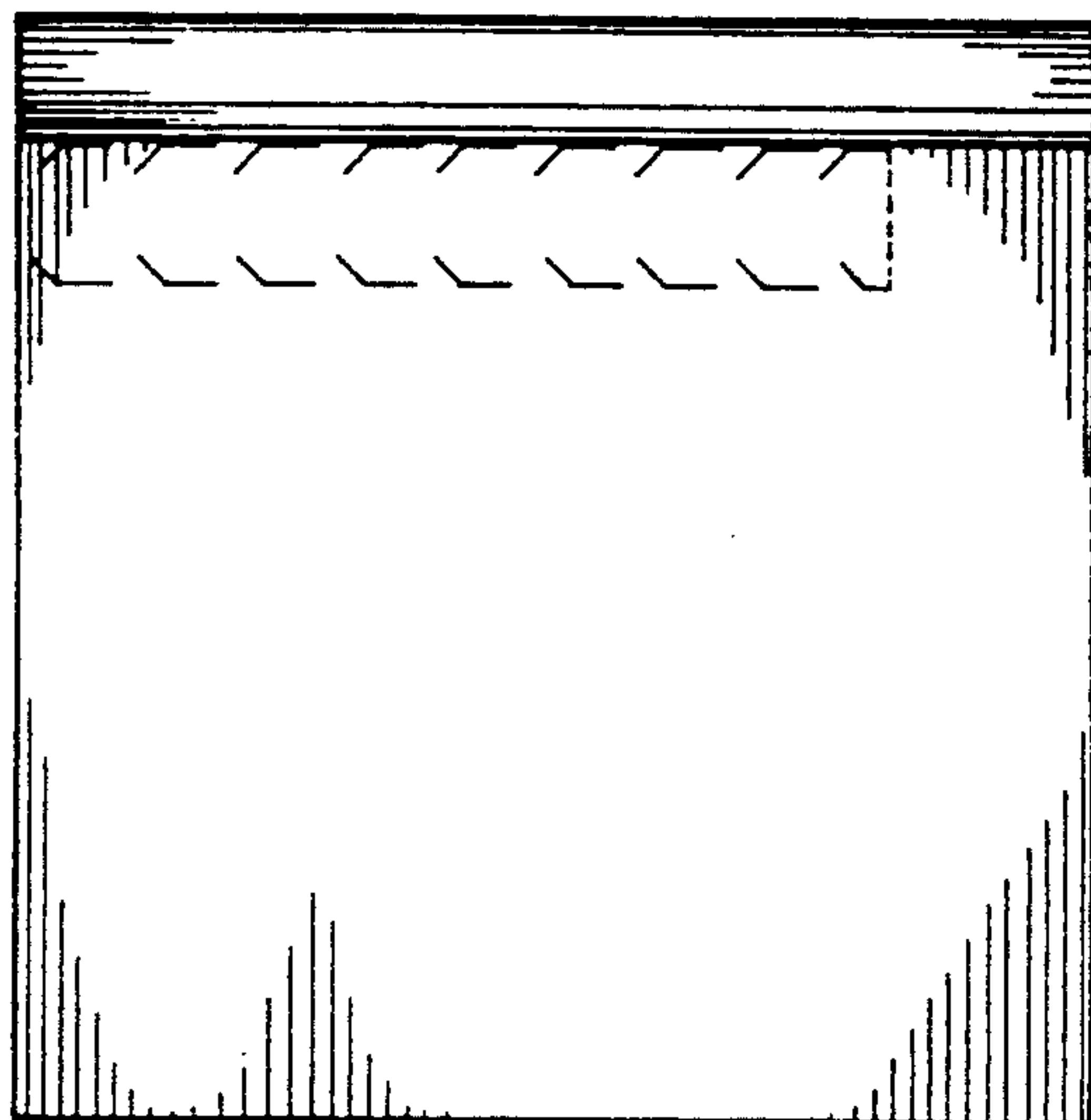


FIG. 8