



US00D342876S

United States Patent [19]

Brontkowski et al.

[11] Patent Number: **Des. 342,876**

[45] Date of Patent: **** Jan. 4, 1994**

[54] LOG GRIPPING TOOL

[76] Inventors: **Donna Brontkowski; Allen R. Brontkowski**, both of 2641 Bell Monte, Shelby Township, Macomb County, Mich. 48316

[**] Term: **14 Years**

[21] Appl. No.: **882,104**

[22] Filed: **May 14, 1992**

[52] U.S. Cl. **D8/51; D8/14**

[58] Field of Search **D8/14, 51, 52; 81/53.11; 294/3, 11, 19.1, 50.9, 16, 100**

[56] **References Cited**

U.S. PATENT DOCUMENTS

D. 254,704	4/1980	Hammond	D8/51
D. 298,206	10/1988	Burke et al.	D8/51
D. 298,728	11/1988	Bergkvist et al.	D8/51
2,916,323	12/1959	Van Berkum	294/3
3,833,252	9/1974	Redding	294/100
4,172,610	10/1979	Johnson	294/100

4,398,759	8/1983	Manola	294/19.1
4,478,449	10/1984	Bernier	294/16
4,615,555	10/1986	Bateham	294/19.1
4,711,482	12/1987	Brown et al.	294/19.1
4,934,089	6/1990	Samar	294/19.1
4,938,516	7/1990	Temple	294/19.1

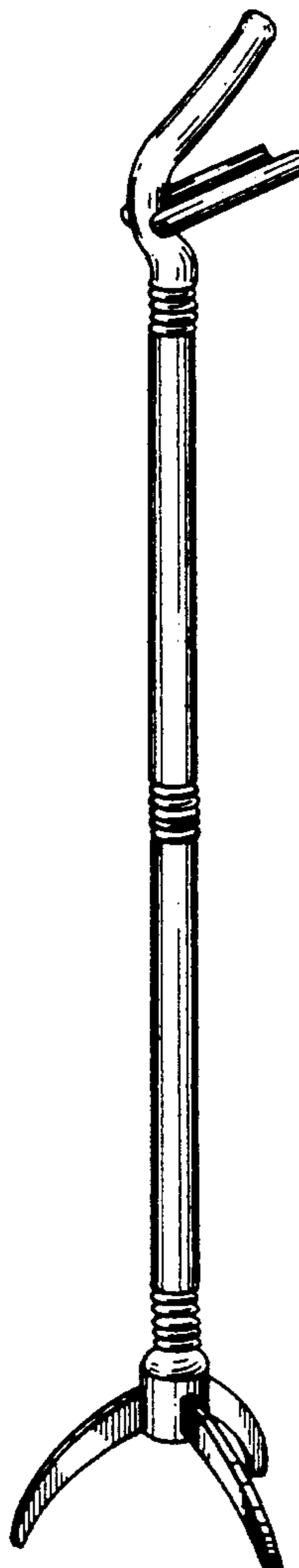
Primary Examiner—Bernard Ansher
Assistant Examiner—Philip Hyder
Attorney, Agent, or Firm—Terry M. Gernstein

[57] CLAIM

The ornamental design for a log gripping tool, as shown and described.

DESCRIPTION

FIG. 1 is a perspective view of the hot log moving tongs showing my new design; FIG. 2 is a front elevational view thereof; FIG. 3 is a rear elevational view thereof; FIG. 4 is a side elevational view thereof; the opposite side being a mirror image of the side shown in FIG. 4; FIG. 5 is a top plan view thereof; and, FIG. 6 is a bottom view thereof.



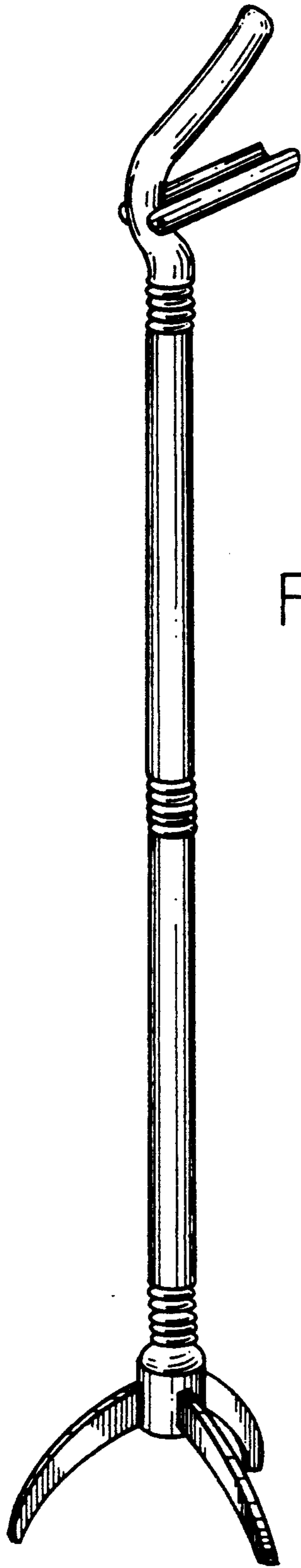


FIG.1.

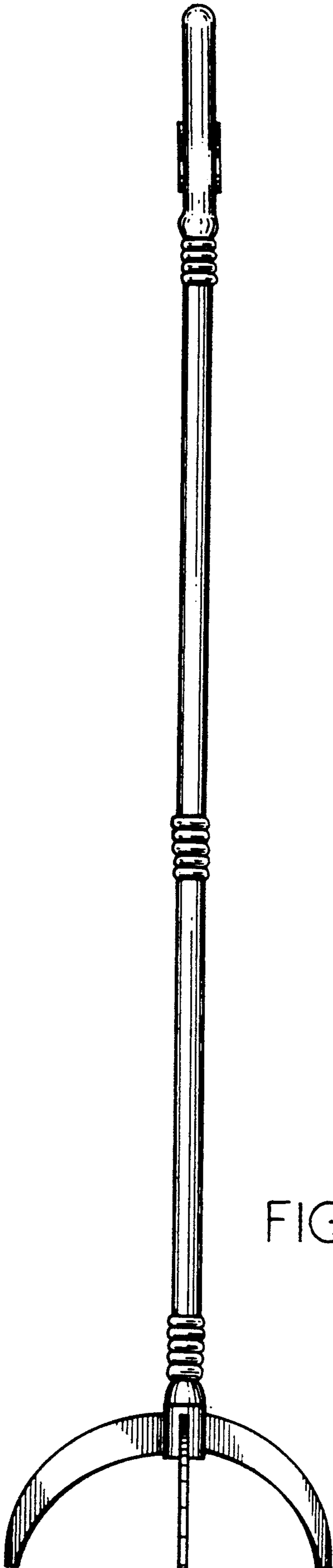
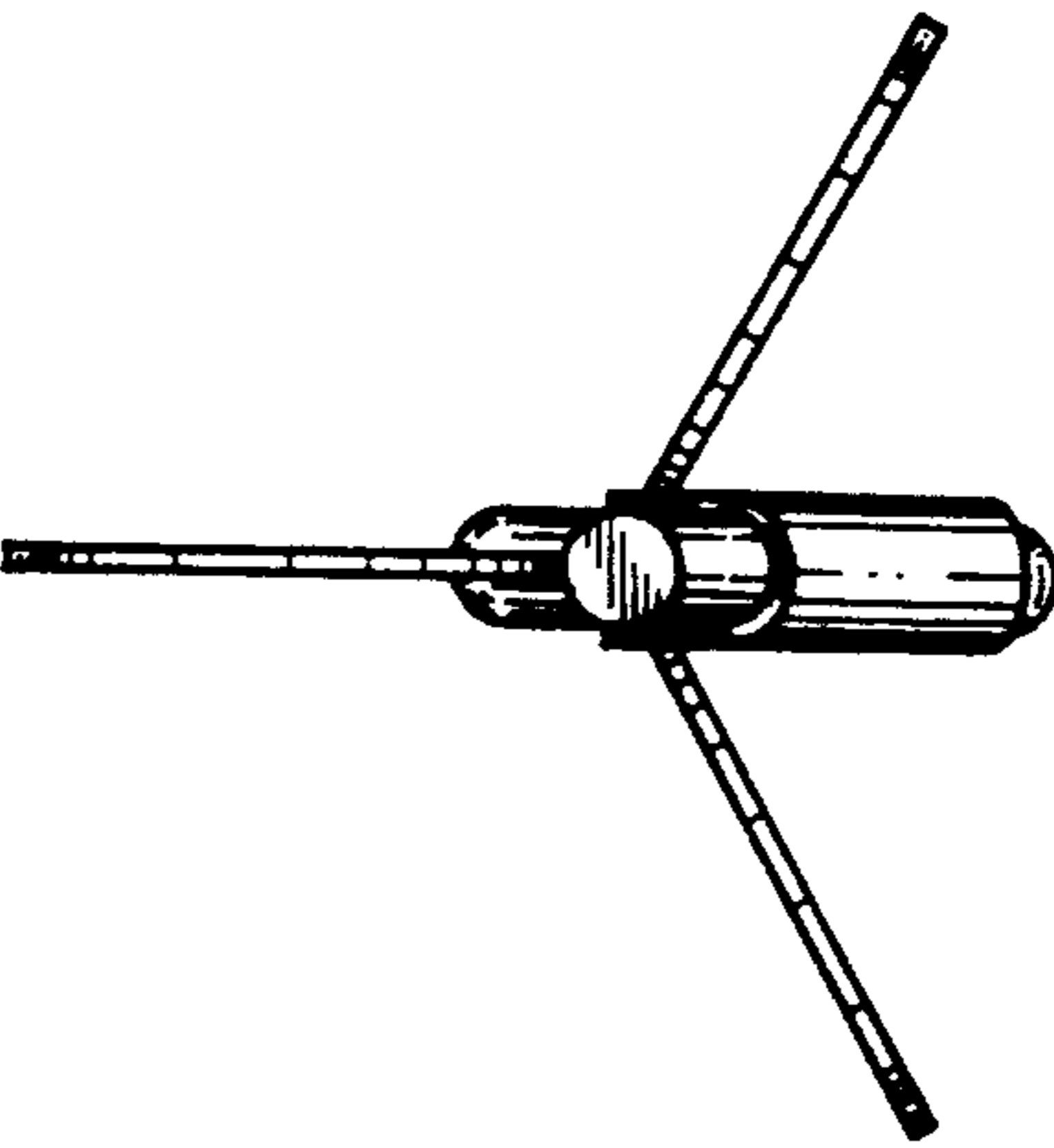


FIG. 2.

FIG. 5.



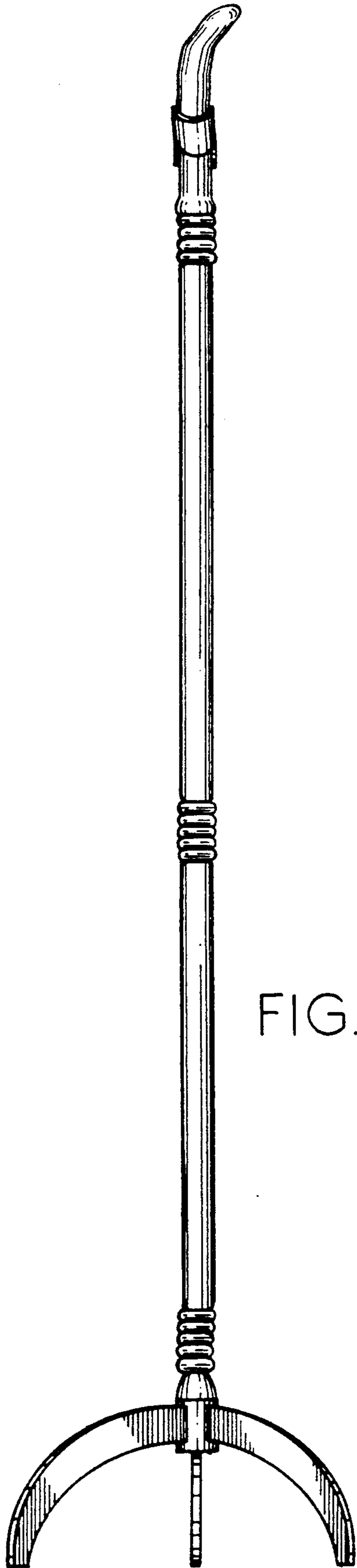


FIG. 3.

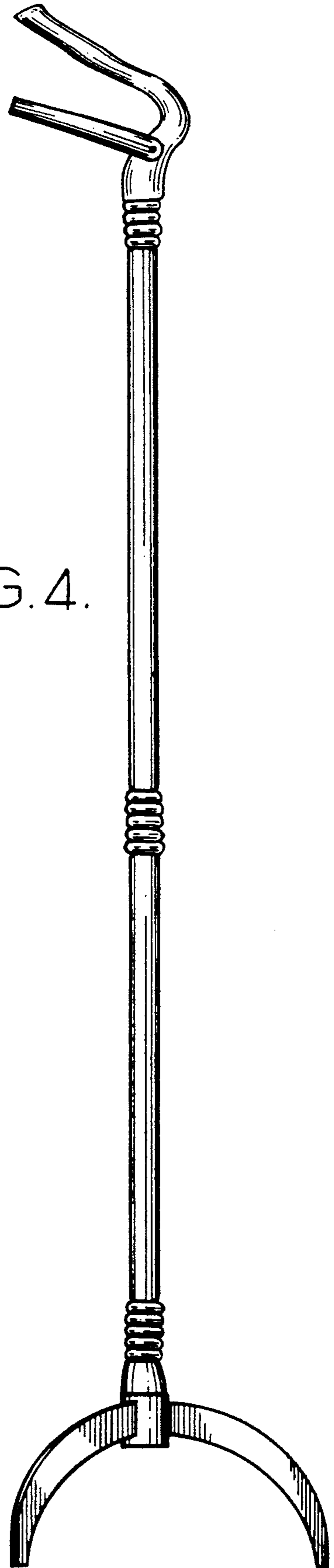


FIG. 4.

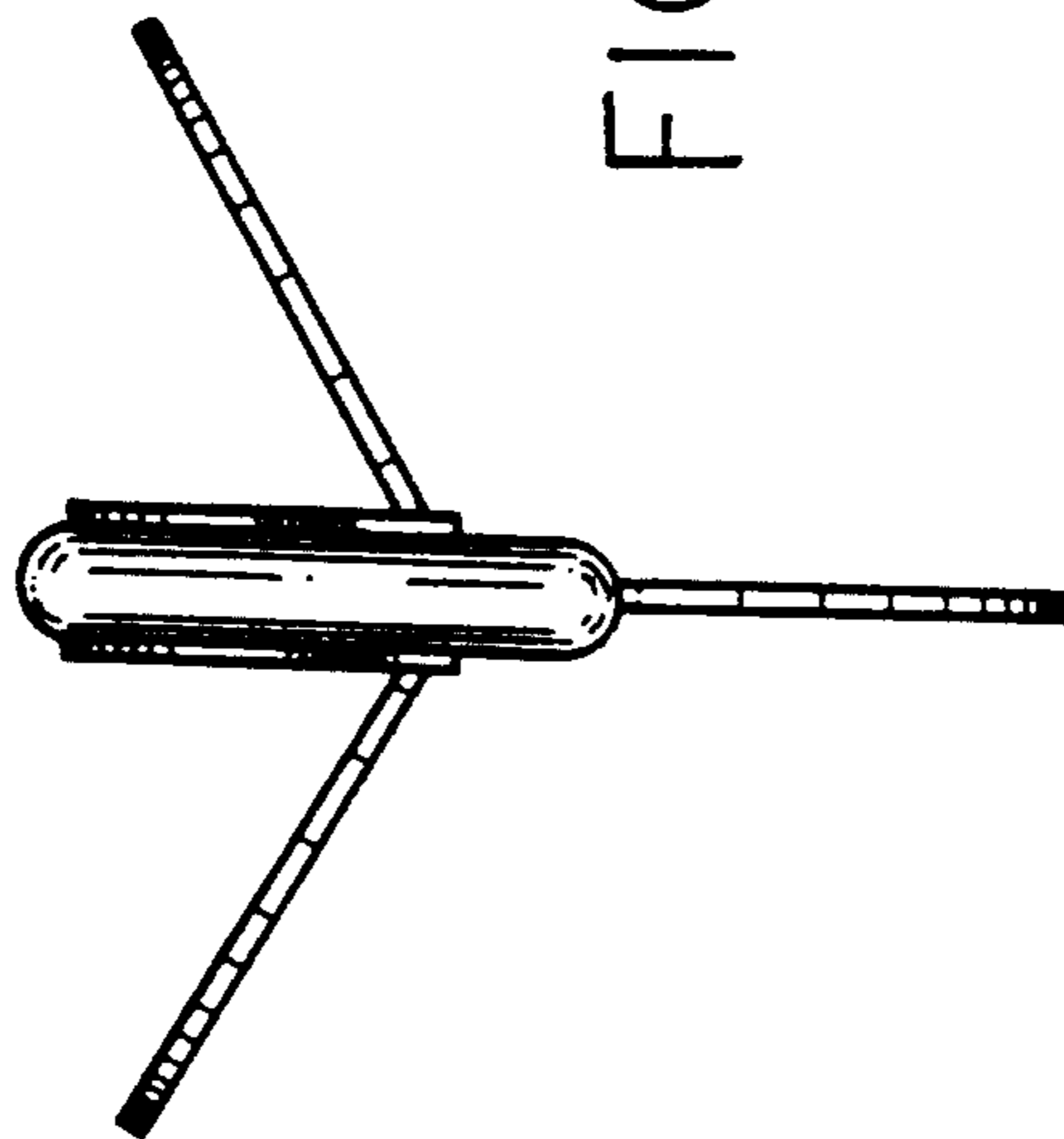


FIG. 6.