



US00D342873S

United States Patent [19]

[11] Patent Number: **Des. 342,873**

Dannenberg

[45] Date of Patent: **** Jan. 4, 1994**

[54] **CUTTING BOARD**

[75] Inventor: **Todd D. Dannenberg, Sheboygan, Wis.**

[73] Assignee: **Kohler Co., Kohler, Wis.**

[**] Term: **14 Years**

[21] Appl. No.: **729,009**

[22] Filed: **Jul. 12, 1991**

[52] U.S. Cl. **D7/698; D6/406; D6/511**

[58] Field of Search **D7/698, 550, 553; D6/339, 406, 482, 511; 269/54.5, 289R, 291, 302.1, 303, 315, 900**

[56] **References Cited**

U.S. PATENT DOCUMENTS

- D. 178,559 8/1956 Warren D7/553
- 3,217,672 11/1965 Haughey D6/482 X
- 4,760,800 8/1988 Hanson D6/511 X

OTHER PUBLICATIONS

GF Furniture Systems; 1984; p. 32; Action Arc Table. An undated (admitted prior art) American Standard ad for the Connoisseur double bowl sink and cutting board.

Page 4 from a 1987 Kohler brochure showing assorted cutting boards.

Primary Examiner—Alan P. Douglas
Assistant Examiner—Caron D. Veynar
Attorney, Agent, or Firm—Quarles & Brady

[57] **CLAIM**

The ornamental design for a cutting board, as shown and described.

DESCRIPTION

FIG. 1 is a perspective view taken from the top, front and right side of a cutting board showing my new design;

FIG. 2 is a top plan view thereof;

FIG. 3 is a bottom plan view thereof;

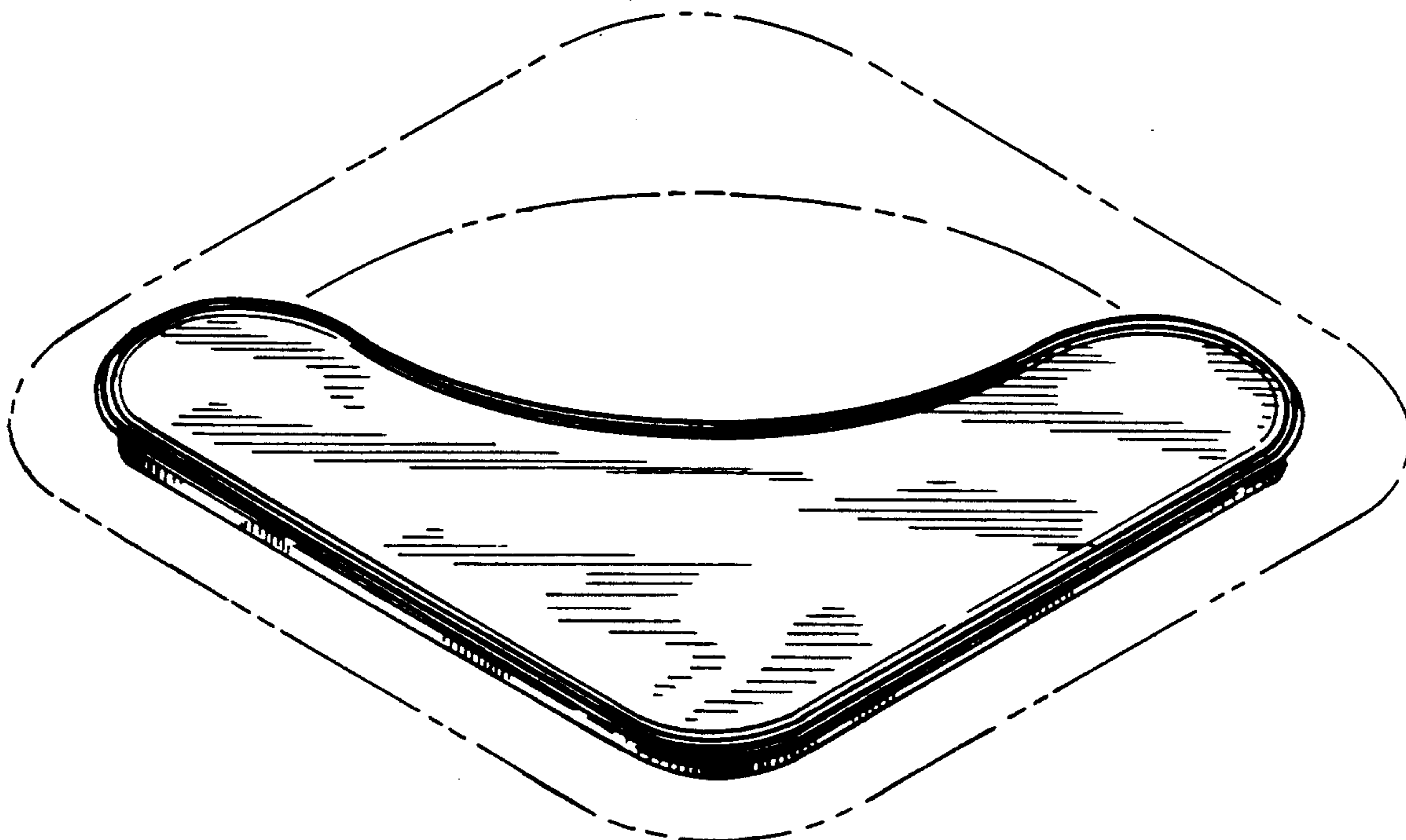
FIG. 4 is a front elevational view thereof, the right side elevational view being the same as the front elevational view shown;

FIG. 5 is a rear elevational view thereof, the left side elevational view being the mirror image of the rear elevational view shown;

FIG. 6 is a cross-sectional view taken on line 6—6 of FIG. 2; and,

FIG. 7 is a top plan view of a second embodiment of my new design of FIGS. 1-6.

The fragmentary broken line representation of a sink in FIG. 1 is for the purpose of illustration only and forms no part of the claimed design.



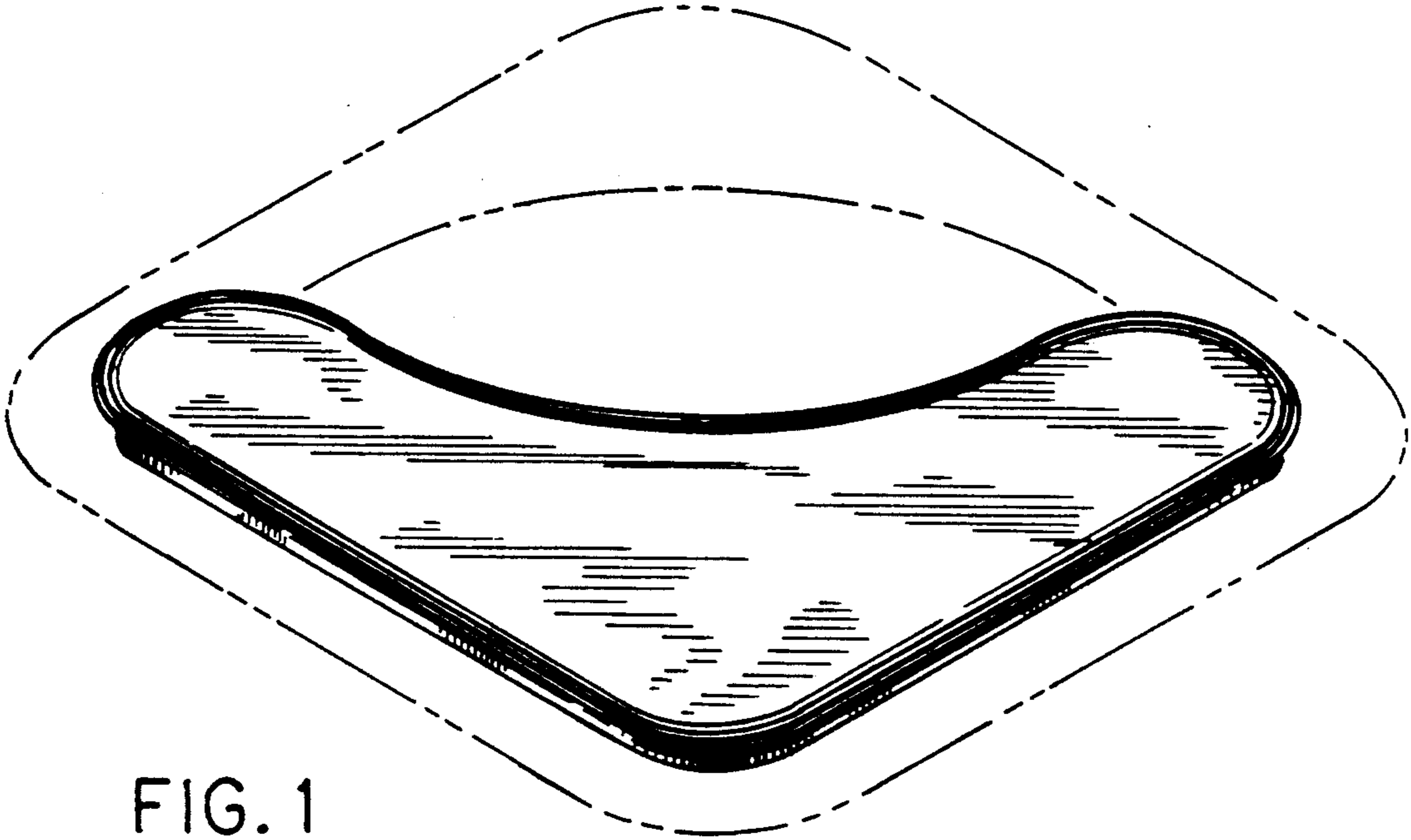


FIG. 1

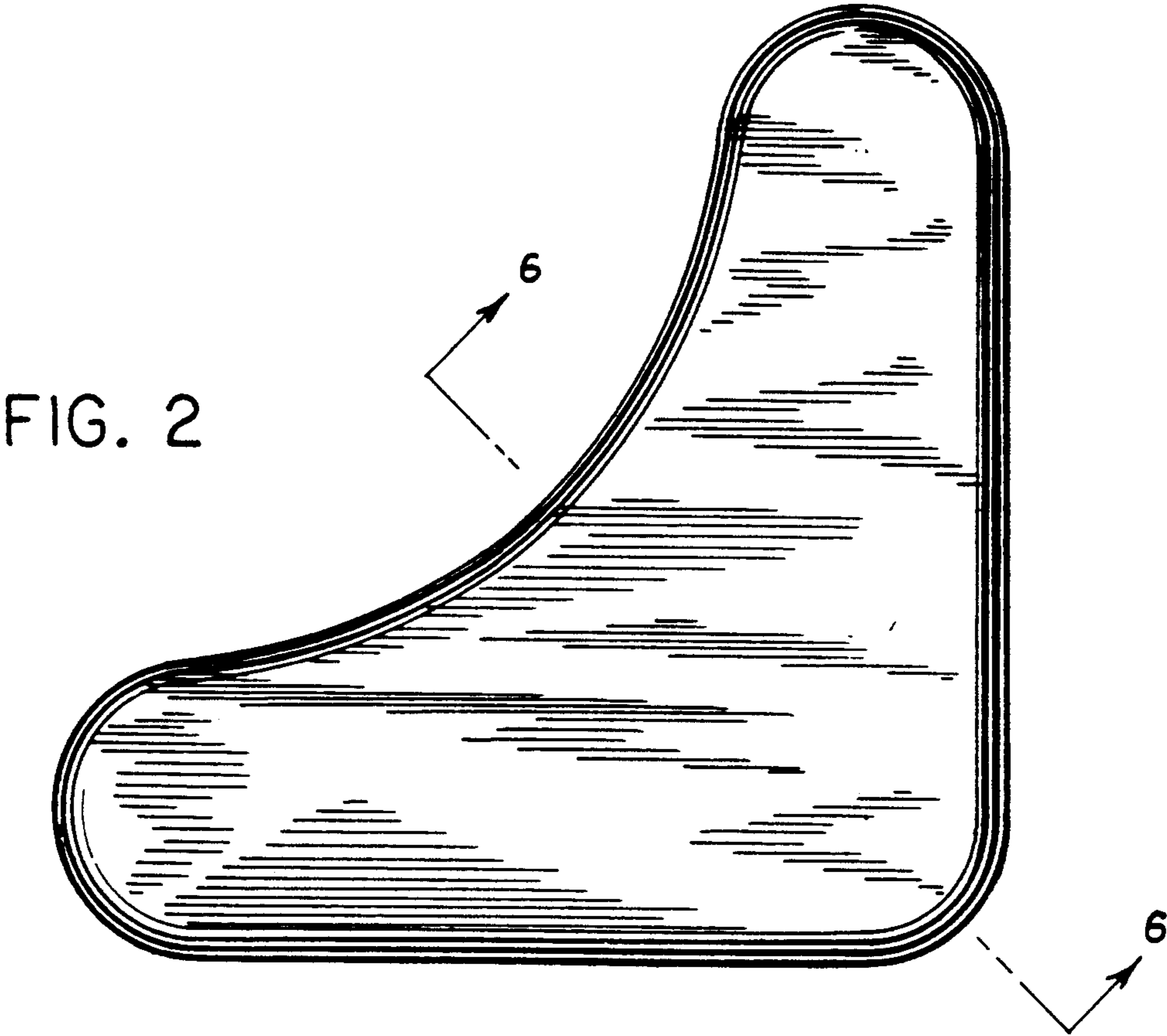


FIG. 2

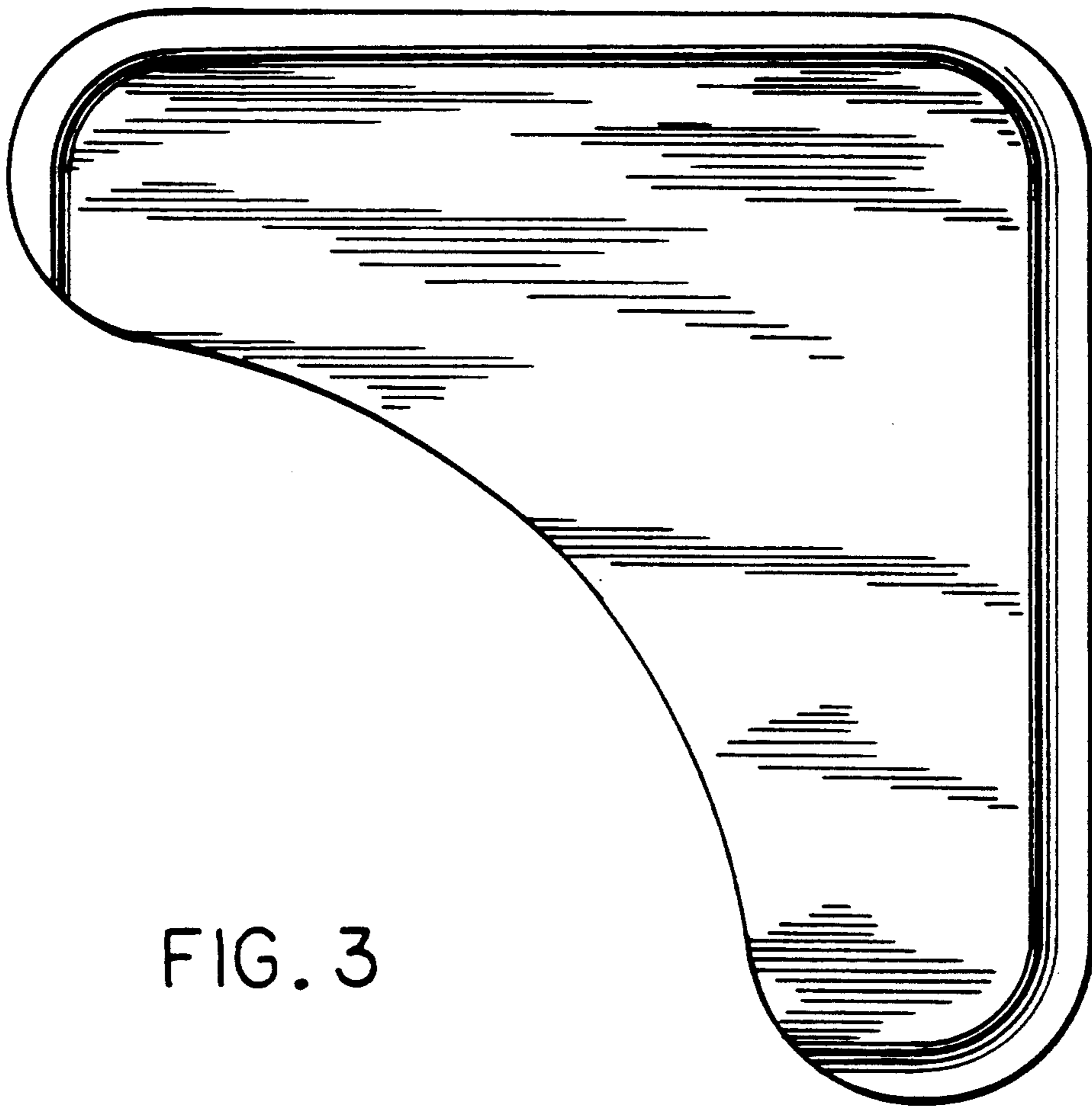


FIG. 3




FIG. 4



FIG. 5



FIG. 6

FIG. 7

