



US00D342872S

# United States Patent [19]

**Kanerva**

[11] **Patent Number: Des. 342,872**

[45] **Date of Patent: \*\* Jan. 4, 1994**

[54] **KITCHEN LADLETURNER**

[76] **Inventor: Peter Kanerva, Sirkkalankatu 13 a C 69, SF-20500 Turku, Finland**

[\*\*] **Term: 14 Years**

[21] **Appl. No.: 840,920**

[22] **Filed: Feb. 25, 1992**

[30] **Foreign Application Priority Data**

Aug. 26, 1991 [FI] Finland ..... 687/91

[52] **U.S. Cl. .... D7/691**

[58] **Field of Search D7/688-689, 690, 691, 669, 401.2 30/324, 142; 416/69, 70R, 70A, 15/105, 245, 236.01, 236.07, 236.08; D32/40, 46, 49**

[56] **References Cited**

**U.S. PATENT DOCUMENTS**

D. 168,335 12/1952 Cosby ..... 30/324 X

D. 174,607 5/1955 Beater ..... D7/692

D. 174,748 5/1955 Harper ..... D7/688

D. 262,428 12/1981 Schildt, Jr. .... D7/688  
4,969,268 11/1990 Kelly, III ..... 30/324 X

*Primary Examiner*—Terry A. Wallace  
*Attorney, Agent, or Firm*—Armstrong, Westerman, Hattori, McLeland & Naughton

[57] **CLAIM**

The ornamental design for kitchen ladleturner, as shown and described.

**DESCRIPTION**

FIG. 1 is a top plan view of a kitchen ladleturner showing my new design;

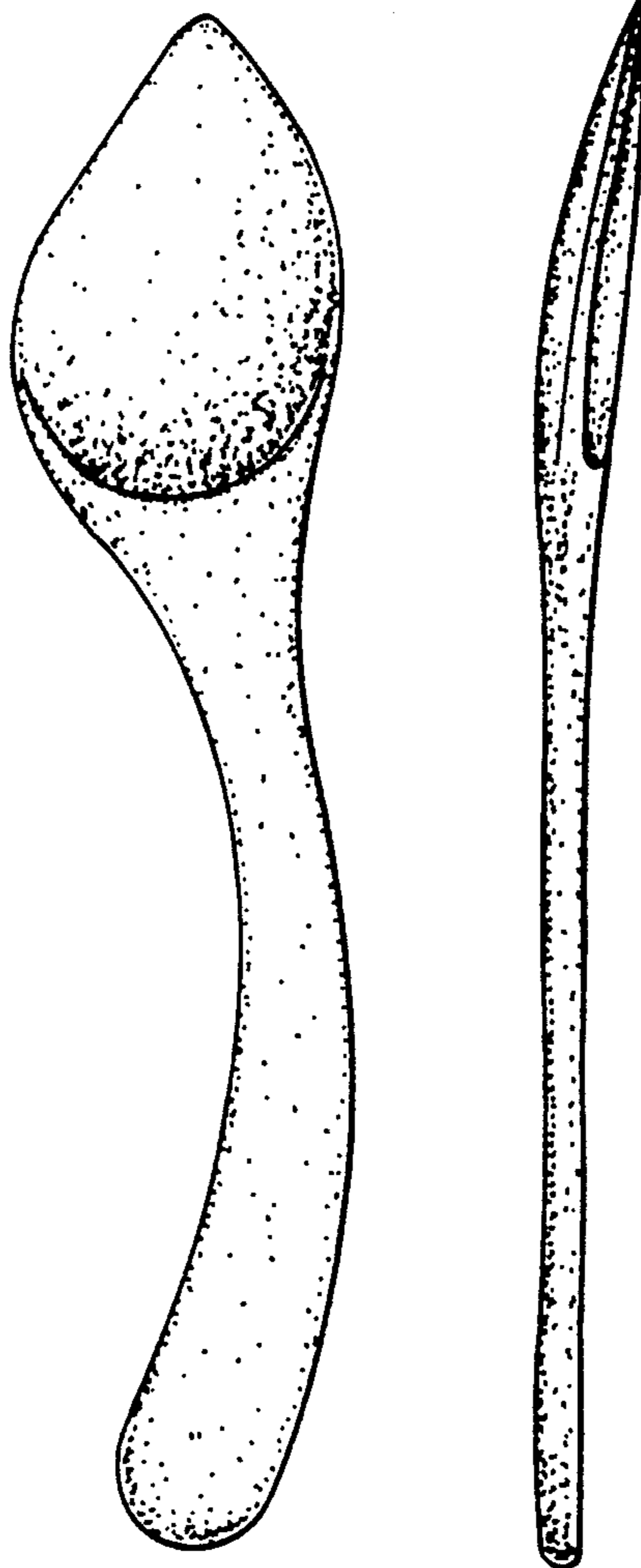
FIG. 2 is a bottom plan view thereof;

FIG. 3 is a side view thereof taken from the right side of FIG. 1;

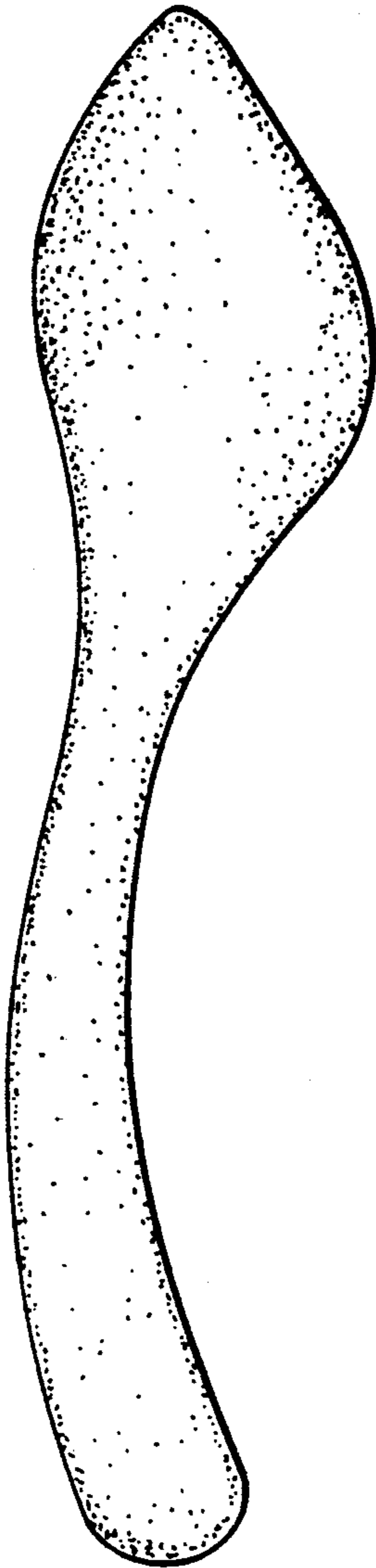
FIG. 4 is a side view thereof taken from the left side of FIG. 1;

FIG. 5 is an end view thereof taken from the bottom of FIG. 1; and,


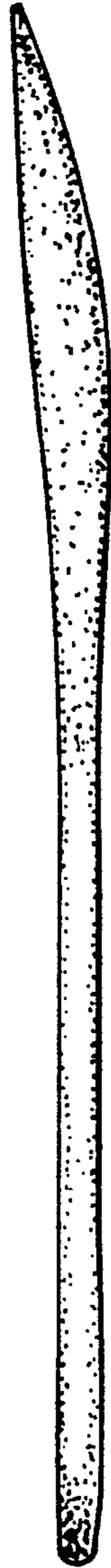
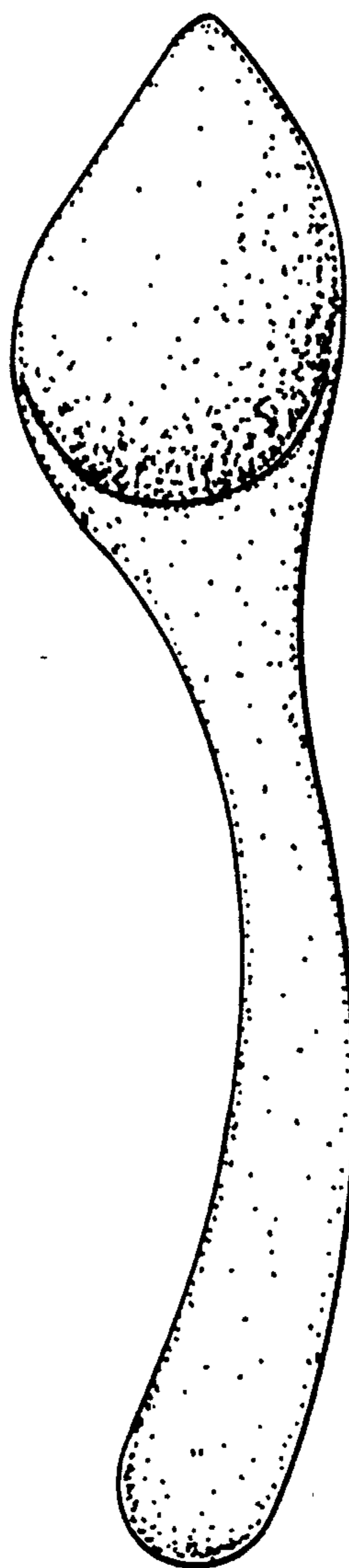
FIG. 6 is an end view thereof taken from the top of FIG. 1.



*Fig. 2*

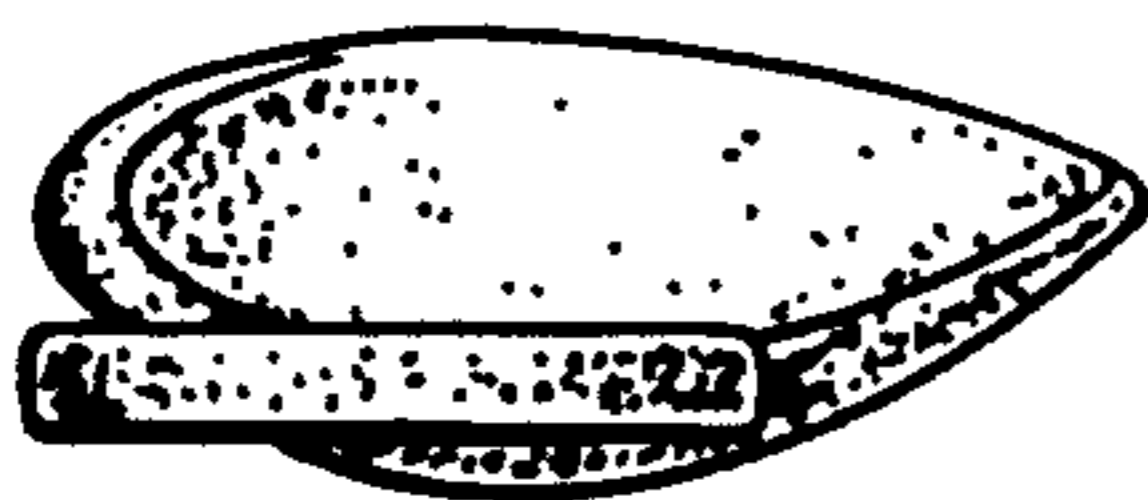


*Fig. 1*



*Fig. 3*

*Fig. 4*



*Fig. 5*

*Fig. 6*