



US00D342855S

United States Patent [19]

[11] Patent Number: Des. 342,855

Butler, II

[45] Date of Patent: ** Jan. 4, 1994

[54] COMBINED INFANT CUSHION AND COVER

[76] Inventor: George D. Butler, II, 3590 Yarmouth Hill, Lawrenceville, Ga. 30244

[**] Term: 14 Years

[21] Appl. No.: 1,692

[22] Filed: Nov. 20, 1992

[52] U.S. Cl. D6/596; D6/601

[58] Field of Search D6/595, 596, 601; D3/31; 5/655, 900.5, 424; D23/278

[56] References Cited

U.S. PATENT DOCUMENTS

D. 259,458	6/1981	Fuller et al.	D6/596
D. 309,068	7/1990	Jordan et al. .	
3,363,272	9/1965	Channon .	
4,254,900	3/1981	Wheeler	D3/31
4,712,258	12/1987	Eves	5/655

Primary Examiner—Wallace R. Burke

Assistant Examiner—Lisa Lichtenstien

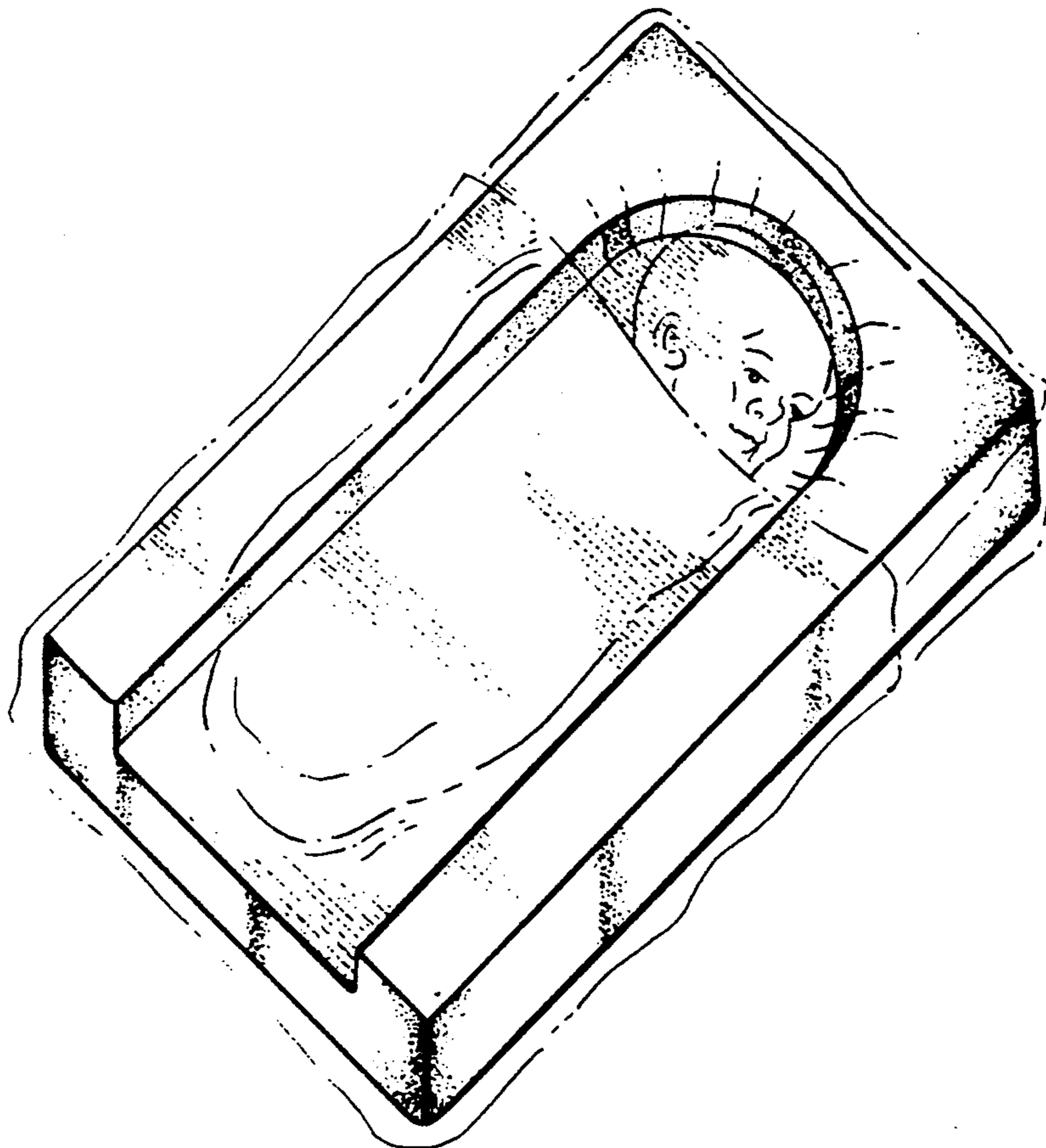
Attorney, Agent, or Firm—Richard C. Litman

[57] CLAIM

The ornamental design for a combined infant cushion and cover, as shown and described.

DESCRIPTION

FIG. 1 is an environmental perspective view of an infant cushion and cover kit, showing my new design; FIG. 2 is a perspective view of the cushion, shown separately for clarity of illustration; FIG. 3 is a top plan view of FIG. 2; FIG. 4 is a bottom plan view of FIG. 2; FIG. 5 is a front elevation view of FIG. 2; FIG. 6 is a rear elevation view of FIG. 2; FIG. 7 is a right side elevation view of FIG. 2, the left side being a mirror image of that shown; FIG. 8 is a perspective view of an infant cushion and cover kit; FIG. 9 is a perspective view of the cover, in open position, shown separately for clarity of illustration; FIG. 10 is a top plan view of FIG. 8; FIG. 11 is a bottom plan view of FIG. 8; FIG. 12 is a front elevation view of FIG. 8; FIG. 13 is a rear elevation view of FIG. 8; and, FIG. 14 is a right side elevation view of FIG. 8, the left side being a mirror image of that shown. The broken lines showing the child in FIG. 1 are for illustrative purposes only and form no part of the claimed design. The cross-hatch shading in FIGS. 1, and 8-14 represents fabric, and is understood to extend throughout the cover.



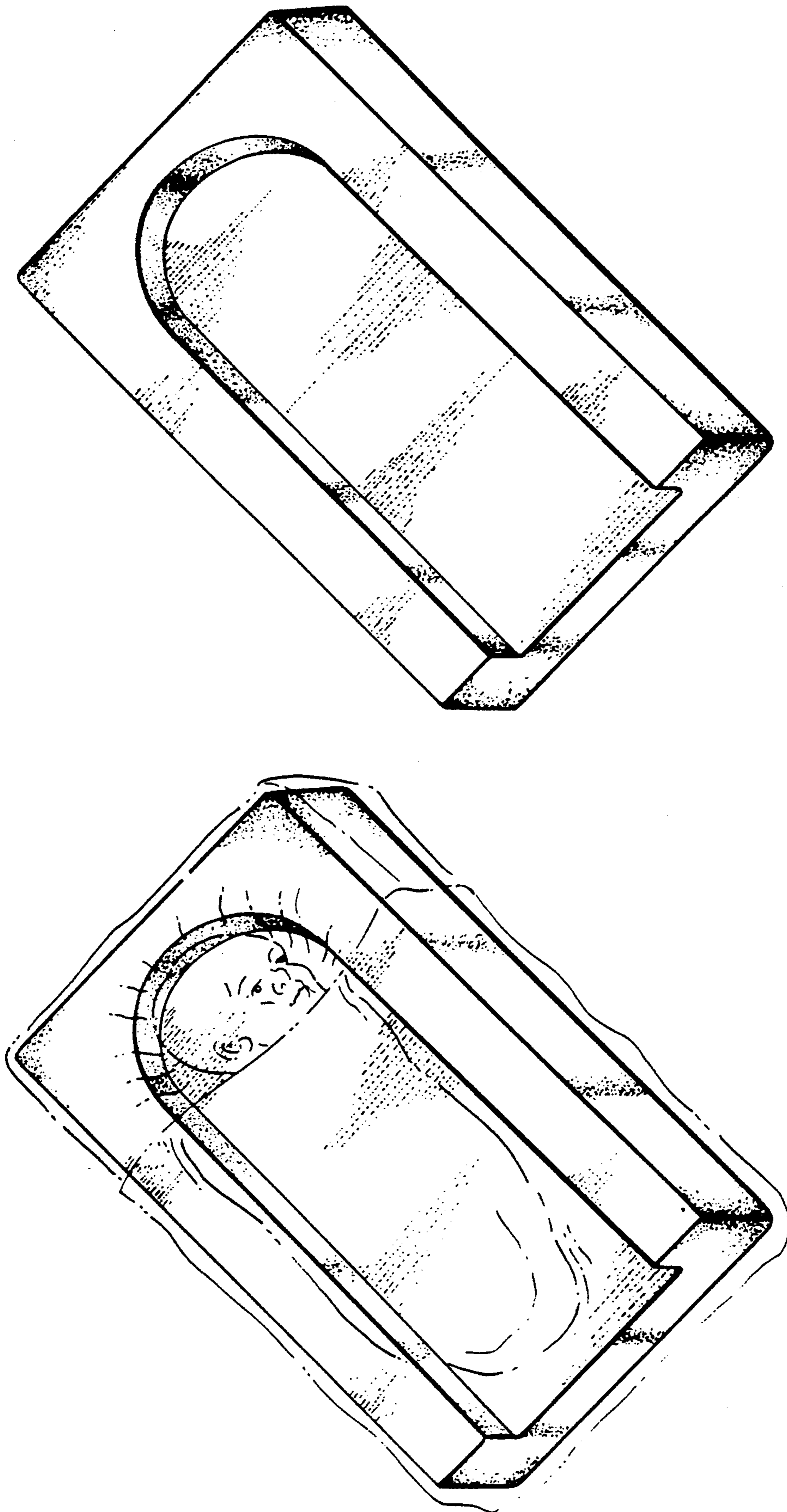


FIG. 2

FIG. 1




FIG. 3




FIG. 4




FIG. 5




FIG. 6




FIG. 7

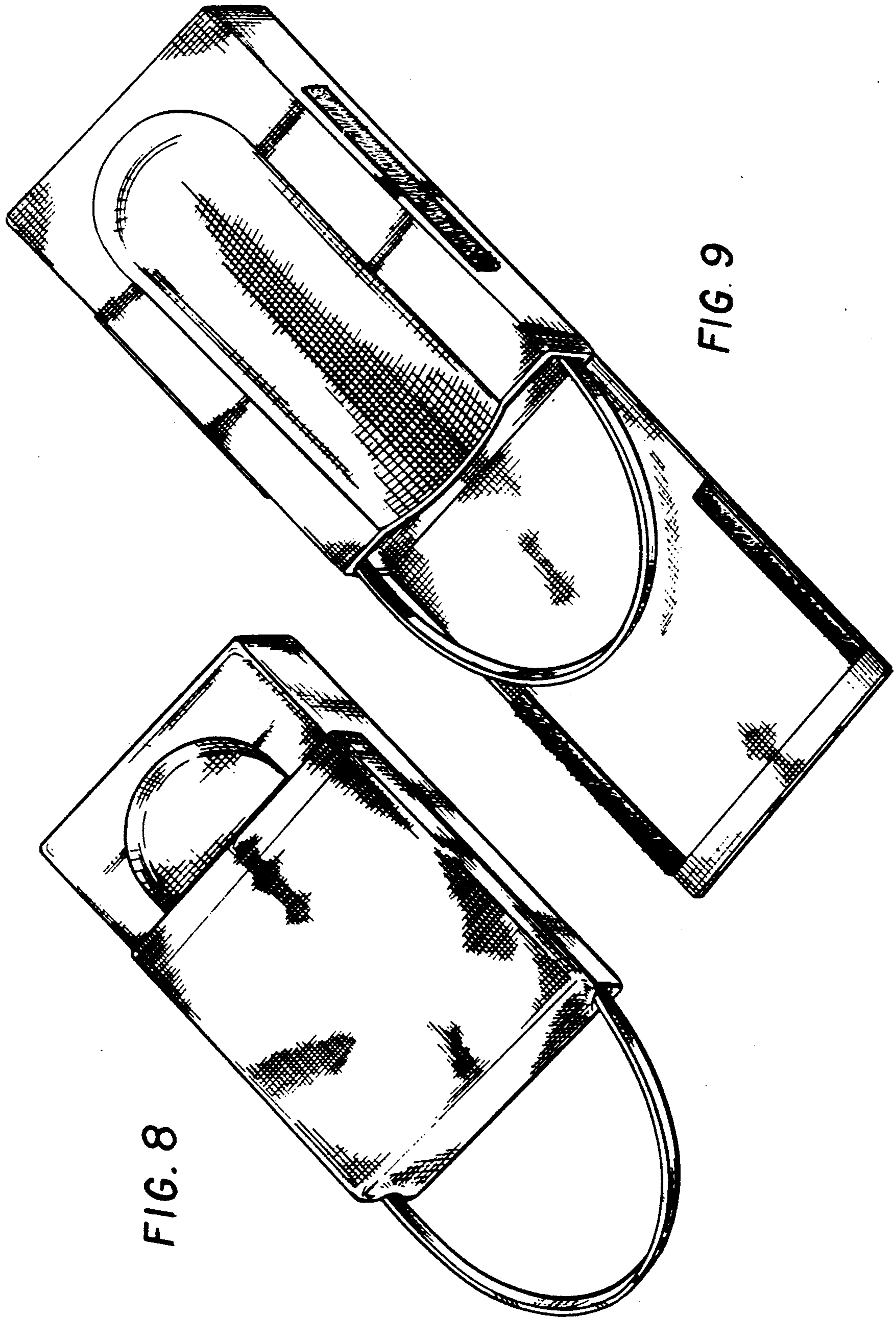


FIG. 8

FIG. 9

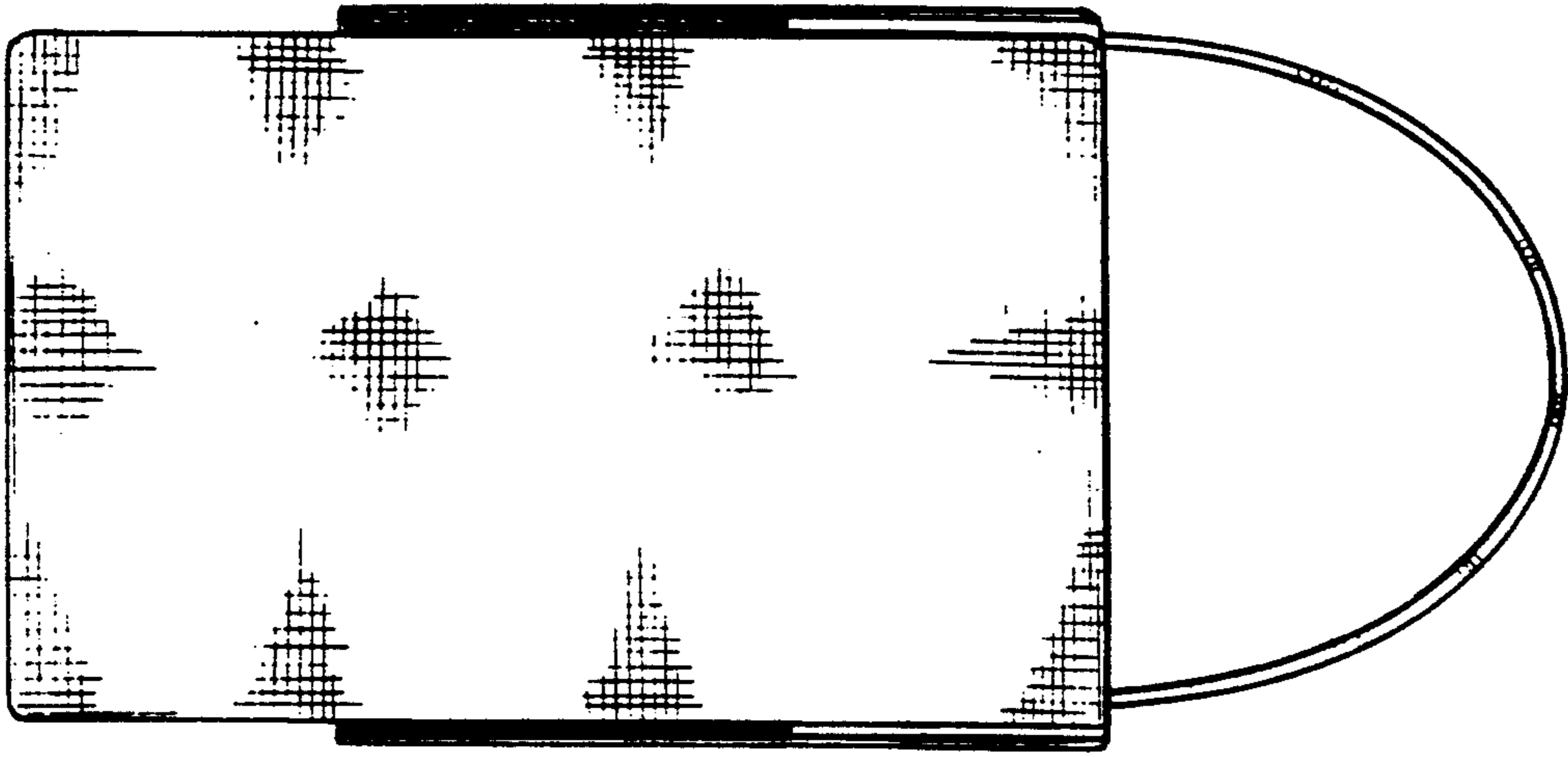


FIG. 11

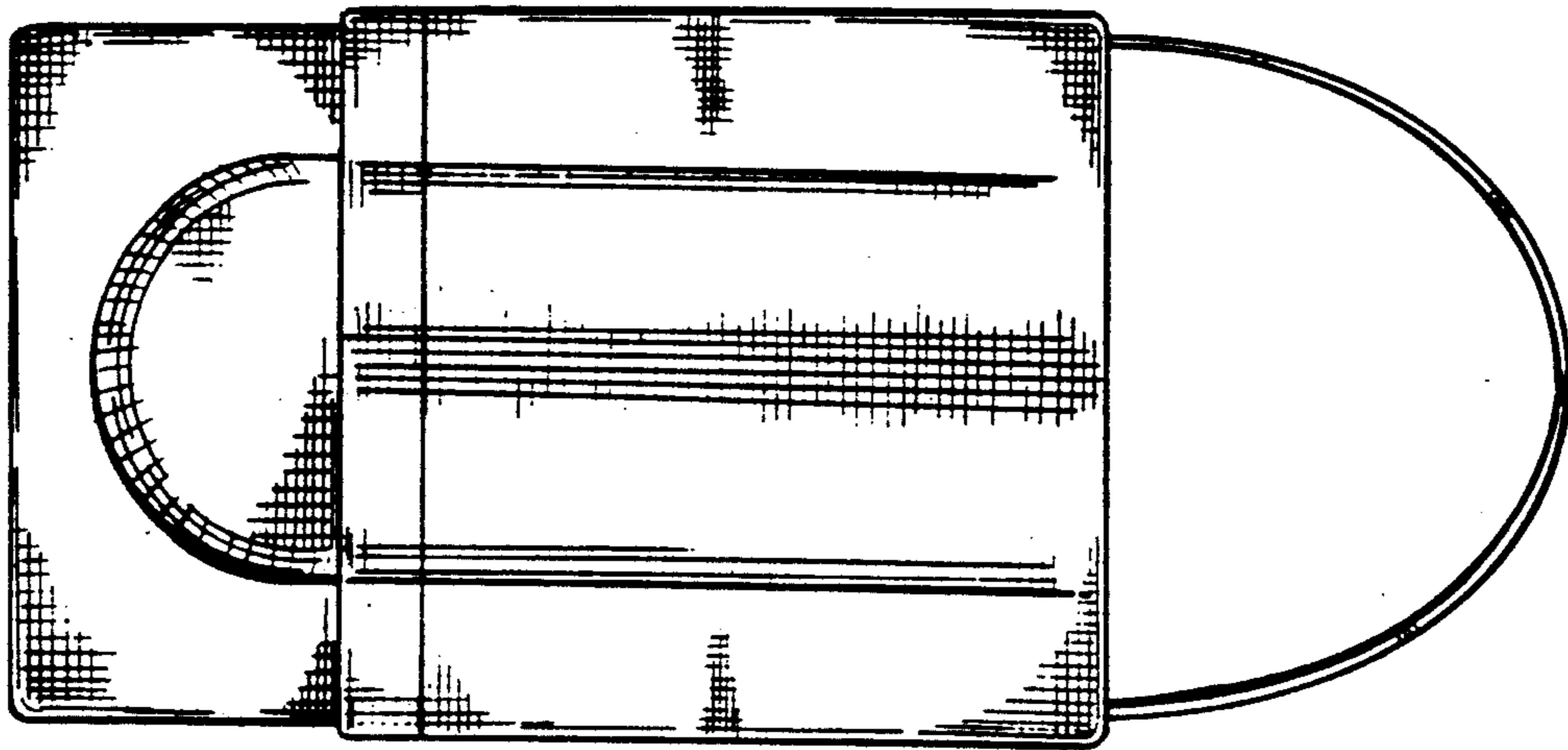


FIG. 10




FIG. 12



FIG. 13



FIG. 14

UNITED STATES PATENT AND TRADEMARK OFFICE
CERTIFICATE OF CORRECTION

PATENT NO. : Des. 342,855
DATED : January 4, 1994
INVENTOR(S) : George D. Butler, III

It is certified that error appears in the above-identified patent and that said Letters Patent is hereby corrected as shown below:

On title page, item [76] change inventor's name from
"Butler, II" to --Butler, III--.

Item [19] change "Butler, II" to --Butler, III--

Signed and Sealed this
Twenty-fourth Day of May, 1994

Attest:



BRUCE LEHMAN

Attesting Officer

Commissioner of Patents and Trademarks