



US00D342846S

# United States Patent [19]

[11] Patent Number: **Des. 342,846**

**Stefanowicz**

[45] Date of Patent: **\*\* Jan. 4, 1994**

[54] **SIDEKICK DISPLAY DEVICE**

[75] Inventor: **Bruce Stefanowicz, Trappe, Pa.**

[73] Assignee: **McNeil-PPC, Inc., Milltown, N.J.**

[\*\*] Term: **14 Years**

[21] Appl. No.: **807,368**

[22] Filed: **Dec. 13, 1991**

[52] U.S. Cl. .... **D6/479**

[58] Field of Search ..... **D6/477-479, 449, 473, 474, 460, 461, 411, 407, 408, 476 211/59.2, 13, 134, 186; 108/108, 111, 59**

4,274,547	6/1981	Takagi et al. ....	220/4 R
4,436,215	3/1984	Kleinert et al. ....	220/22.3
4,441,768	4/1984	Clarkson .....	312/257 SM
4,469,231	9/1984	Hehn .....	211/11
4,470,647	9/1984	Bishoff et al. ....	312/111
4,562,927	1/1986	Fredrickson .....	211/59.2
4,564,111	1/1986	Suttles .....	211/189
4,660,902	4/1987	Resendez, Jr. ....	312/114
4,703,703	11/1987	Taub .....	108/111
4,867,320	9/1989	Jonker .....	211/189

*Primary Examiner*—Nelson C. Holtje

*Assistant Examiner*—Jeffrey Asch

[57] **CLAIM**

The ornamental design for a sidekick display device, as shown and described.

[56] **References Cited**

**U.S. PATENT DOCUMENTS**

D. 59,618	11/1921	Beach .....	D6/479 X
D. 223,041	2/1972	Kuenster .....	D6/473
D. 255,630	7/1980	VanKoert .....	D6/186
D. 265,618	8/1982	Robertson et al. ....	D6/478
D. 280,163	8/1985	Leo, Sr. ....	D6/473
D. 283,769	5/1986	Cohn .....	D6/446
D. 301,952	7/1989	Everett .....	D6/479
D. 329,155	9/1992	Schremmer .....	D6/479
3,754,806	8/1973	Nakagawa .....	312/257
3,779,623	12/1973	Motohashi .....	312/257
4,002,517	5/1977	Eckert .....	312/257
4,141,611	2/1979	DeLeon .....	312/116
4,265,500	5/1981	Berton et al. ....	312/107

**DESCRIPTION**

FIG. 1 is a perspective view as seen from the top, front and left side of a sidekick display device; FIG. 2 is a front elevational view; FIG. 3 is a right side elevational view, the left side elevation being a mirror image; FIG. 4 is a top plan view; FIG. 5 is a bottom plan view; FIG. 6 is a rear elevational view; and, FIG. 7 is a perspective view of a sidekick display device, the broken linework is for environmental purposes only and does not constitute a part of our new design.




FIG. 1






FIG. 2

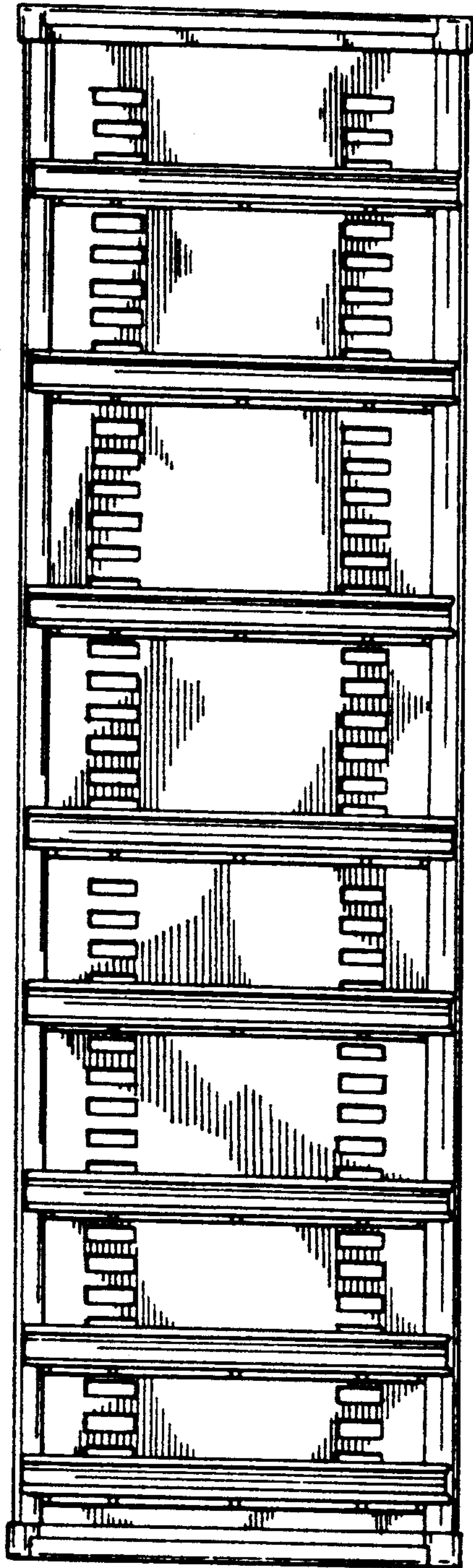


FIG. 3

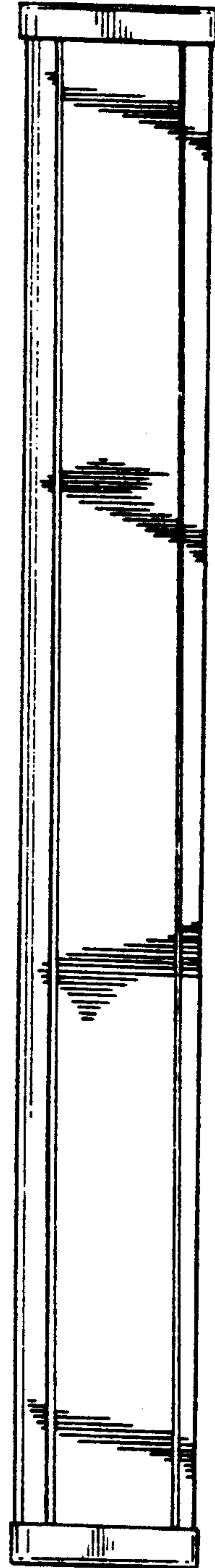


FIG. 4




FIG. 6




FIG. 5

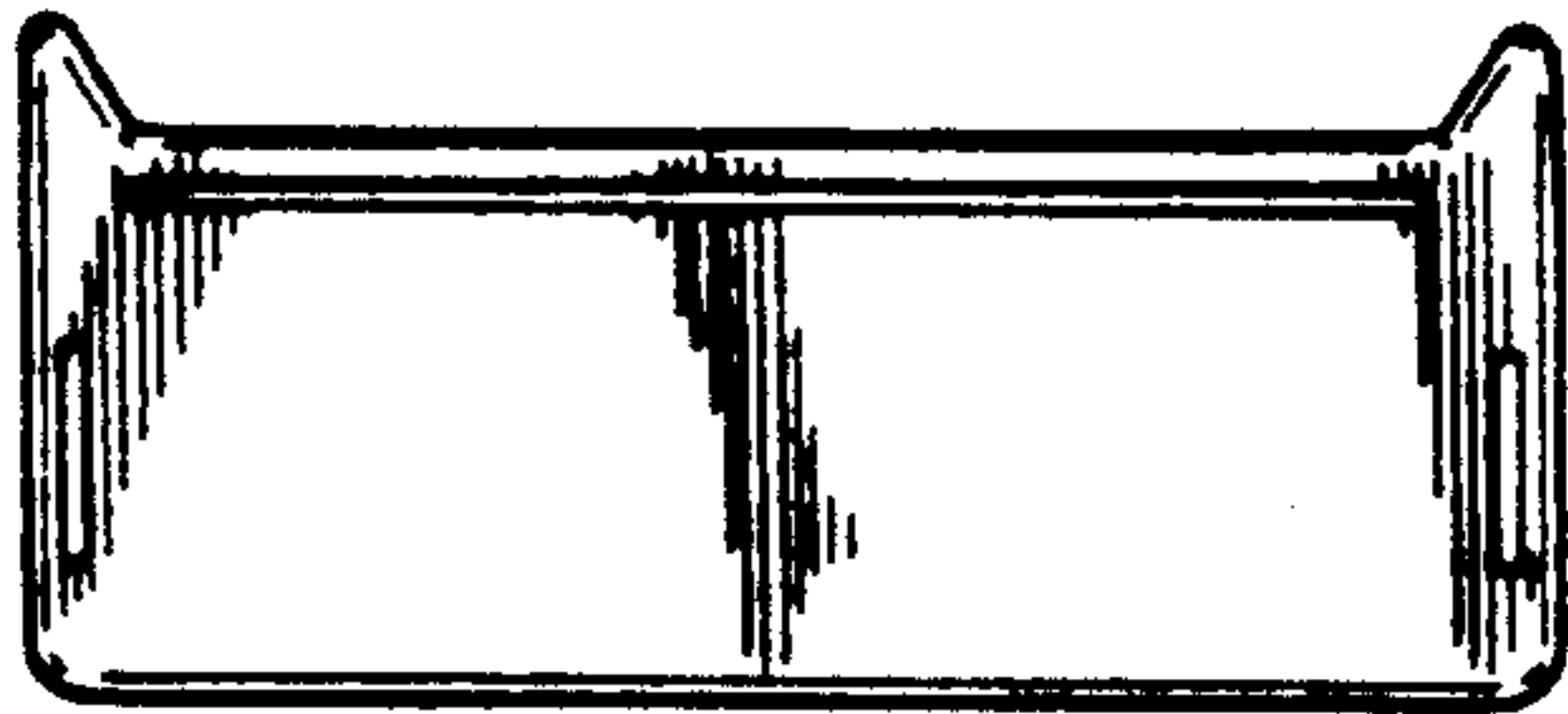


FIG. 7

