



US00D342834S

# United States Patent [19]

[11] Patent Number: **Des. 342,834**

**Lorenzana**

[45] Date of Patent: **\*\* Jan. 4, 1994**

[54] **COMBINED HOSE AND SCARF HANGER**

[76] Inventor: **Moises B. Lorenzana**, 601 Lake Hindsale Dr., Willowbrook, Ill. 60514

[\*\*] Term: **14 Years**

[21] Appl. No.: 17

[22] Filed: **Oct. 5, 1992**

[52] U.S. Cl. .... **D6/315; D6/319**

[58] Field of Search ..... **D6/315, 317, 319; 211/113, 119; 223/85**

[56] **References Cited**

**U.S. PATENT DOCUMENTS**

D. 267,919	2/1983	Owens .....	D6/315
D. 275,437	9/1984	Mize .....	D6/315
2,634,031	4/1953	Klein .....	D6/319
3,887,079	6/1975	Crew .....	211/119
4,136,784	1/1979	Knobel et al. ....	D6/317

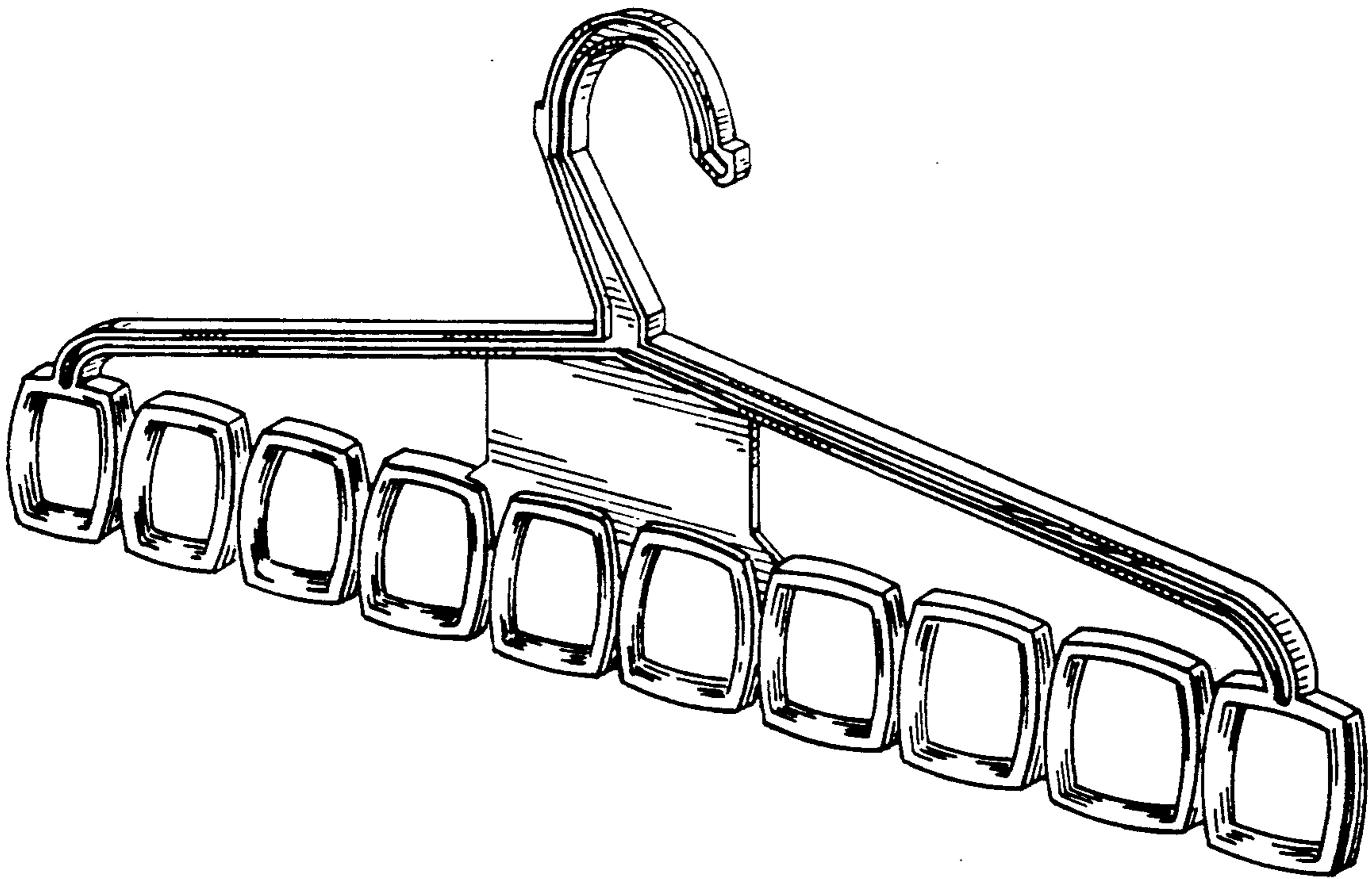
*Primary Examiner*—B. J. Bullock  
*Attorney, Agent, or Firm*—Neil M. Rose

[57] **CLAIM**

The ornamental design for a combined hose and scarf hanger, as shown and described.

**DESCRIPTION**

FIG. 1 is a front perspective view of a combined hose and scarf hanger showing my new design;  
 FIG. 2 is a top plan view thereof;  
 FIG. 3 is a front elevational view thereof, the rear being a mirror image;  
 FIG. 4 is a right side elevational view thereof;  
 FIG. 5 is a left side elevational view thereof;  
 FIG. 6 is a bottom plan view thereof;  
 FIG. 7 is an enlarged fragmentary sectional view taken in the direction of the arrows on line 7—7 of FIG. 3; and,  
 FIG. 8 is an enlarged sectional view taken on line 8—8 of FIG. 3.



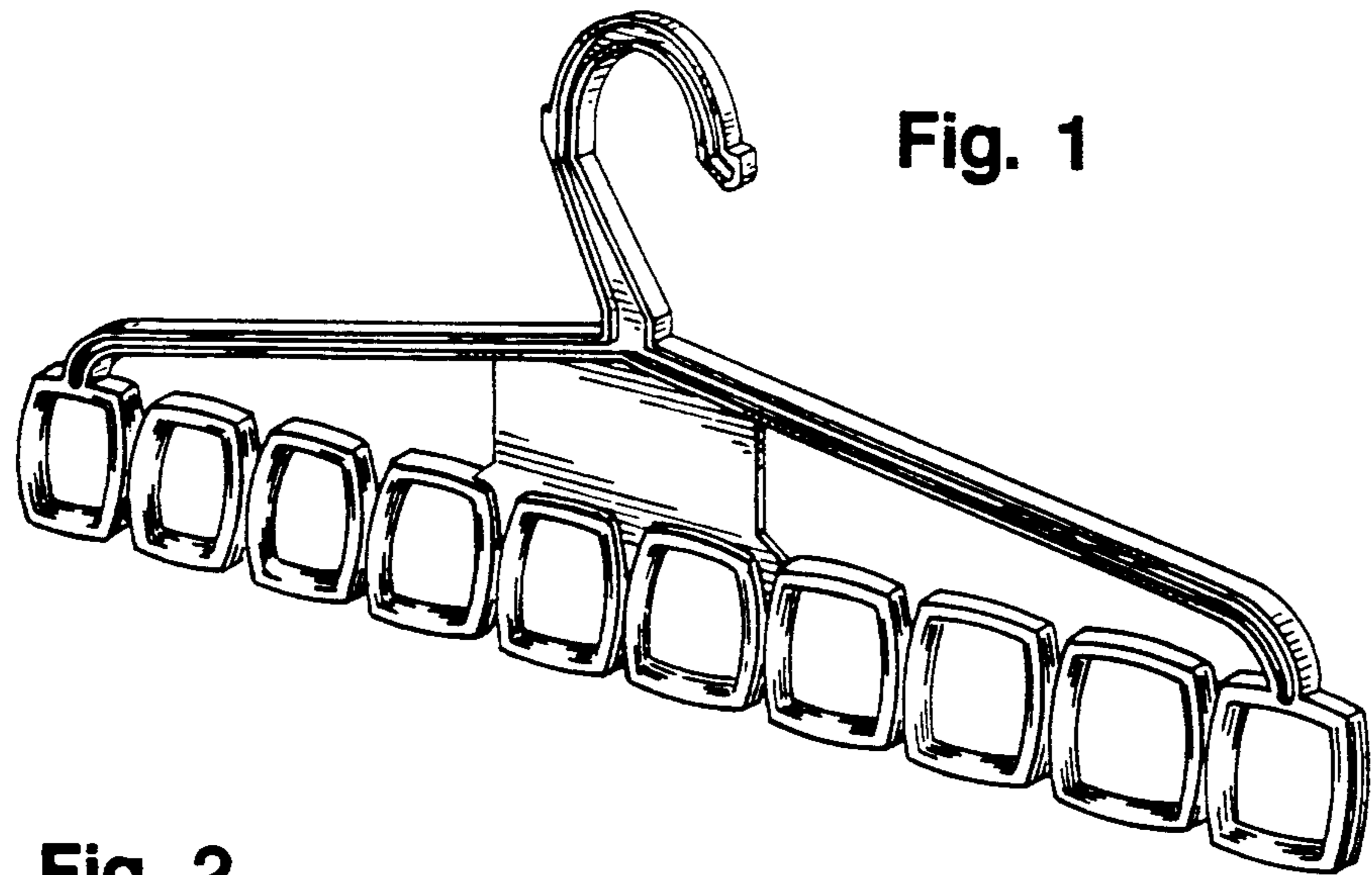


Fig. 1

Fig. 2

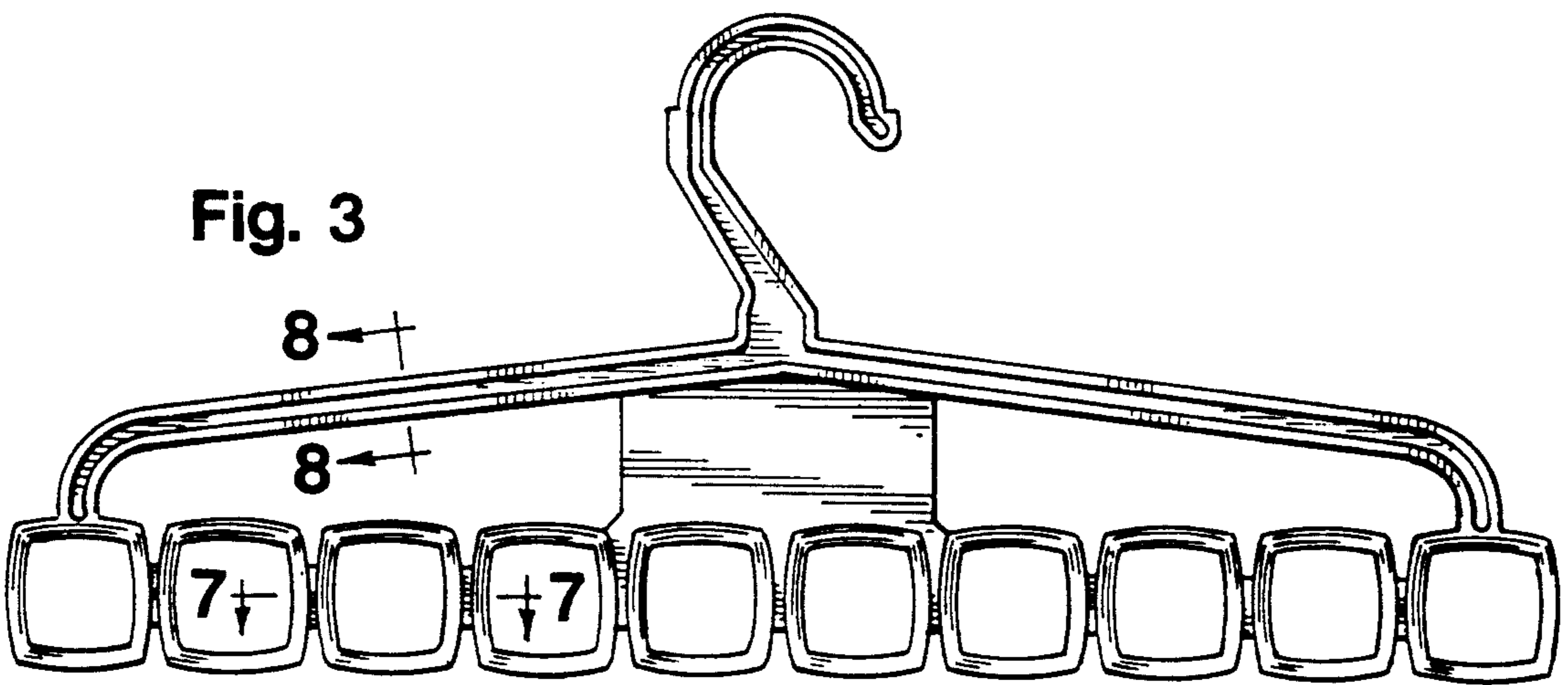


Fig. 3

8

8

7

7

Fig. 7



Fig. 4



Fig. 8




Fig. 5



Fig. 6

