



US00D342822S

United States Patent [19]

[11] Patent Number: **Des. 342,822**

Earle

[45] Date of Patent: **** Jan. 4, 1994**

[54] **SHOE UPPER**

[75] Inventor: **John S. Earle, Portland, Oreg.**

[73] Assignee: **Avia Group International, Inc.,
Portland, Oreg.**

[**] Term: **14 Years**

[21] Appl. No.: **4,114**

[22] Filed: **Jan. 27, 1993**

[52] U.S. Cl. **D2/969**

[58] Field of Search **D2/264, 265, 308-; 314
36/45, 83, 84, 89, 100-, 107, 112-114, 132, 136**

D. 325,809	5/1992	Close	D2/310 X
D. 326,012	5/1992	Kittle et al.	D2/312 X
D. 326,013	5/1992	Earle	D2/309 X
D. 326,764	6/1992	Earle	D2/309 X
D. 329,127	9/1992	Preskar et al.	D2/309 X
D. 329,128	9/1992	Roger et al.	D2/310 X
D. 329,531	9/1992	Smith	D2/309 X
D. 330,968	11/1992	Smith, III	D2/310 X
D. 331,146	11/1992	Brown et al.	D2/309 X
D. 331,829	12/1992	Kittle	D2/310 X
D. 333,033	2/1993	Bailey	D2/310 X

Primary Examiner—Louis S. Zarfes
Attorney, Agent, or Firm—Sterne, Kessler, Goldstein & Fox

[56] **References Cited**

U.S. PATENT DOCUMENTS

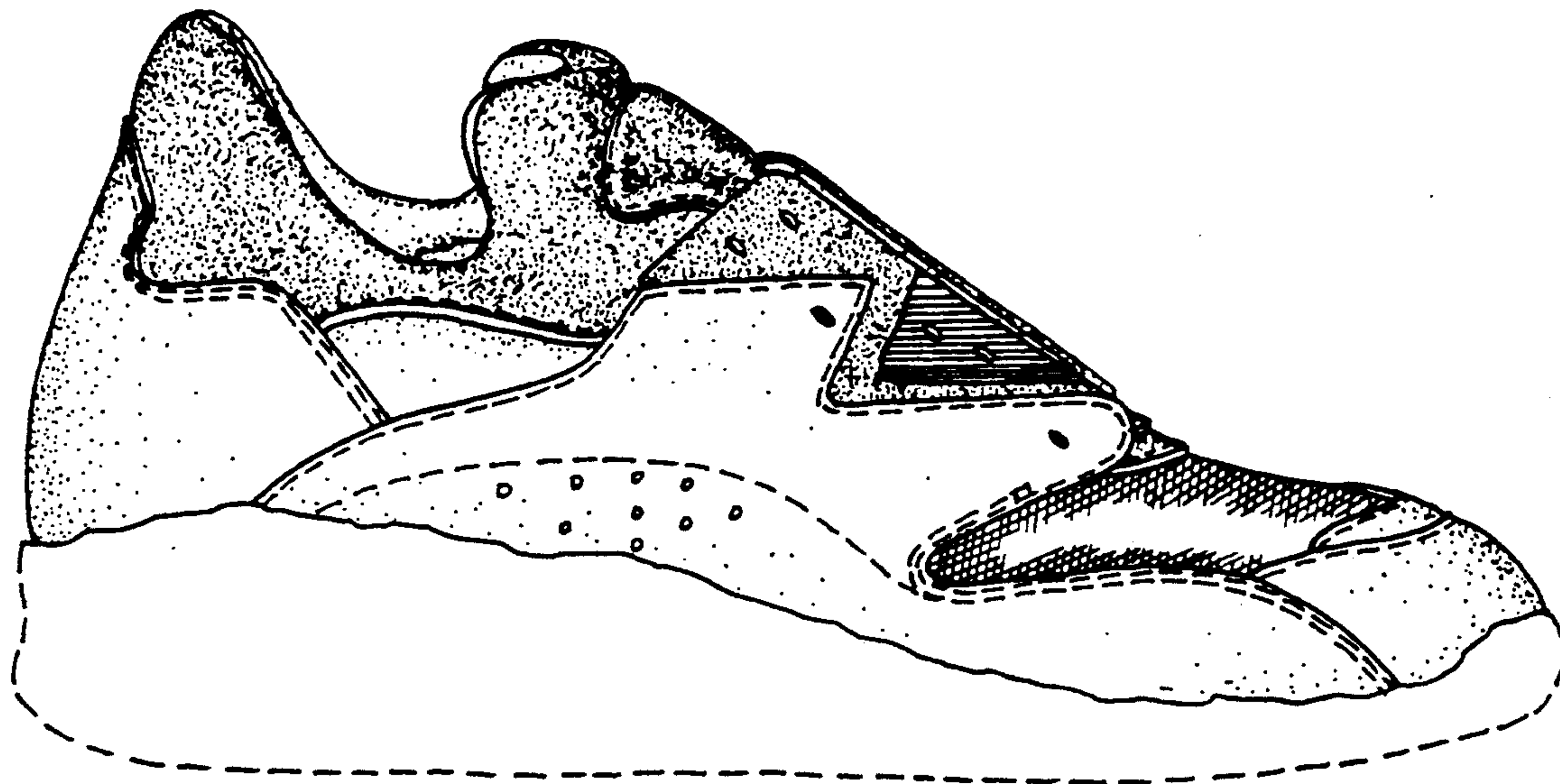
D. 290,542	6/1987	O'Rourke	D2/310
D. 290,901	7/1987	Tong et al.	D2/309 X
D. 292,943	12/1987	Tong	D2/308 X
D. 298,982	12/1988	Lussier	D2/314
D. 300,982	5/1989	Swett	D2/308 X
D. 301,387	6/1989	Diaz et al.	D2/309 X
D. 306,371	3/1990	Feller et al.	D2/310 X
D. 317,524	6/1991	Earle	D2/314
D. 317,822	7/1991	Dahlsten et al.	D2/309 X
D. 318,564	7/1991	Dahlsten	D2/310 X
D. 319,918	9/1991	Hatfield	D2/310 X
D. 320,883	10/1991	Aveni	D2/312 X
D. 324,939	3/1992	Hatfield	D2/309 X

[57] **CLAIM**

The ornamental design for a shoe upper, as shown and described.

DESCRIPTION

FIG. 1 is left side elevational view of a shoe upper showing my new design;
FIG. 2 is a right side elevational view thereof;
FIG. 3 is a top plan view thereof;
FIG. 4 is a front elevational view thereof; and,
FIG. 5 is a rear elevational view thereof.
The broken line showing of a shoe sole in the figures is environmental only and forms no part of the claimed design.



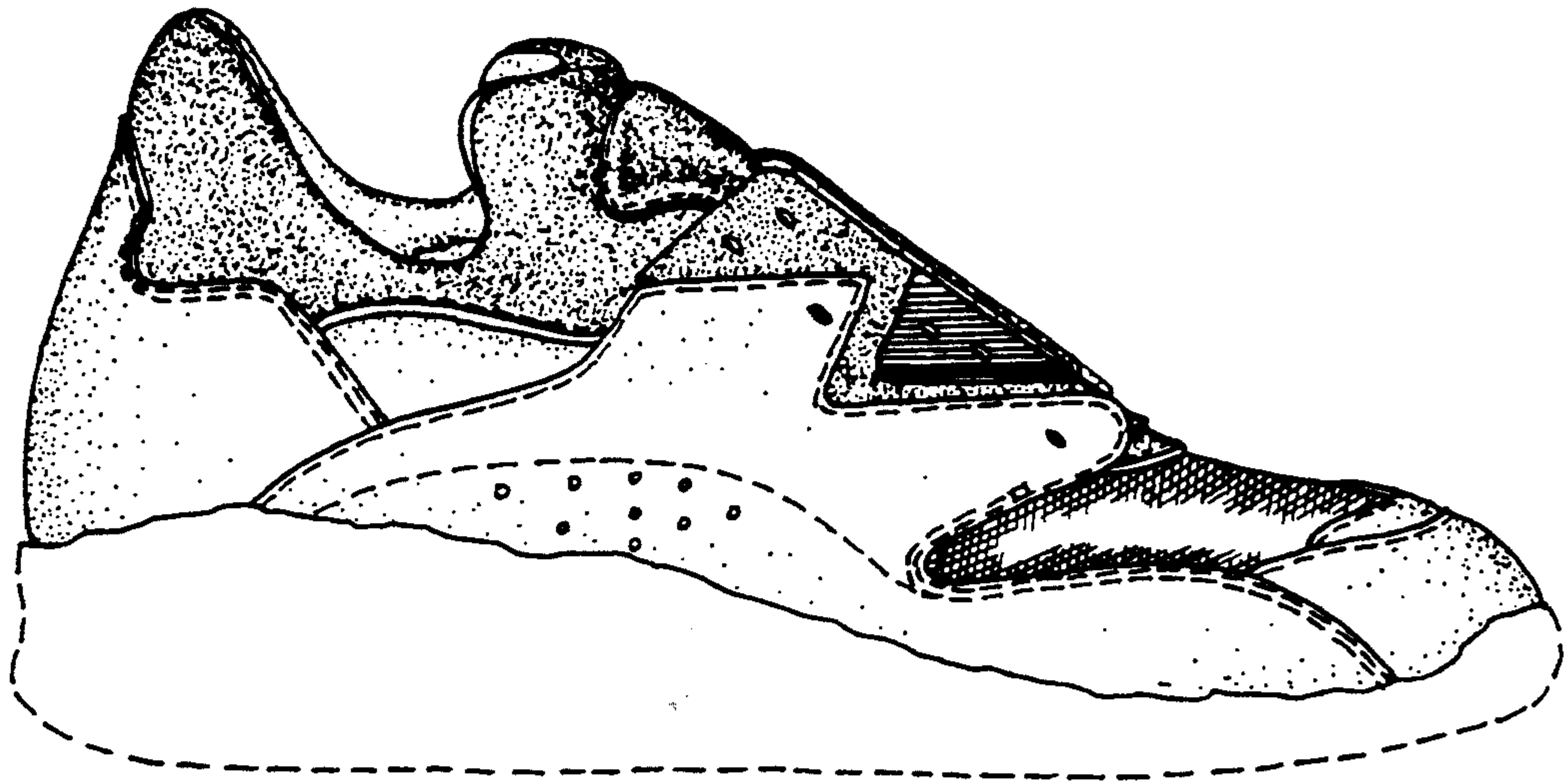


FIG. 1

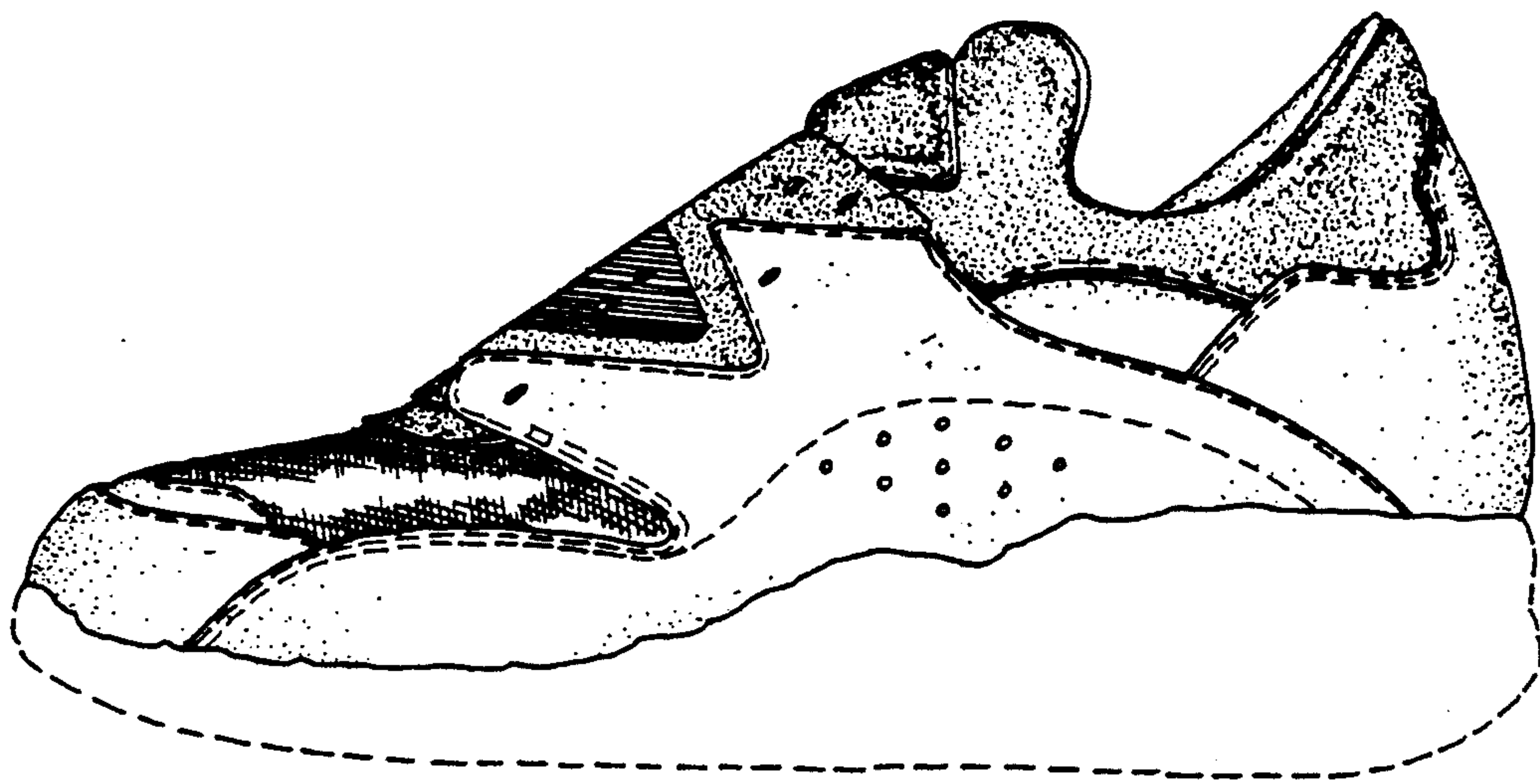


FIG. 2

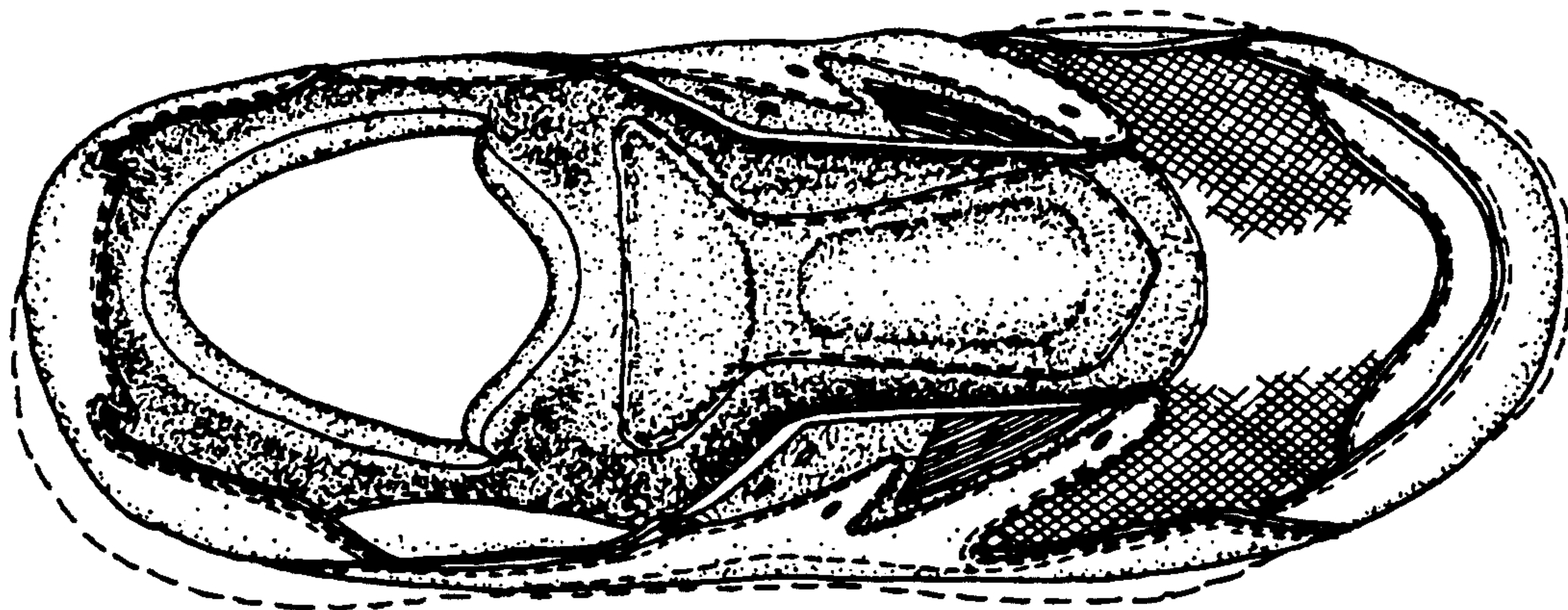


FIG. 3

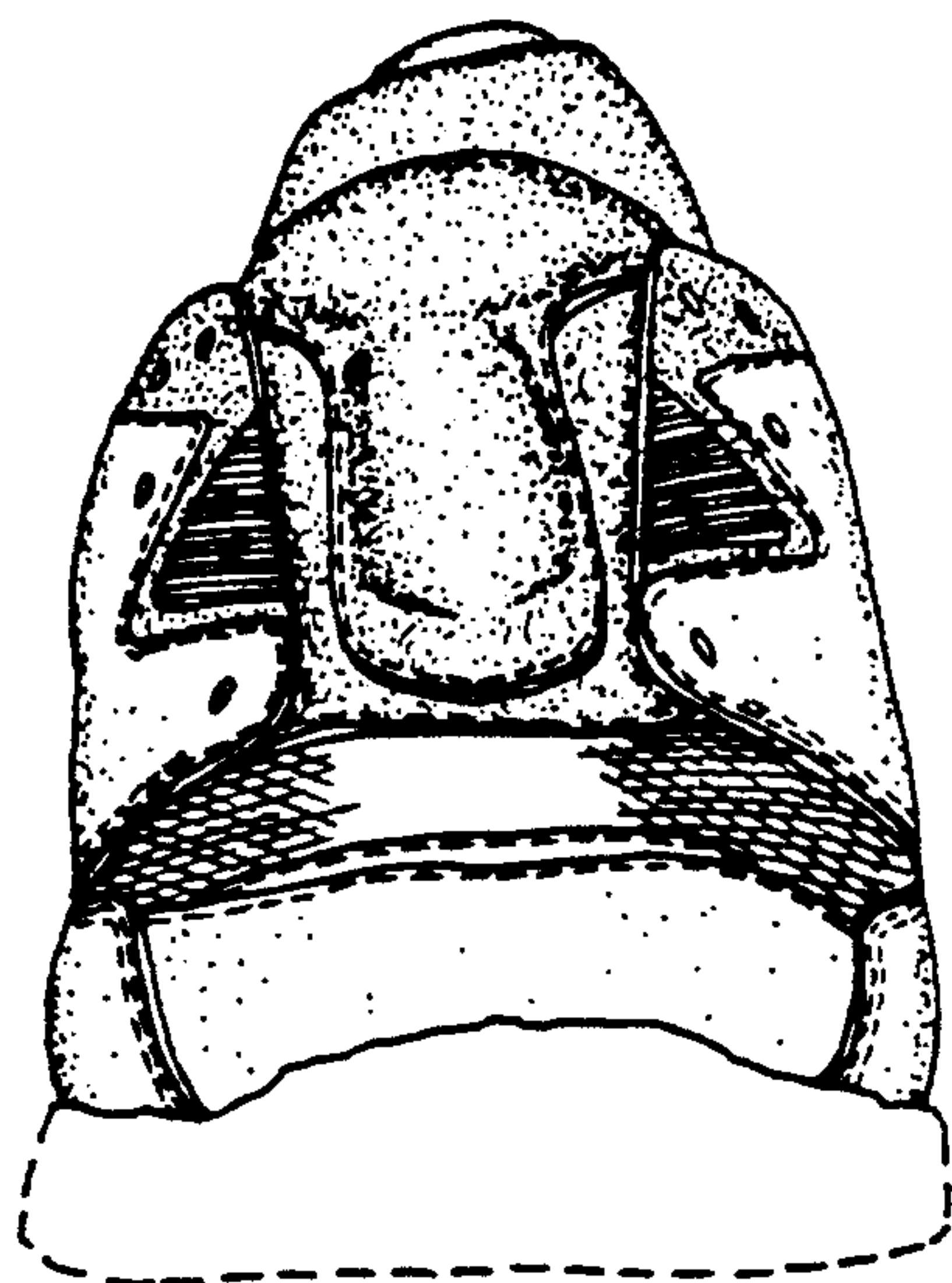


FIG. 4

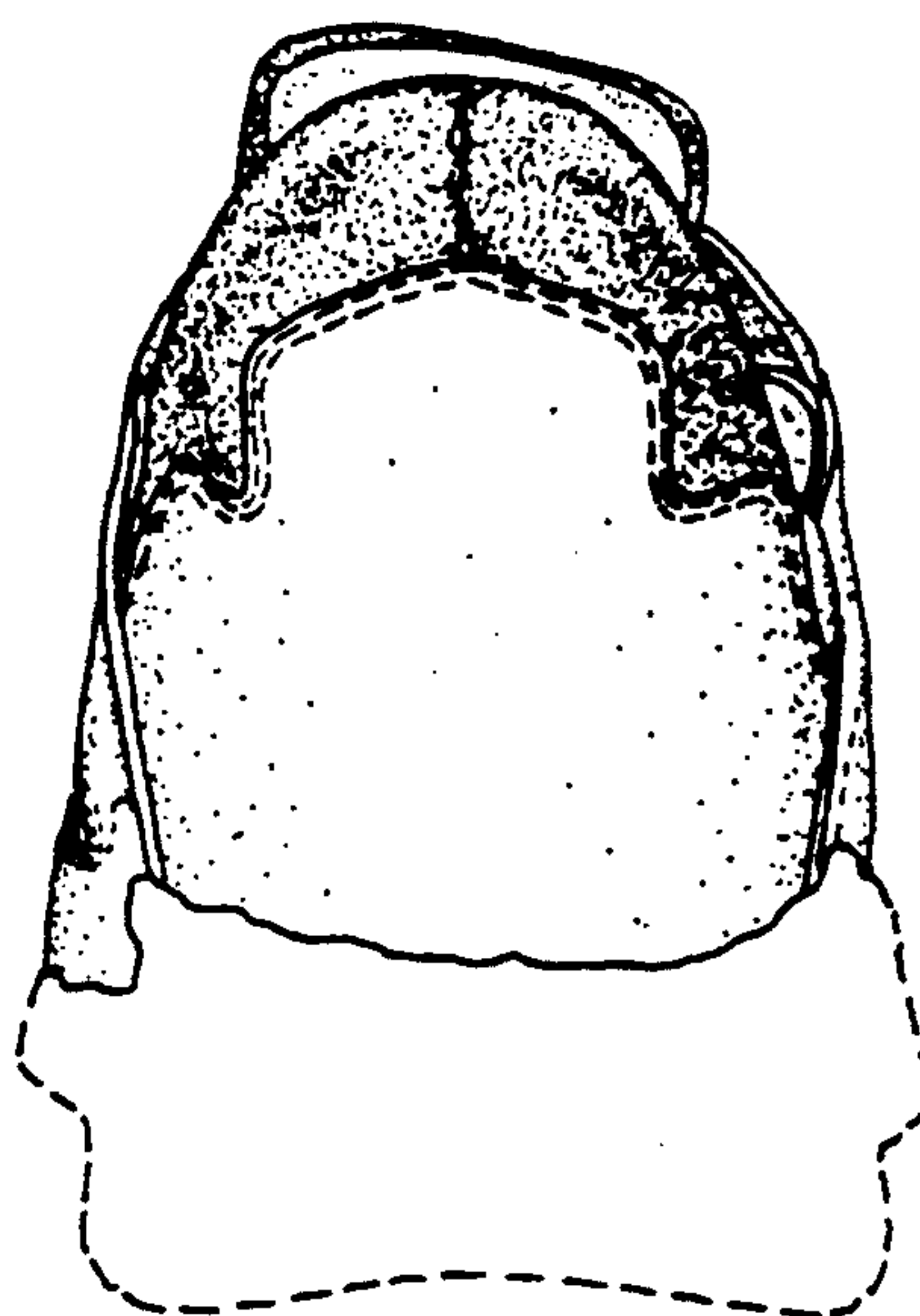


FIG. 5