



US00D342791S

# United States Patent [19]

[11] Patent Number: **Des. 342,791**

**Sparkman**

[45] Date of Patent: **\*\* Dec. 28, 1993**

[54] ENCLOSURE FOR HOT OR COLD THERAPY PADS

[76] Inventor: **R. Scott Sparkman**, P.O. Box 146, Cleveland, Ga. 30528

[\*\*] Term: **14 Years**

[21] Appl. No.: **624,756**

[22] Filed: **Dec. 10, 1990**

[52] U.S. Cl. .... **D24/208**

[58] Field of Search ..... **D2/627-;**  
**128/379-; D24/206-**

[56] **References Cited**

**U.S. PATENT DOCUMENTS**

- D. 29,490 10/1898 Vasni-Gardiner ..... D2/630
- D. 106,148 9/1937 Pomerantz ..... D2/629
- D. 238,105 12/1975 Amend ..... D24/208
- D. 276,738 12/1984 Daugherty ..... D24/195 X
- D. 324,915 3/1992 Wastchak ..... D24/206 X
- D. 327,948 7/1992 Boyd ..... D24/189

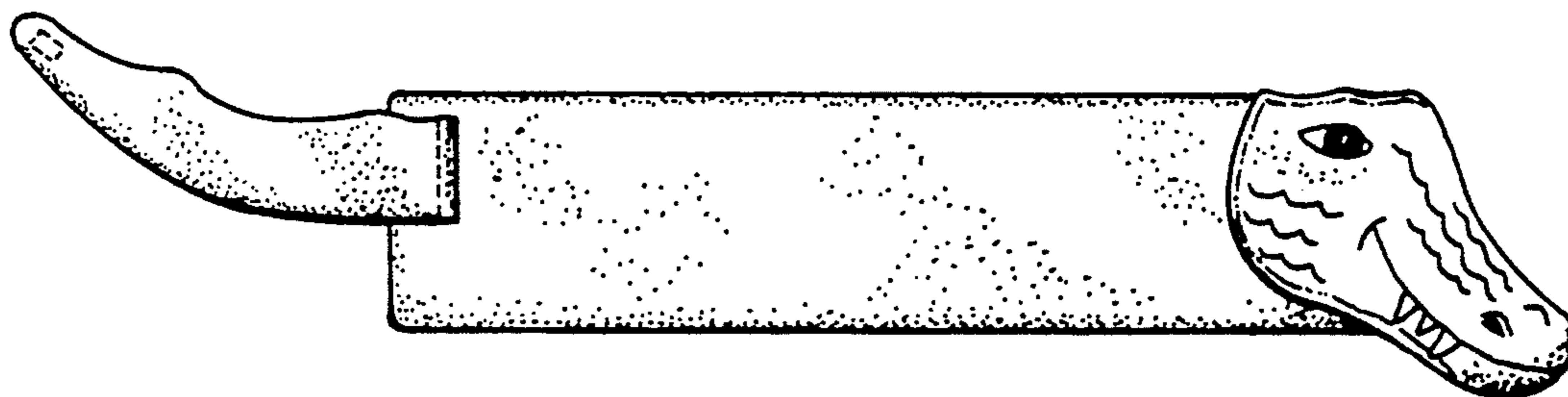
*Primary Examiner*—Louis S. Zarfes

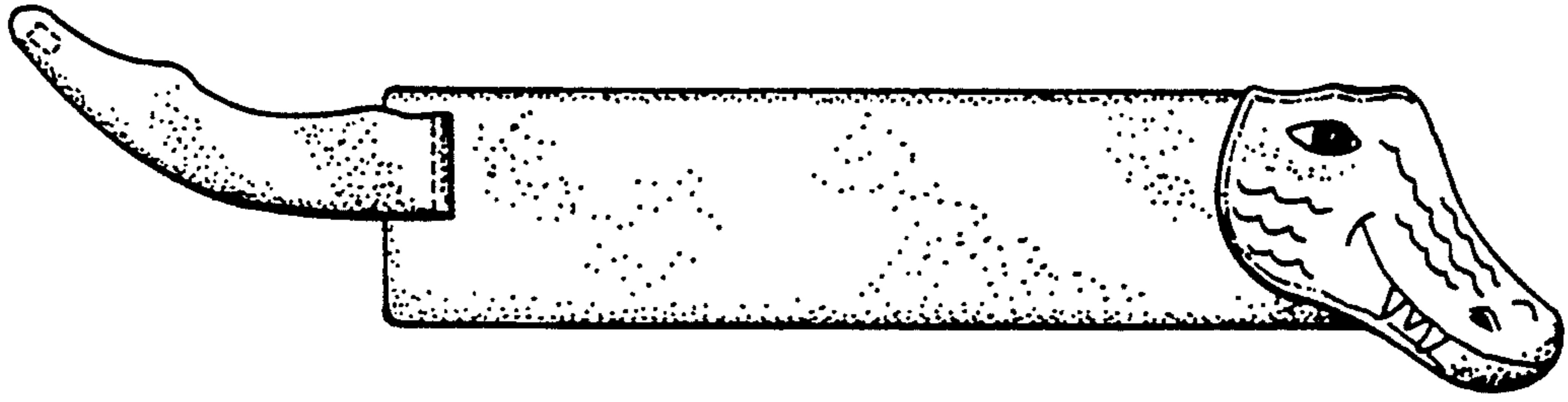
[57] **CLAIM**

The ornamental design for an enclosure for hot or cold therapy pads, as shown and described.

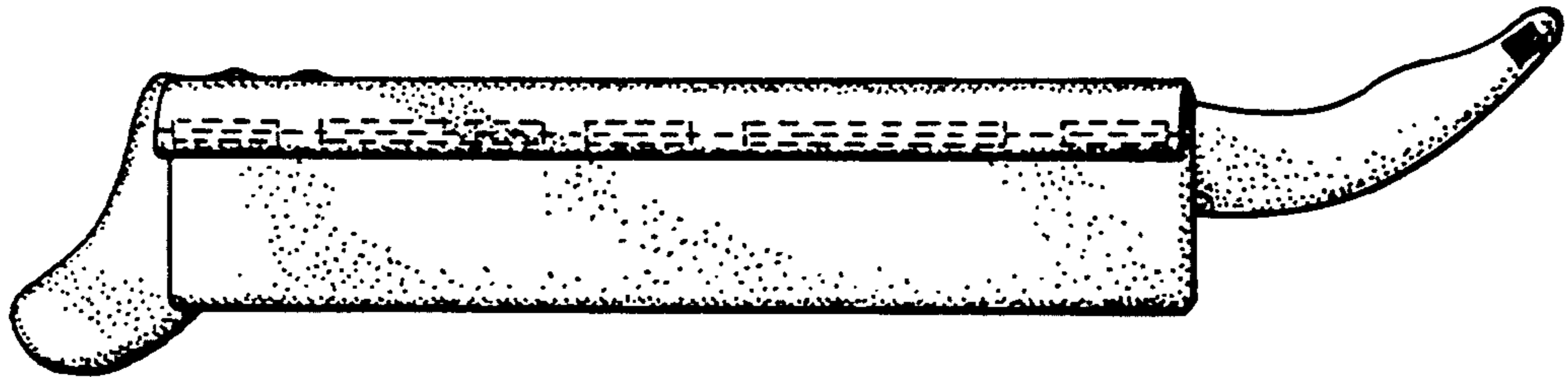
**DESCRIPTION**

FIG. 1 is a front elevational view of an enclosure for hot or cold therapy pads showing my new design;  
 FIG. 2 is a rear elevational view thereof;  
 FIG. 3 is a front elevational view of an enclosure for hot or cold therapy pads showing a second embodiment of my new design;  
 FIG. 4 is a top plan view of the enclosure as shown in FIG. 2;  
 FIG. 5 is a bottom plan view of the enclosure as shown in FIG. 1;  
 FIG. 6 is a right side elevational view thereof;  
 FIG. 7 is a left side elevational view thereof;  
 FIG. 8 is a front elevational view of an enclosure for hot or cold therapy pads showing a third embodiment of my new design; and,  
 FIG. 9 is a front elevational view of an enclosure for hot or cold therapy pads showing a fourth embodiment of my new design.





*Fig. 1*



*Fig. 2*



*Fig. 4*



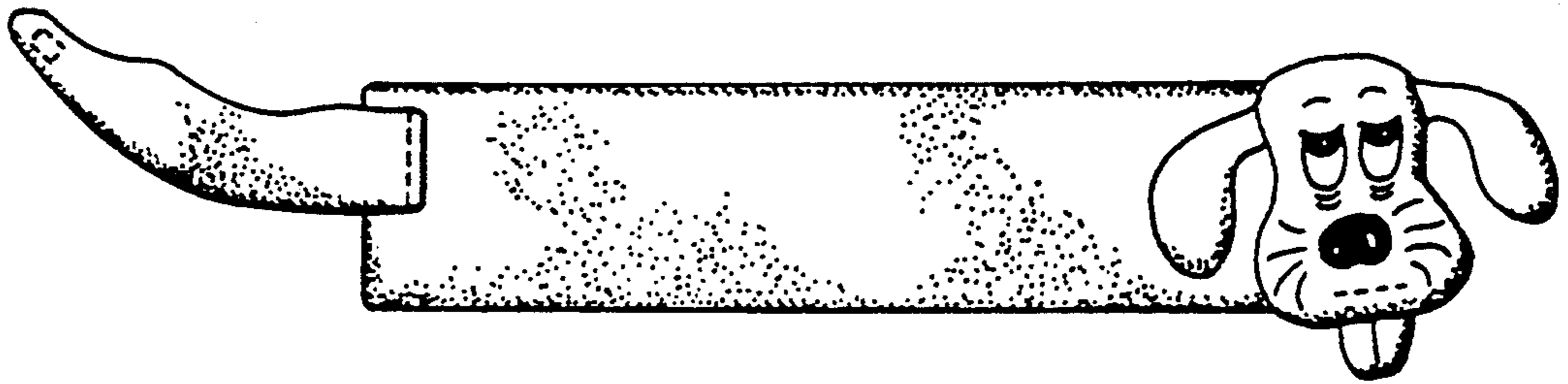
*Fig. 5*




*Fig. 6*




*Fig. 7*



*Fig. 8*



*Fig. 9*



*Fig. 3*