



US00D342789S

# United States Patent [19]

[11] Patent Number: **Des. 342,789**

**Lopez**

[45] Date of Patent: **\*\* Dec. 28, 1993**

[54] **JAW REST FOR PATIENT USE DURING DENTAL PROCEDURES**

[76] Inventor: **Antonio M. Lopez, 420 S. Jordan Ave., Ventura, Calif. 93001**

[\*\*] Term: **14 Years**

[21] Appl. No.: **857,281**

[22] Filed: **Mar. 20, 1992**

[52] U.S. Cl. .... **D24/176**

[58] Field of Search ..... **D24/176-182, D24/139, 146-147, 152-154, 133; 433/141-147, 114, 116-118, 124-125, 133, 82, 29, 93, 96, 140**

[56] **References Cited**

**U.S. PATENT DOCUMENTS**

D. 193,428	8/1962	Butler	.....	D24/139
D. 248,870	8/1978	Hass	.....	D24/176 X
D. 306,207	2/1990	Hannan et al.	.....	D24/154 X
1,122,086	12/1914	Dunlop	.....	433/93 X
4,580,563	4/1986	Gross	.....	D24/147 X
4,802,851	2/1989	Rhoades	.....	433/93
5,009,595	4/1991	Osborn	.....	433/140

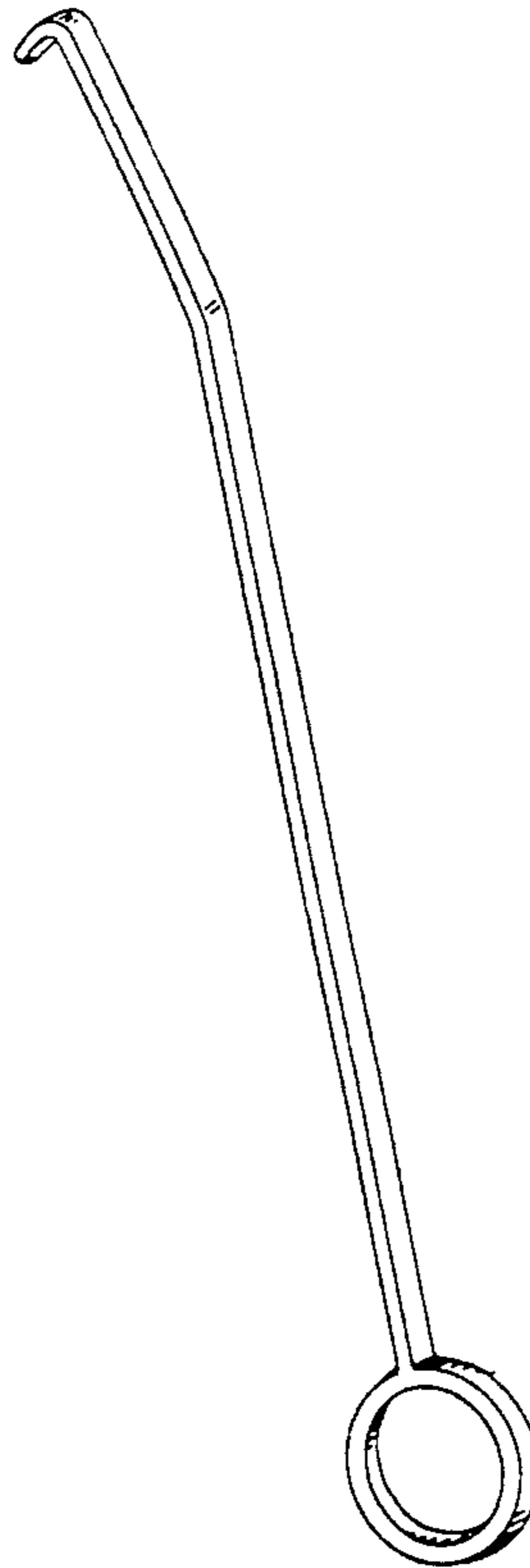
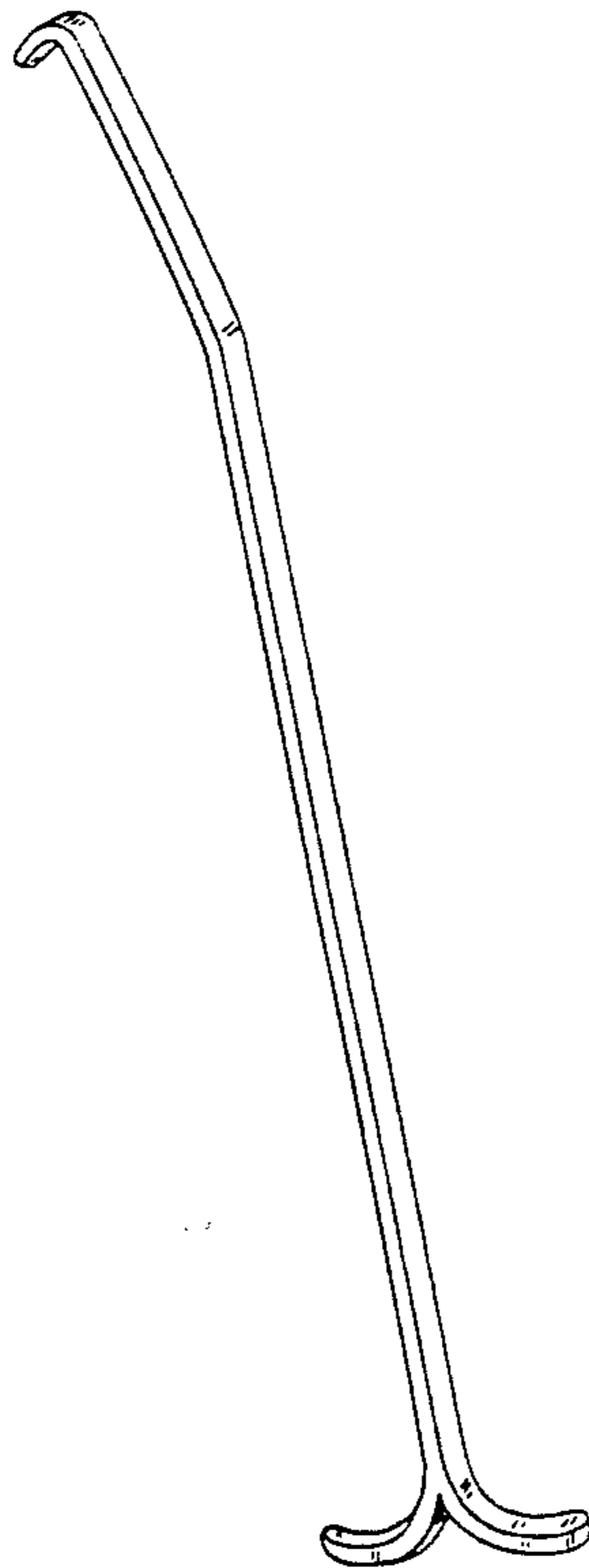
*Primary Examiner*—Wallace R. Burke  
*Assistant Examiner*—M. H. Tung  
*Attorney, Agent, or Firm*—Robert M. Sperry

[57] **CLAIM**

The ornamental design for a jaw rest for patient use during dental procedures, as shown and described.

**DESCRIPTION**

FIG. 1 is an isometric view of a jaw rest for patient use during dental procedures showing my new design; FIG. 2 is an isometric view of a second embodiment thereof; FIG. 3 is a front view of the jaw rest for patient use during dental procedures of FIG. 1; FIG. 4 is a rear view of the jaw rest for patient use during dental procedures of FIG. 1; FIG. 5 is a front view of the jaw rest for patient use during dental procedures of FIG. 2; FIG. 6 is a rear view of the jaw rest for patient use during dental procedures of FIG. 2; FIG. 7 is a bottom view of the jaw rest for patient use during dental procedures of FIG. 2; FIG. 8 is a top view of the jaw rest for patient use during dental procedures of FIG. 2; FIG. 9 is a bottom view of the jaw rest for patient use during dental procedures of FIG. 1; FIG. 10 is a top view of the jaw rest for patient use during dental procedures of FIG. 1; FIG. 11 is a side view of the dental jaw rest for patient use during dental procedures of FIG. 1, the opposite side being a mirror image; and, FIG. 12 is a side view of the jaw rest for patient use during dental procedures of FIG. 2, the opposite side being a mirror image.



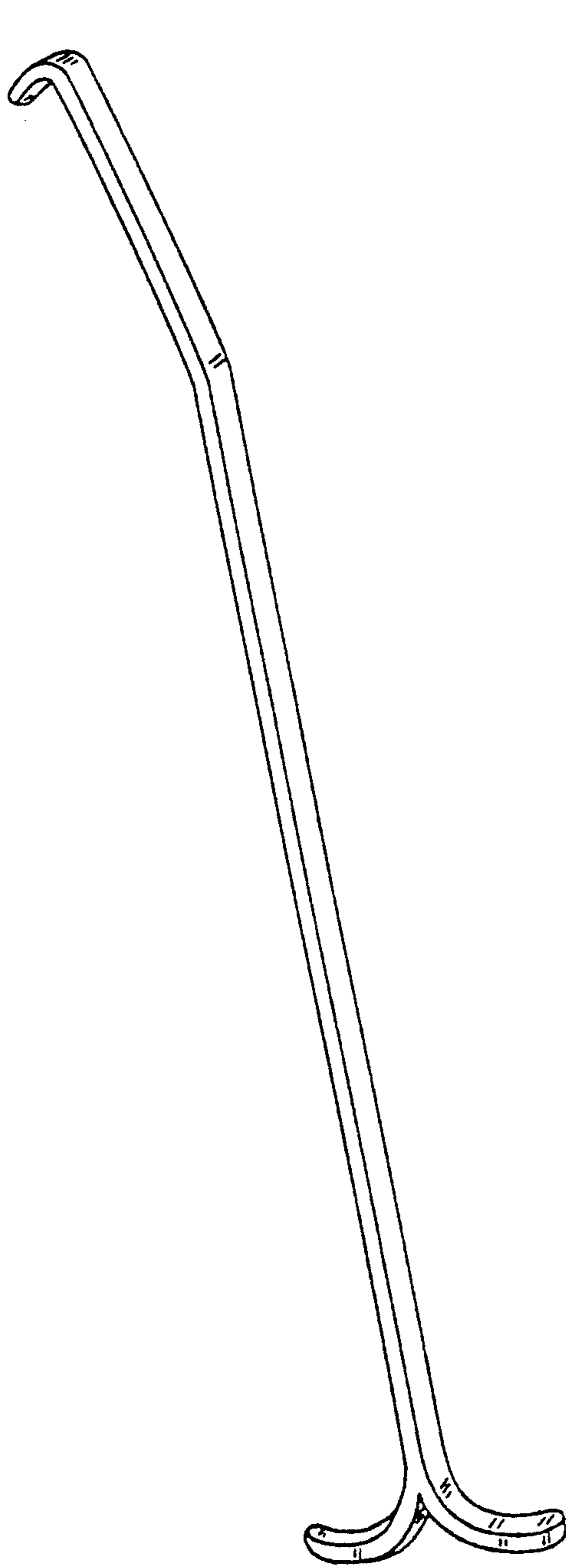


FIG. 1

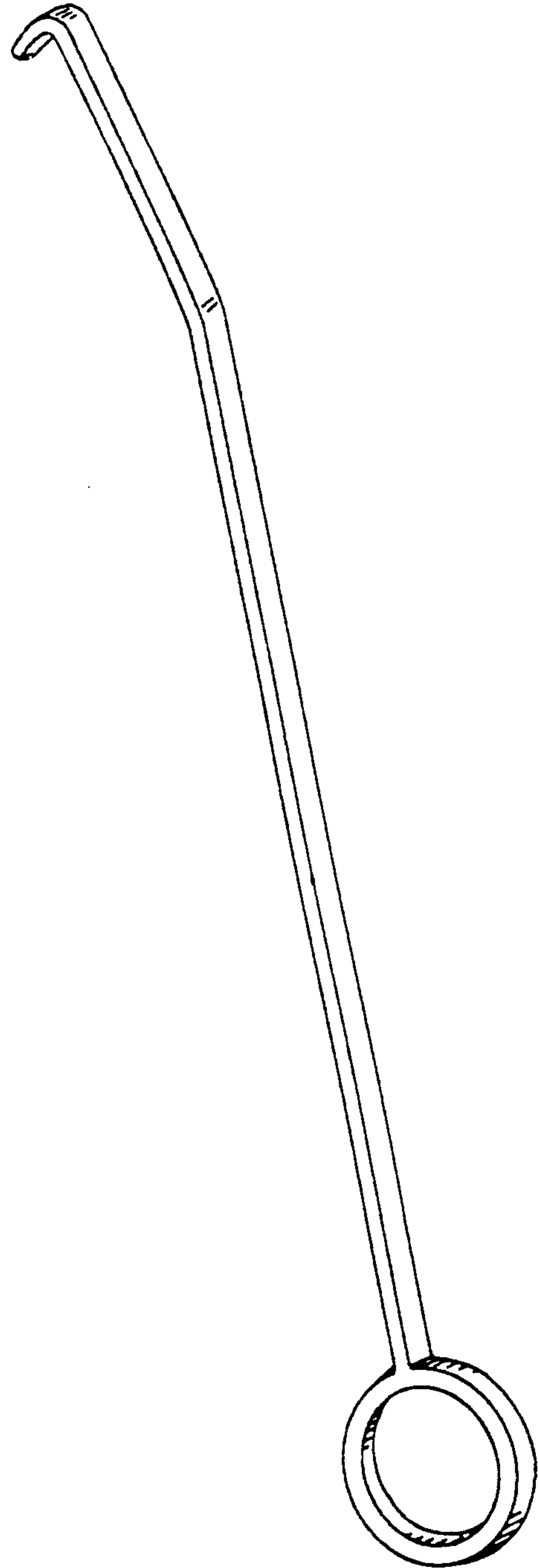


FIG. 2

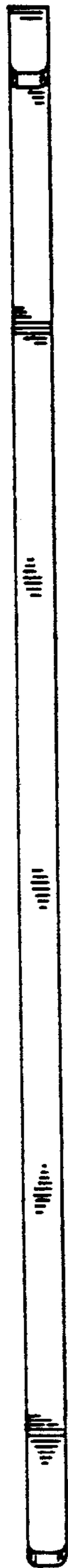


FIG. 3

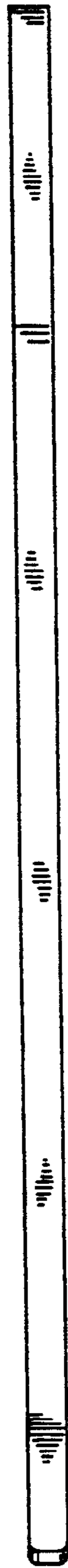


FIG. 4

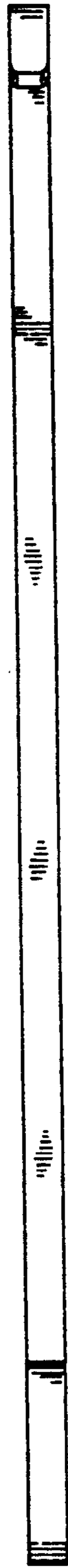


FIG. 5



FIG. 6



FIG. 7



FIG. 8



FIG. 9



FIG. 10

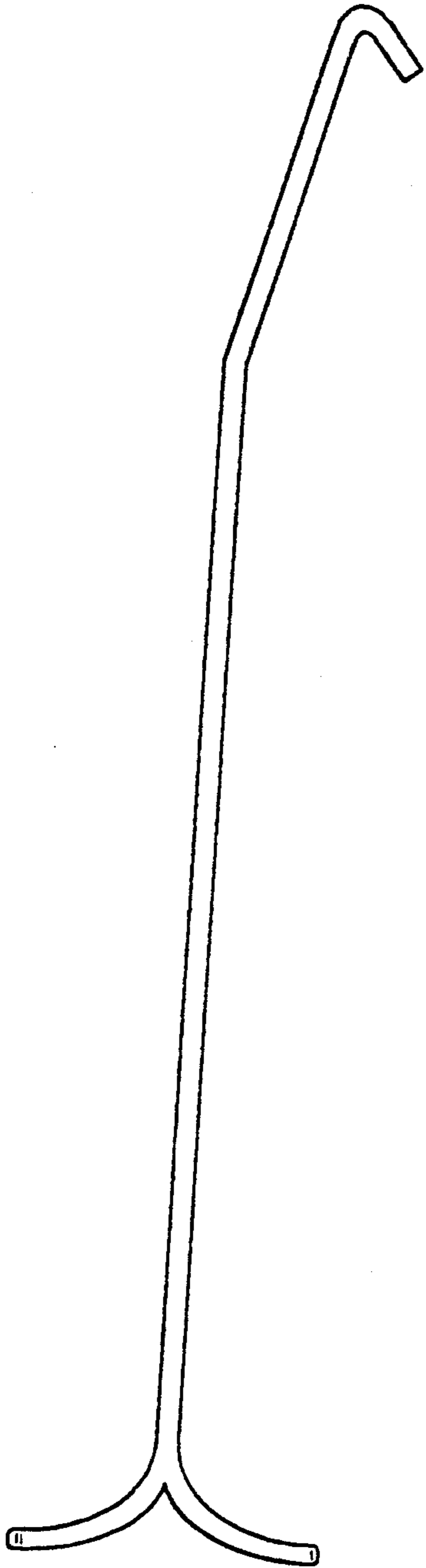


FIG. 11

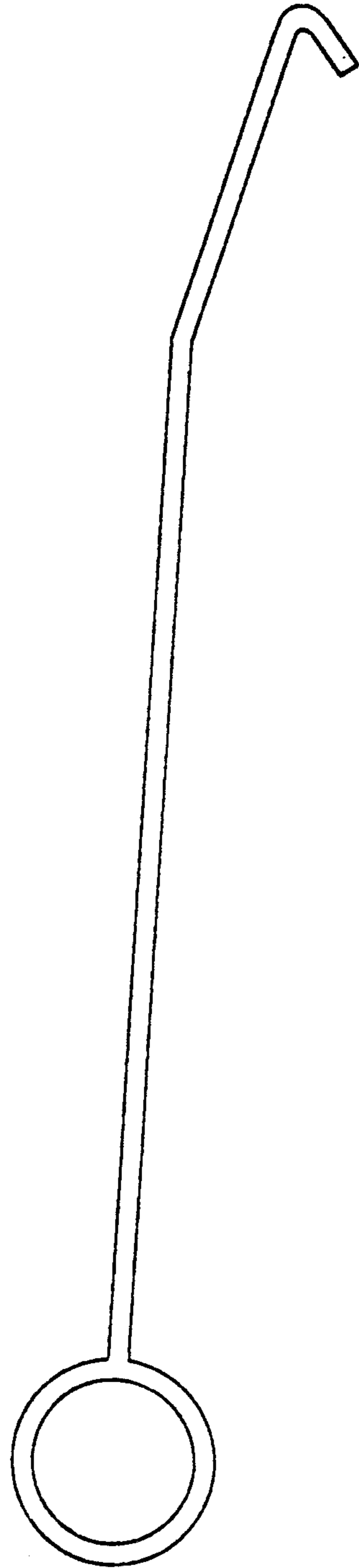


FIG. 12