



US00D342756S

# United States Patent [19]

[11] Patent Number: **Des. 342,756**

Chilleri

[45] Date of Patent: **\*\* Dec. 28, 1993**

[54] **WRITING INSTRUMENT**

[75] Inventor: **Giorgio Chilleri, Florence, Italy**

[73] Assignee: **Chilleri Giorgio & Figli S.n.c., Florence, Italy**

[\*\*] Term: **14 Years**

[21] Appl. No.: **905,856**

[22] Filed: **Jun. 29, 1992**

[30] **Foreign Application Priority Data**

Dec. 30, 1991 [IT] Italy ..... FI910/79

[52] U.S. Cl. .... **D19/42; D19/49; D19/56; D19/57**

[58] Field of Search ..... **D19/35-36, D19/41-51, 54-58, 81-85; 401/243, 244, 245, 246, 247, 209, 221**

[56] **References Cited**

**U.S. PATENT DOCUMENTS**

D. 57,405 3/1921 Wahl ..... D19/42

D. 70,956	8/1926	Gregory	.....	D19/45
D. 87,262	6/1932	Hauton	.....	D19/47 X
D. 192,836	5/1962	Zierhut	.....	D19/56
D. 267,655	1/1983	Verona	.....	D19/51
D. 277,392	1/1985	Salinger	.....	D19/42
D. 287,860	1/1987	McShirley	.....	D19/42

*Primary Examiner*—Nelson C. Holtje  
*Assistant Examiner*—Martha Thompson  
*Attorney, Agent, or Firm*—McGlew and Tuttle

[57] **CLAIM**

The ornamental design for a writing instrument, as shown and described.

**DESCRIPTION**

FIG. 1 is a right side elevational view of a writing instrument showing my new design; FIG. 2 is a front elevational view; FIG. 3 is a left side elevational view; FIG. 4 is a rear elevational view; FIG. 5 is a top plan view; and, FIG. 6 is a bottom plan view thereof.


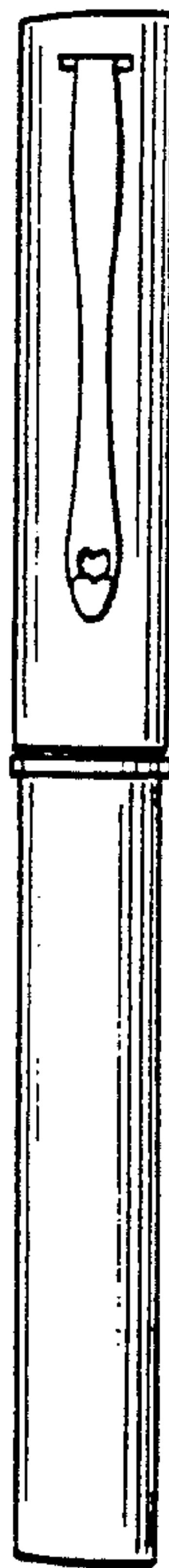


Fig. 1




Fig. 2

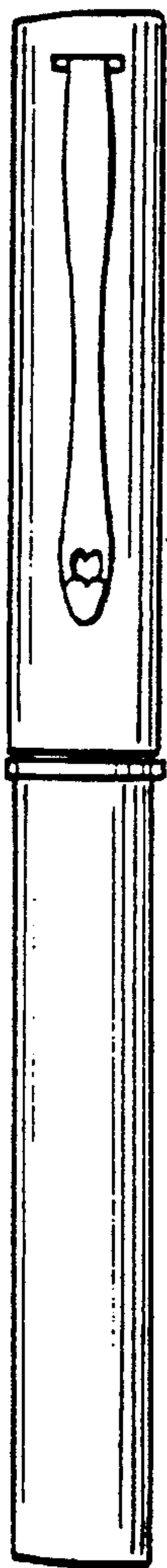


Fig. 3

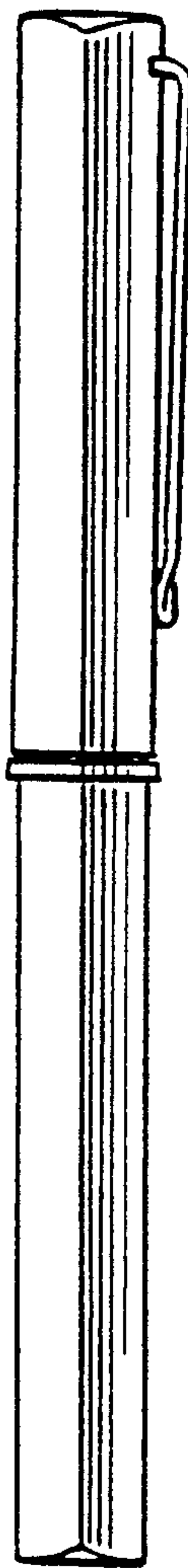


Fig. 4



Fig. 5

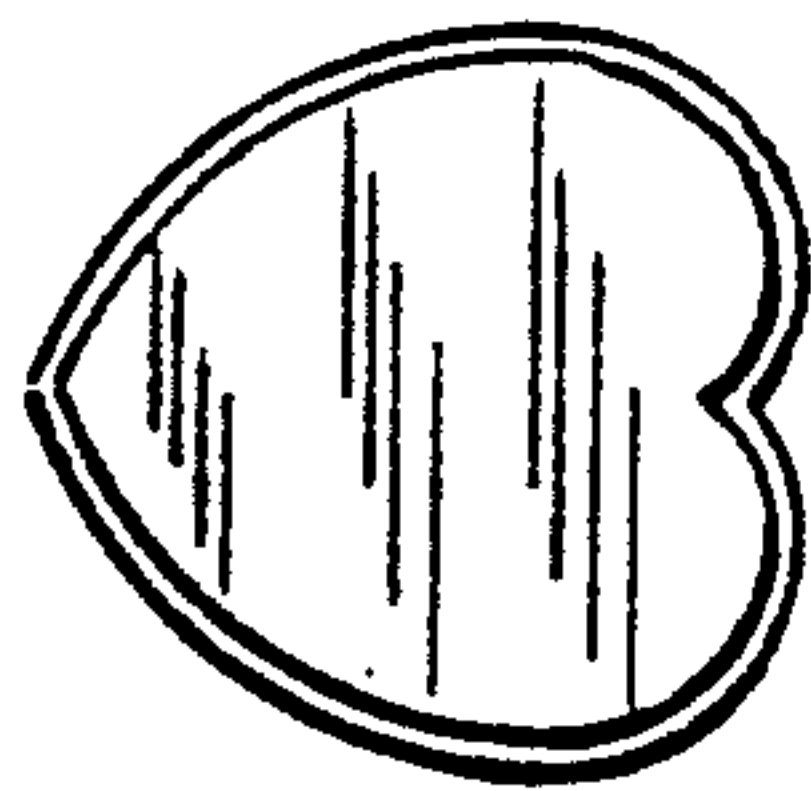



Fig. 6