



US00D342726S

# United States Patent [19]

[11] Patent Number: **Des. 342,726**

Hirose et al.

[45] Date of Patent: **\*\* Dec. 28, 1993**

[54] **DISC DRIVE**

- D. 306,579 3/1990 Hara et al. .... D14/109
- D. 308,361 6/1990 Nakamura et al. .... D14/109
- D. 336,080 6/1993 Ogura et al. .... D14/109

[75] Inventors: **Yoshio Hirose, Urawa; Kazuhiko Inoue, Houya; Yoshiaki Sakai, Higashikurume, all of Japan**

*Primary Examiner*—Wallace R. Burke  
*Assistant Examiner*—Freda S. Nunn  
*Attorney, Agent, or Firm*—Andrus, Scales, Starke & Sawall

[73] Assignee: **Teac Corporation, Japan**

[\*\*] Term: **14 Years**

[57] **CLAIM**

[21] Appl. No.: **805,806**

The ornamental design for a disc drive, as shown and described.

[22] Filed: **Dec. 10, 1991**

**DESCRIPTION**

[30] **Foreign Application Priority Data**

Jun. 10, 1991 [JP] Japan ..... 3-17033

[52] U.S. Cl. .... **D14/109**

[58] Field of Search ..... D14/100, 102, 108, 109;  
D13/162, 184, 199; 360/99.12; 361/390-395

FIG. 1 is a front view of the disc drive showing our new design;  
FIG. 2 is a top view thereof;  
FIG. 3 is a bottom view thereof;  
FIG. 4 is a left side view thereof;  
FIG. 5 is a right side view thereof;  
FIG. 6 is a rear view thereof;  
FIG. 7 is a sectional view thereof taken along line 7—7 of FIG. 1; and,  
FIG. 8 is a perspective thereof.

[56] **References Cited**

**U.S. PATENT DOCUMENTS**

- D. 302,150 7/1989 Hara ..... D14/109
- D. 306,578 3/1990 Ishikawa et al. .... D14/109

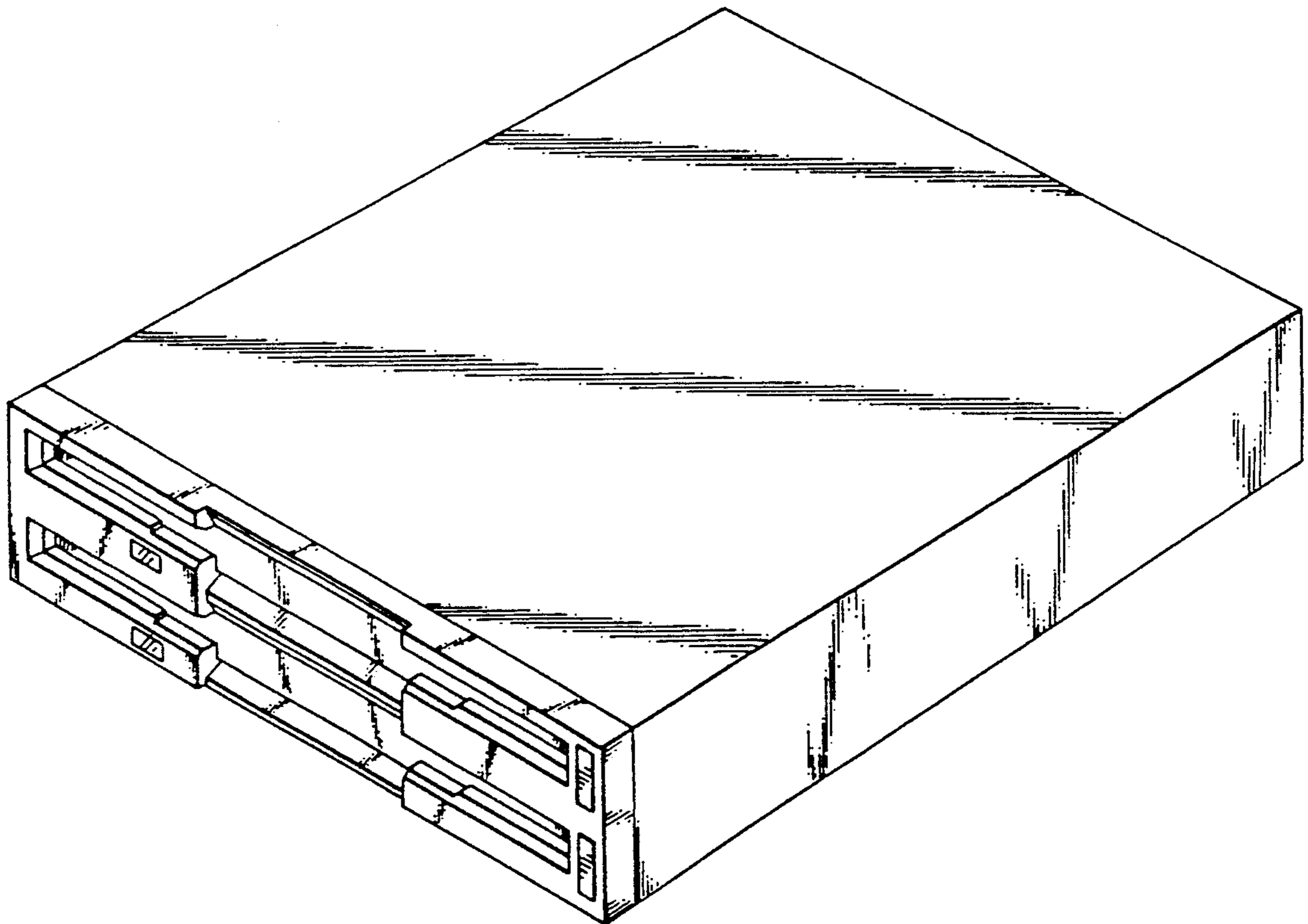


FIG.1

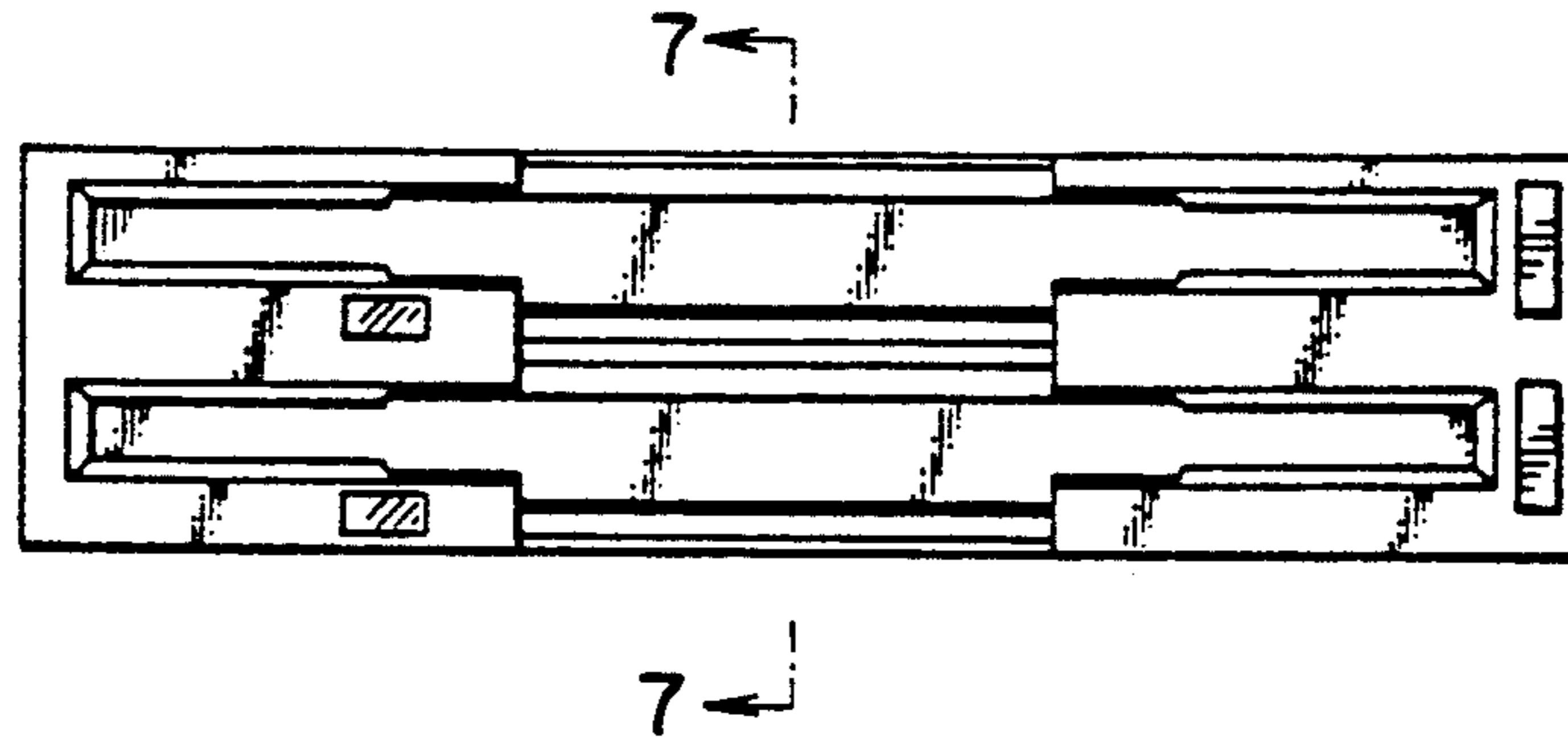


FIG.2




FIG.3




FIG.4




FIG.5




FIG.6




FIG.7




FIG. 8

