



US00D342724S

United States Patent [19]

[11] Patent Number: **Des. 342,724**

Yurkonis et al.

[45] Date of Patent: **** Dec. 28, 1993**

[54] **COMPUTER HOUSING**

[75] Inventors: **Philip Yurkonis, Campbell; Craig Leverault, Mountain View; Paul Montgomery; Herbert Pfeifer, both of San Francisco, all of Calif.**

[73] Assignee: **Sun Microsystems, Inc., Mountain View, Calif.**

[**] Term: **14 Years**

[21] Appl. No.: **885,566**

[22] Filed: **May 19, 1992**

[52] U.S. Cl. **D14/100; D14/109**

[58] Field of Search **D14/100, 102, 107, 108, D14/109; D13/162, 184, 199; 312/208.1, 223.2, 223.3, 194; 361/390, 395**

[56] **References Cited**

U.S. PATENT DOCUMENTS

D. 296,899 7/1988 Chu et al. D14/109

D. 304,823 11/1989 Pfeifer et al. D14/100
D. 323,818 2/1992 Willis et al. D14/100
D. 331,391 12/1992 Furuta et al. D14/100

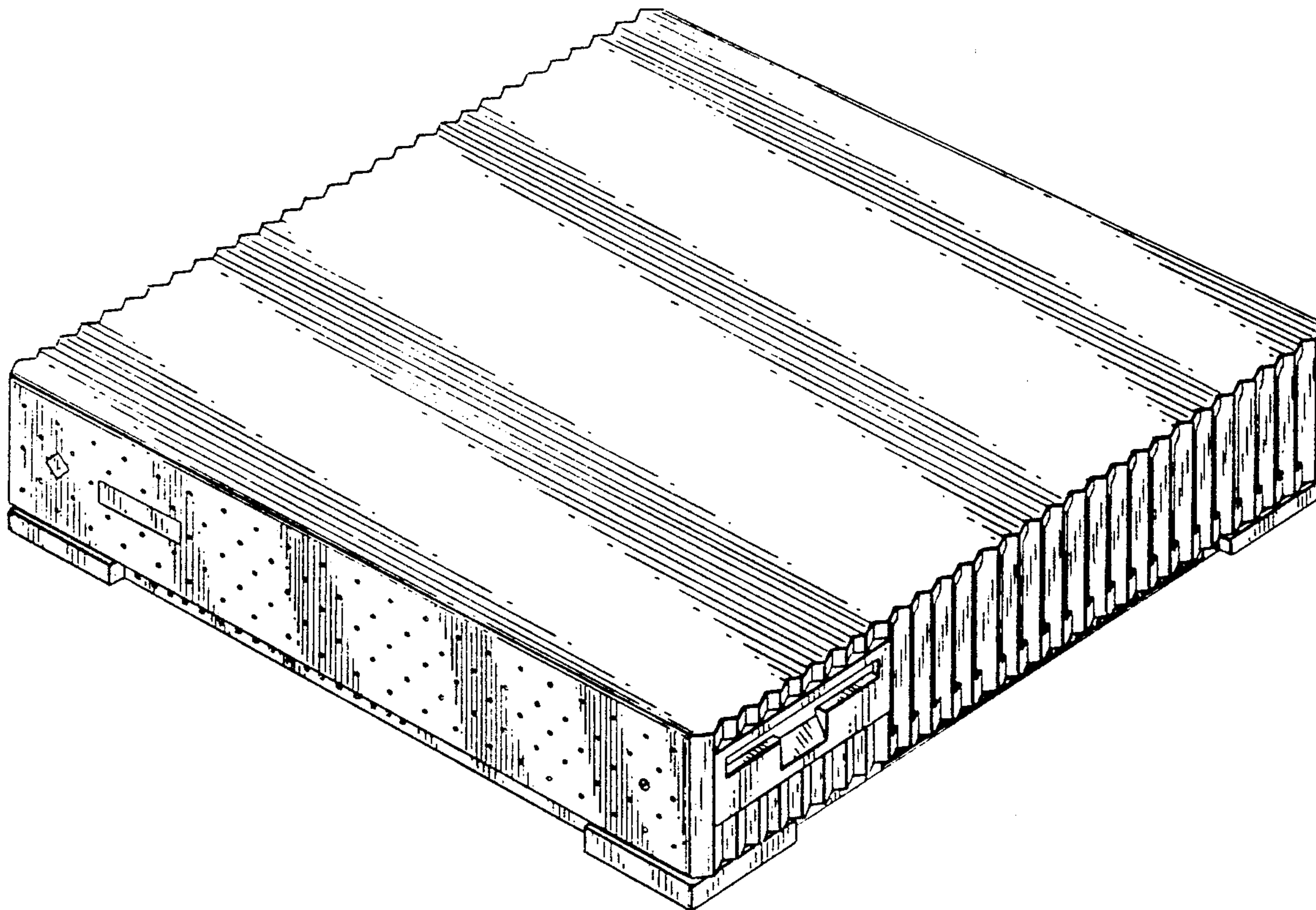
Primary Examiner—Wallace R. Burke
Assistant Examiner—Freda S. Nunn
Attorney, Agent, or Firm—Blakely Sokoloff Taylor & Zafman

[57] **CLAIM**

The ornamental design for a computer housing, as shown and described.

DESCRIPTION

FIG. 1 is a perspective view of the computer housing showing the front, top, and right sides of our design; FIG. 2 is a front elevational view thereof on an enlarged scale; FIG. 3 is a rear elevational view thereof; FIG. 4 is a right side elevational view thereof; FIG. 5 is a left side elevational view thereof; FIG. 6 is a top plan view thereof; and, FIG. 7 is a bottom plan view thereof.



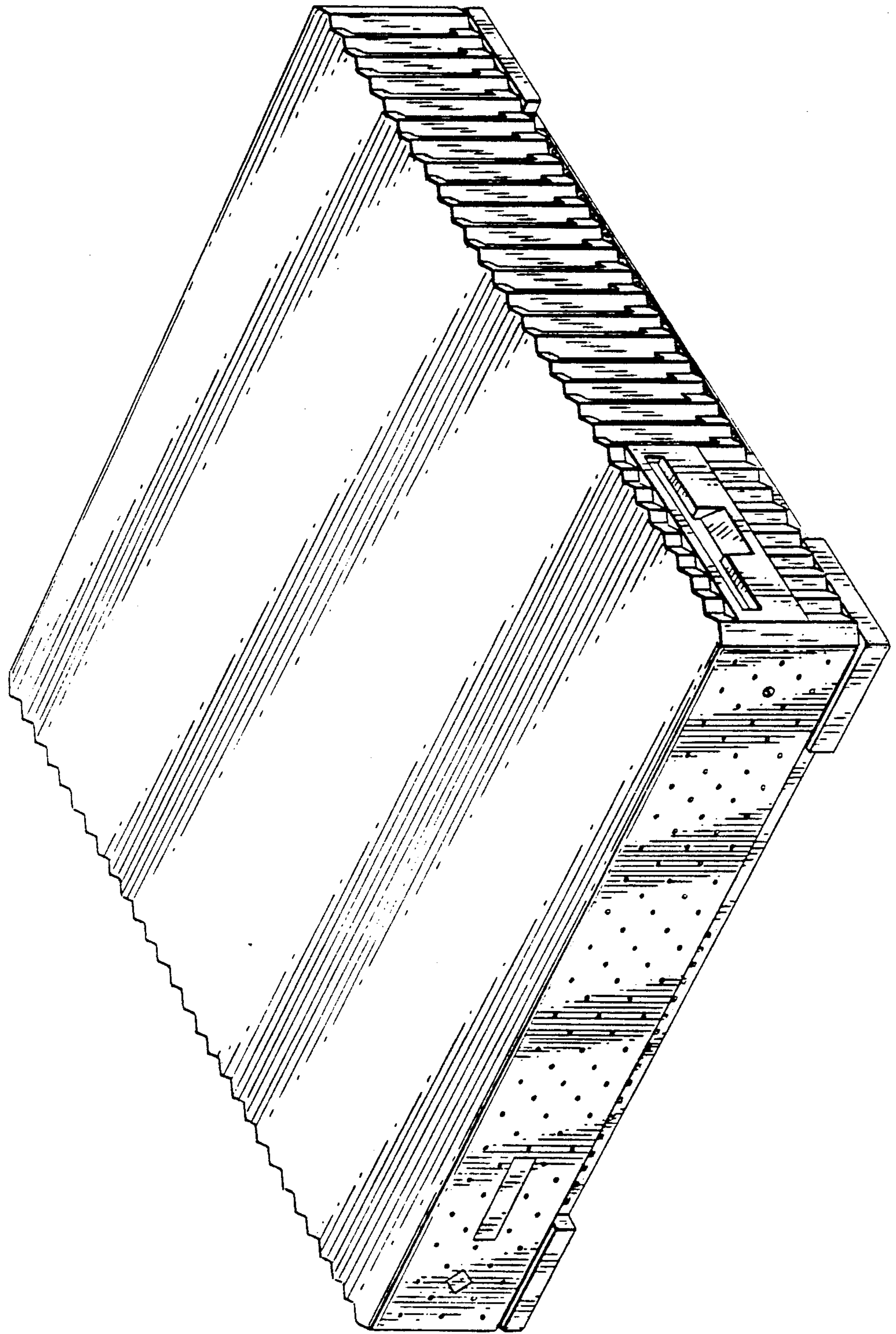


FIG. 1

FIG. 2




FIG. 3

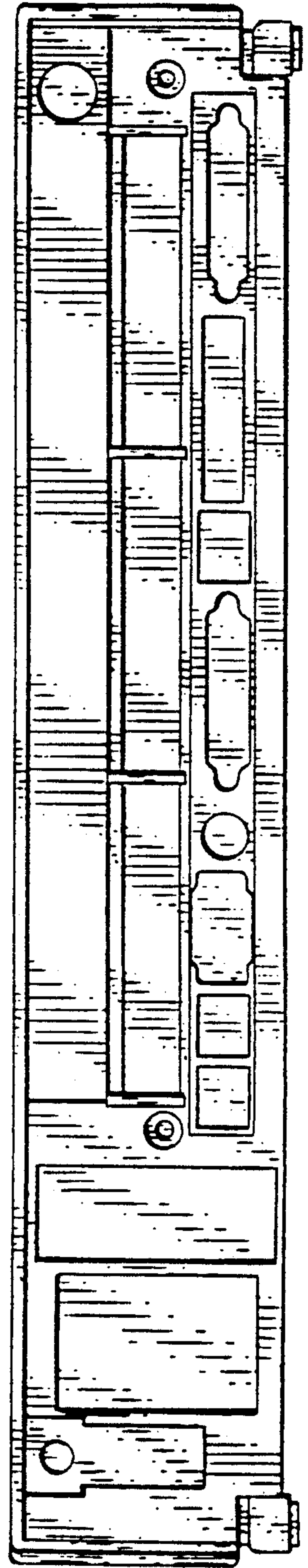


FIG. 4

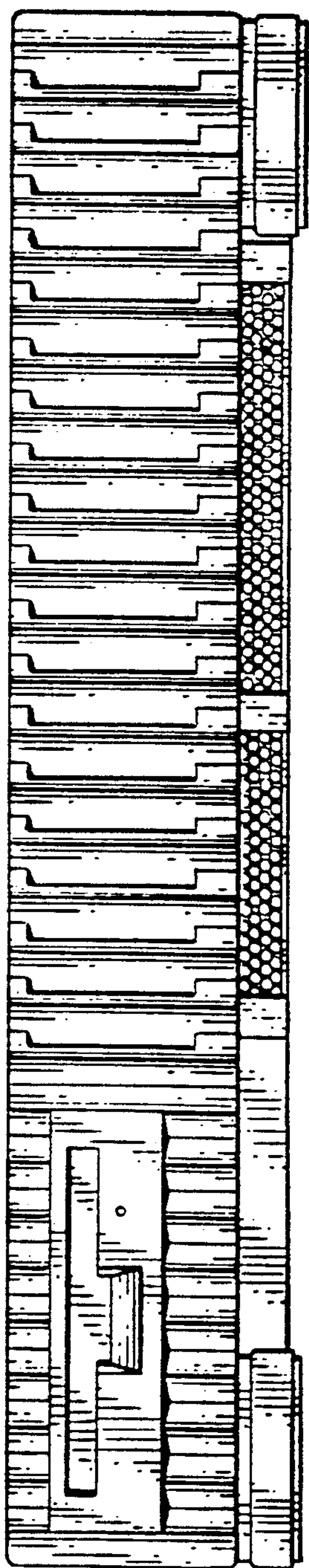
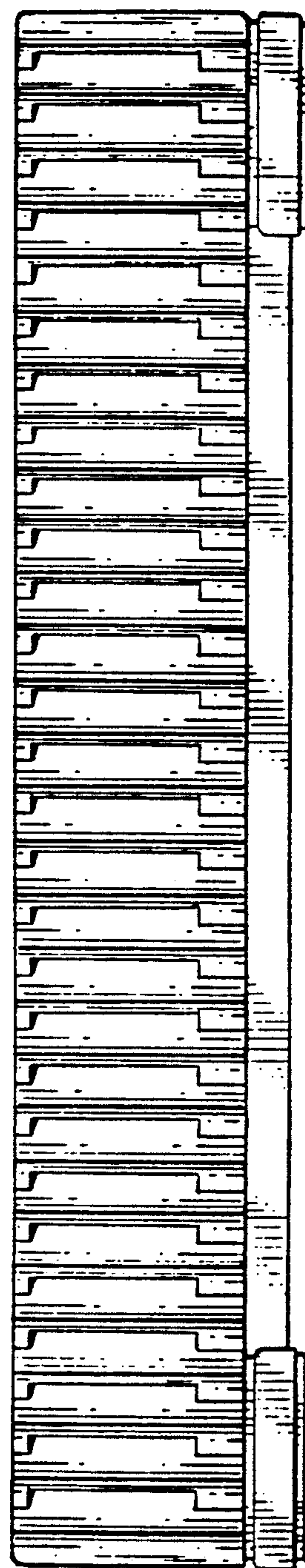


FIG. 5






FIG. 5




FIG. 5