



US00D342707S

United States Patent [19] Fields

[11] Patent Number: **Des. 342,707**

[45] Date of Patent: **** Dec. 28, 1993**

[54] **EXTERIOR SIDES, TOP, AND REAR
PANELS OF A RETRACTABLE TOP FOR
PICK UP TRUCKS**

4,639,034	1/1987	Amos	296/105
4,709,956	12/1987	Bowman	296/10
4,756,325	7/1988	Daniels	296/105
4,789,196	12/1988	Fields	296/100

[75] Inventor: **Delmer G. Fields, Waterford, Mich.**

Primary Examiner—James M. Gandy
Attorney, Agent, or Firm—Reising, Ethington, Barnard,
Perry & Milton

[73] Assignee: **Transmatic, Inc., Waterford, Mich.**

[**] Term: **14 Years**

[21] Appl. No.: **20,861**

[57] **CLAIM**

[22] Filed: **Feb. 19, 1993**

The ornamental design for exterior sides, top, and rear panels of a retractable top for pickup trucks, as shown and described.

Related U.S. Application Data

DESCRIPTION

[63] Continuation of Ser. No. 758,293, Aug. 28, 1991, abandoned, which is a continuation of Ser. No. 24,551, Mar. 9, 1987, abandoned.

FIG. 1 is a exterior sides, top, and rear panels of a retractable top for pickup trucks showing my new design, it being understood that the broken lines are for illustrative purposes only and form no part of the claimed invention;

[52] U.S. Cl. **D12/156**


[58] Field of Search 296/3, 10, 99.1, 100,
296/102, 105; D12/156

FIG. 2 is a greatly enlarged rear elevation view thereof; FIG. 3 is an enlarged right side elevation view thereof; FIG. 4 is an enlarged top plan view thereof; and, FIG. 5 is a top left rear perspective view thereof in retracted condition.

[56] **References Cited**

U.S. PATENT DOCUMENTS

D. 273,670 5/1984 Keil D12/156






Fig-1




Fig-2

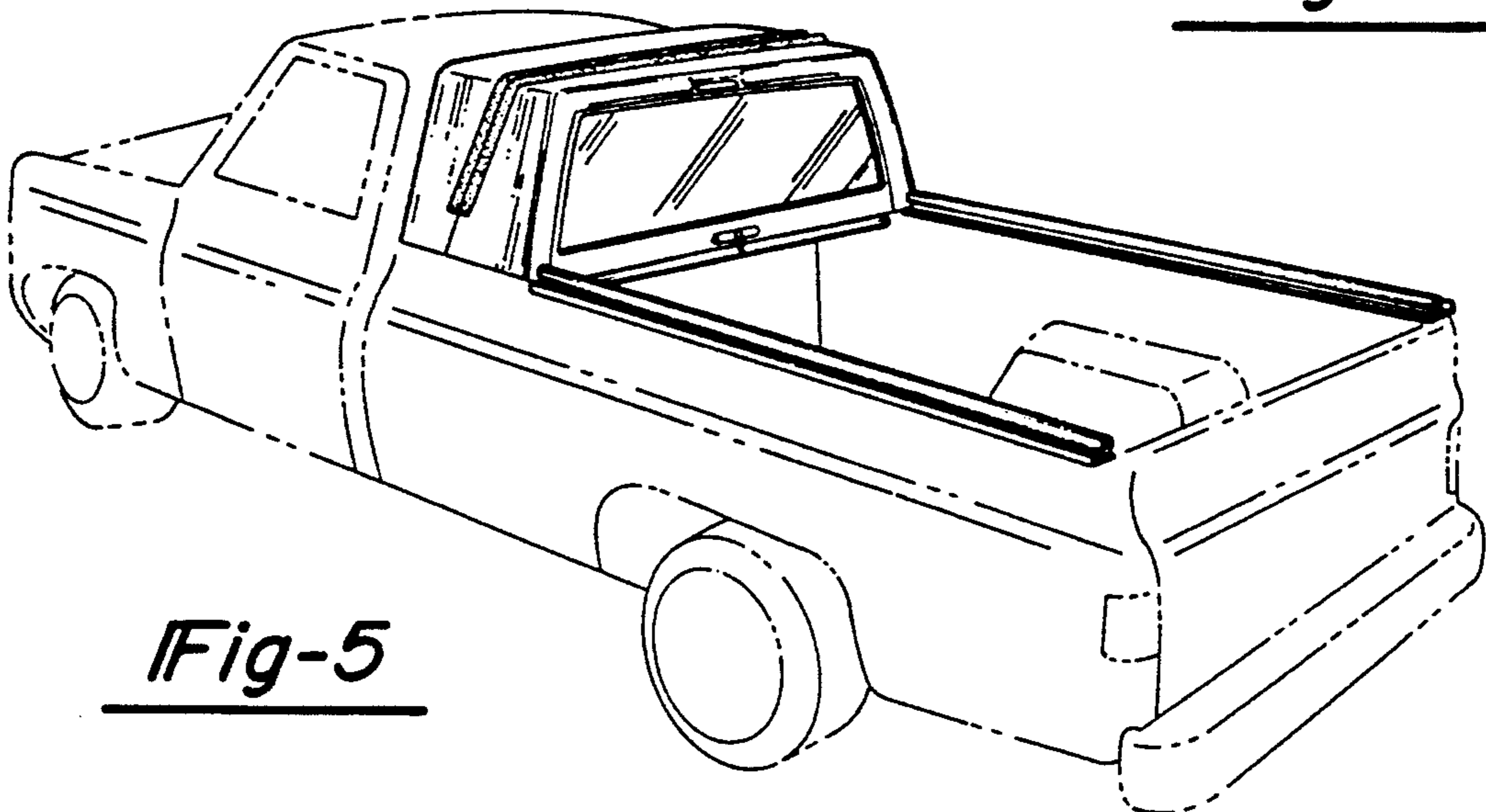


Fig-5

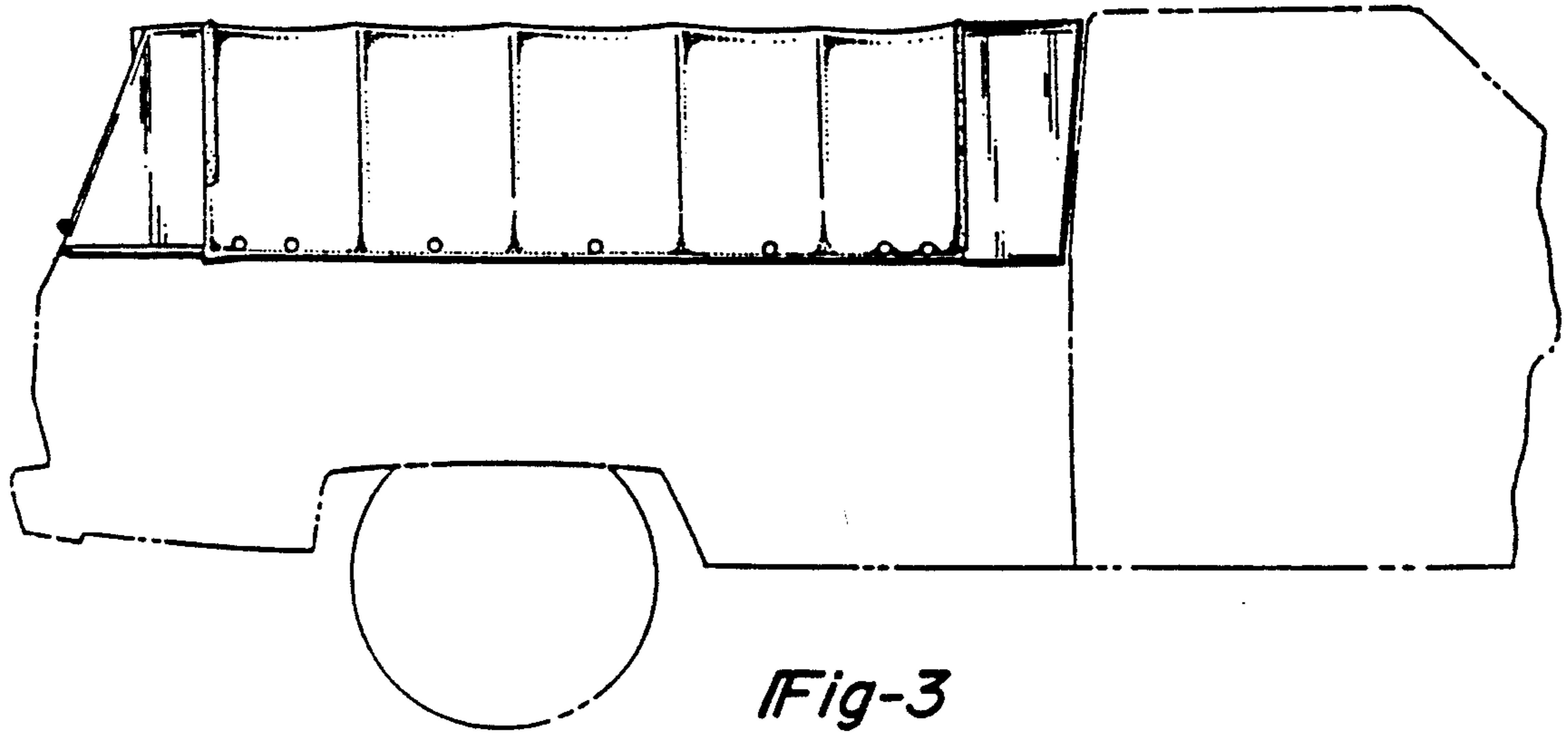


Fig-3

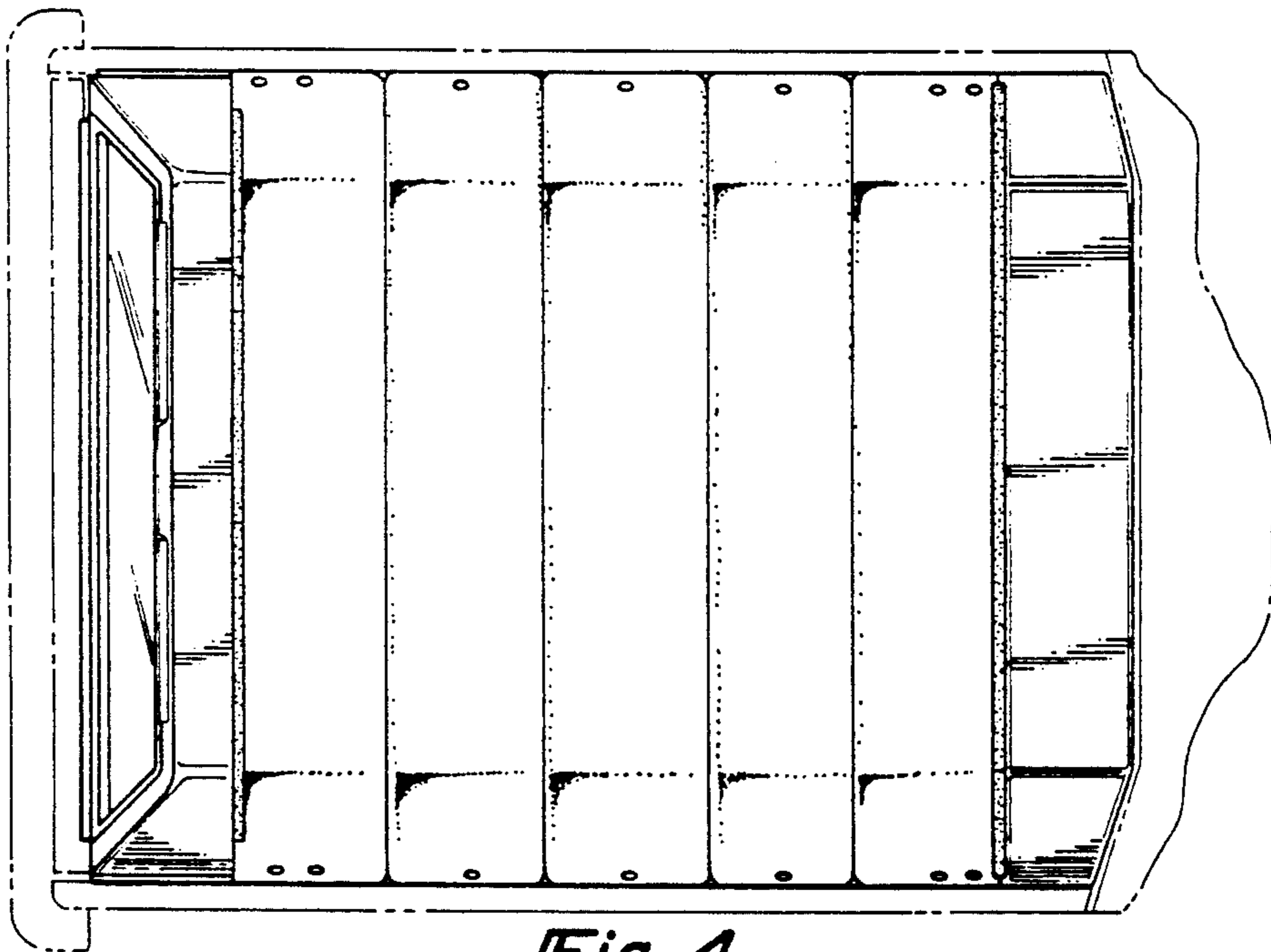


Fig-4