



US00D342692S

# United States Patent [19] Lu

[11] Patent Number: **Des. 342,692**

[45] Date of Patent: **\*\* Dec. 28, 1993**

[54] **PENDANT**

D. 268,014 2/1983 Sears et al. .... D12/30

[76] Inventor: **Hung T. Lu**, 1316 Matlock St., #203,  
Honolulu, Hi. 96814

[\*\*] Term: **14 Years**

[21] Appl. No.: **998,880**

[22] Filed: **Dec. 28, 1992**

### Related U.S. Application Data

[63] Continuation of Ser. No. 639,708, Jan. 8, 1991, abandoned.

[52] U.S. Cl. .... **D11/81**

[58] Field of Search ..... **D11/1-7,**  
**D11/26, 30-32, 47-49, 53-55, 12-13, 160, 83,**  
**240; 2/416, 420; 63/1.1-4, 2-22; D21/166**

### [56] References Cited

#### U.S. PATENT DOCUMENTS

- D. 154,473 7/1949 Grun ..... D11/240
- D. 156,952 1/1950 Gill et al. .... D11/26
- D. 163,840 7/1951 Adlerberg ..... D11/83
- D. 171,292 1/1954 Borowitz ..... D11/160
- D. 176,869 2/1956 Ksenak ..... D11/160
- D. 195,902 8/1963 Kocab ..... D21/166
- D. 199,623 11/1964 Lowrey ..... D11/55

### OTHER PUBLICATIONS

Assignment of Copyright for Pendant from Andrew K. Aragon to Michelle Kaehuokalani Aragon vol. 2563, p. 81 to vol. 2563, p. 84.

*Primary Examiner*—A. Hugo Word  
*Assistant Examiner*—R. Seifert  
*Attorney, Agent, or Firm*—Martin E. Hsia

### [57] CLAIM

The ornamental design for a pendant, as shown and described.

### DESCRIPTION

FIG. 1 is a perspective view of a pendant showing my new design;

FIG. 2 is a top plan view thereof;


FIG. 3 is a front elevational view thereof;

FIG. 4 is a left side elevational view thereof the right side elevational view being a mirror image;


FIG. 5 is a rear elevational view thereof; and,

FIG. 6 is a bottom plan view thereof.

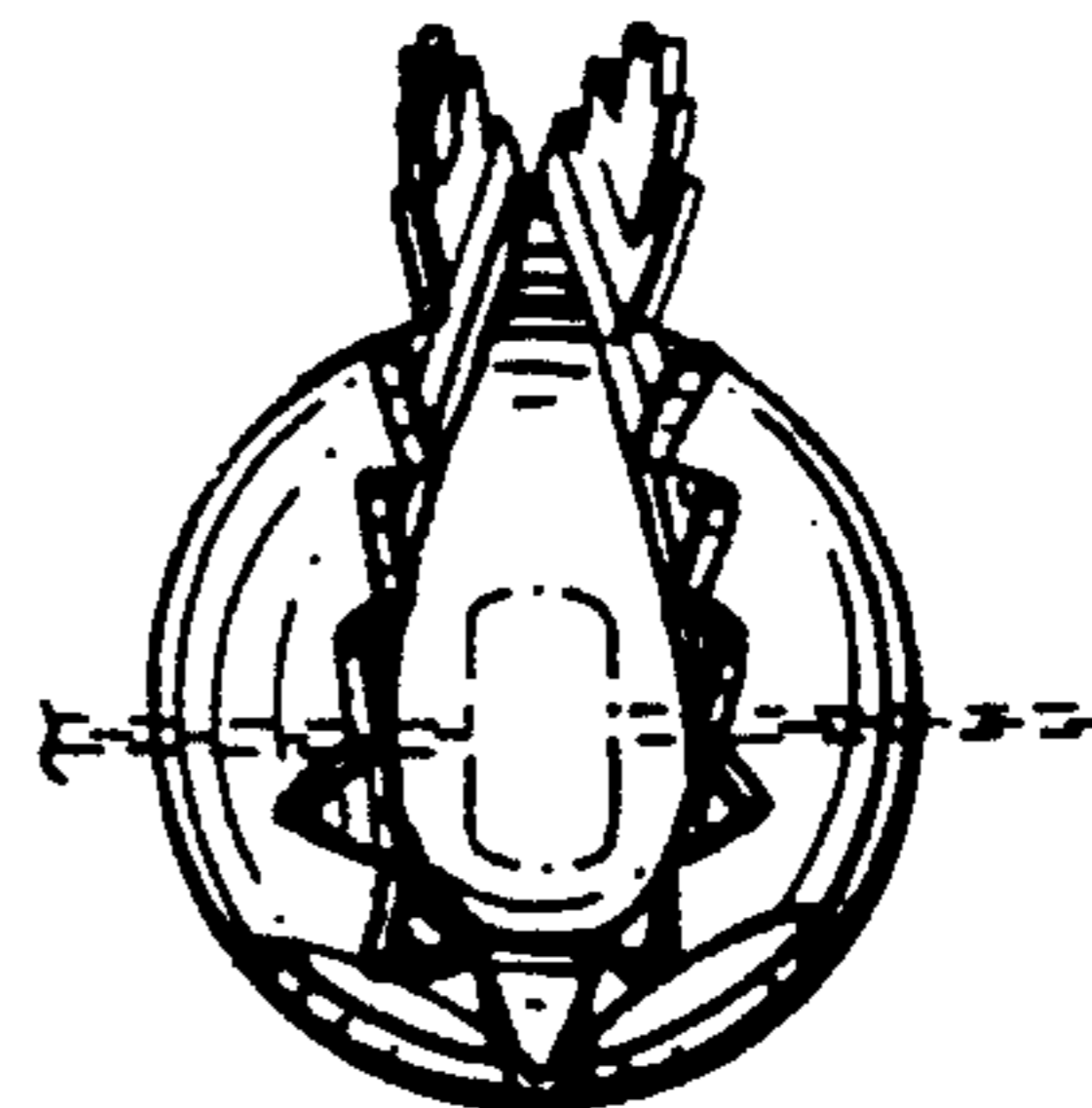
The broken line showing of a partial jewelry chain and attaching element in FIGS. 1 through 5 is for illustrative purposes only and forms no part of the claimed design.



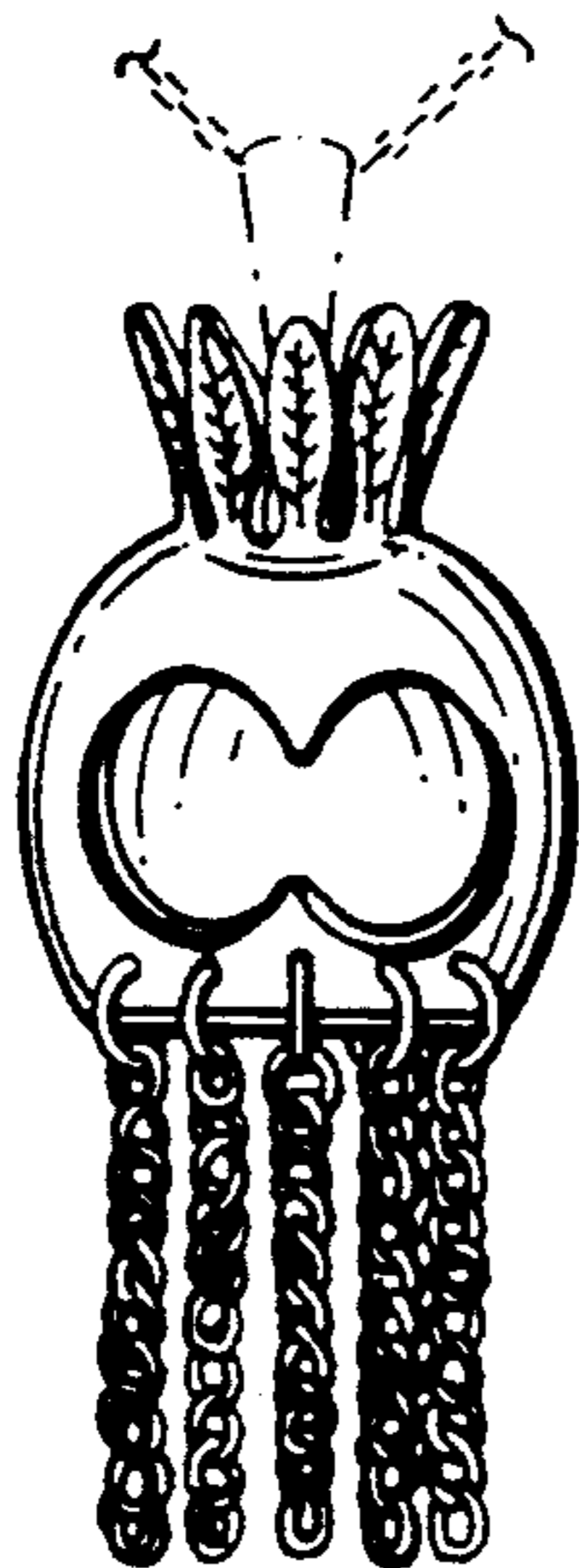
*FIG. 1*



*FIG. 2*



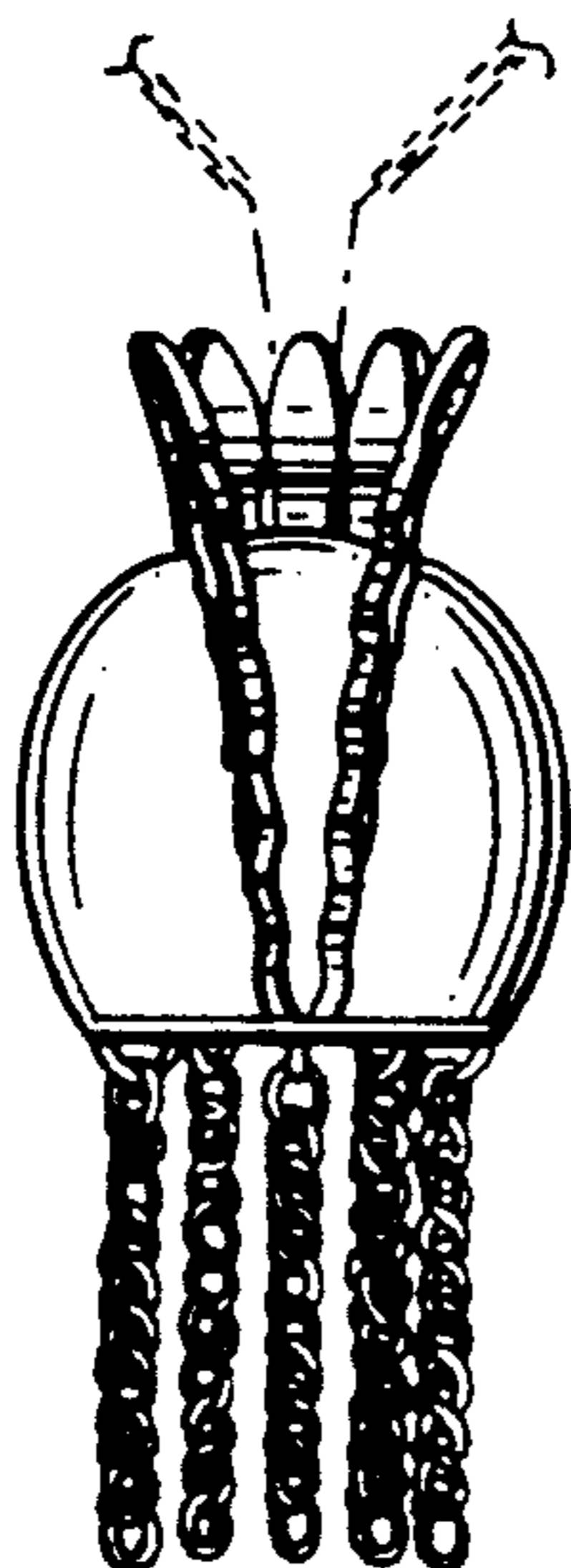
*FIG. 3*



*FIG. 4*



*FIG. 5*



*FIG. 6*

