



US00D342665S

United States Patent [19] Rekuc

[11] Patent Number: **Des. 342,665**
[45] Date of Patent: **** Dec. 28, 1993**

[54] **LATCH HOOK**

[75] Inventor: **Richard J. Rekuc, Pattenburg, N.J.**

[73] Assignee: **Royalox International, Inc.,
Lebanon, N.J.**

[**] Term: **14 Years**

[21] Appl. No.: **580,612**

[22] Filed: **Sep. 10, 1990**

[52] U.S. Cl. **D8/367**

[58] Field of Search **D8/356, 349, 367;
24/241 P, 241 PS, 236; 294/82.1, 82.19**

[56] **References Cited**

U.S. PATENT DOCUMENTS

D. 264,934	6/1982	Brooks	D8/367
D. 272,717	2/1984	Faidide	D8/367
D. 321,470	11/1991	Gerrard	D8/356
565,520	8/1896	Stilson	24/241 P
1,120,411	12/1914	Rohmer	D8/367
2,927,358	3/1960	Ratcliff	D8/367 X
4,121,867	10/1978	Müller	D8/367 X
4,206,940	6/1980	Altabe	D8/367 X
4,380,404	4/1983	Hall	D8/356 X

FOREIGN PATENT DOCUMENTS

395357 10/1908 France D8/367

OTHER PUBLICATIONS

Wilcox/Crittendon Publication, Dec. 12, 1987, p. 53,
Swivel Eye Bolt Snap, item 2512, located in middle left
of page.

Wick wire Spencer; Div of Colorado Fuel & Iron Co.:
©Sheet 1947; circled pertinent units.

Primary Examiner—Wallace R. Burke

Assistant Examiner—H. Baynham

Attorney, Agent, or Firm—Herbert Dubno; Ronald
Lianides

[57] **CLAIM**

The ornamental design for a latch hook, as shown.

DESCRIPTION

FIG. 1 is a front elevational view of the latch hook
showing my new design;


FIG. 2 is a rear elevational view thereof;

FIG. 3 is a top plan view thereof;

FIG. 4 is a bottom plan view thereof;

FIG. 5 is a left-side elevational view thereof; and,

FIG. 6 is a right-side elevational view thereof.






FIG. 3

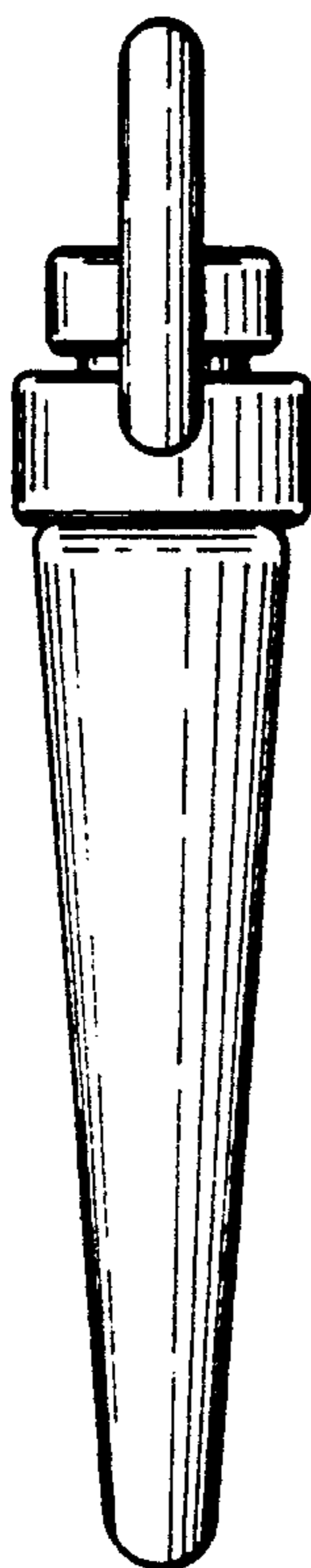


FIG. 5




FIG. 1



FIG. 6

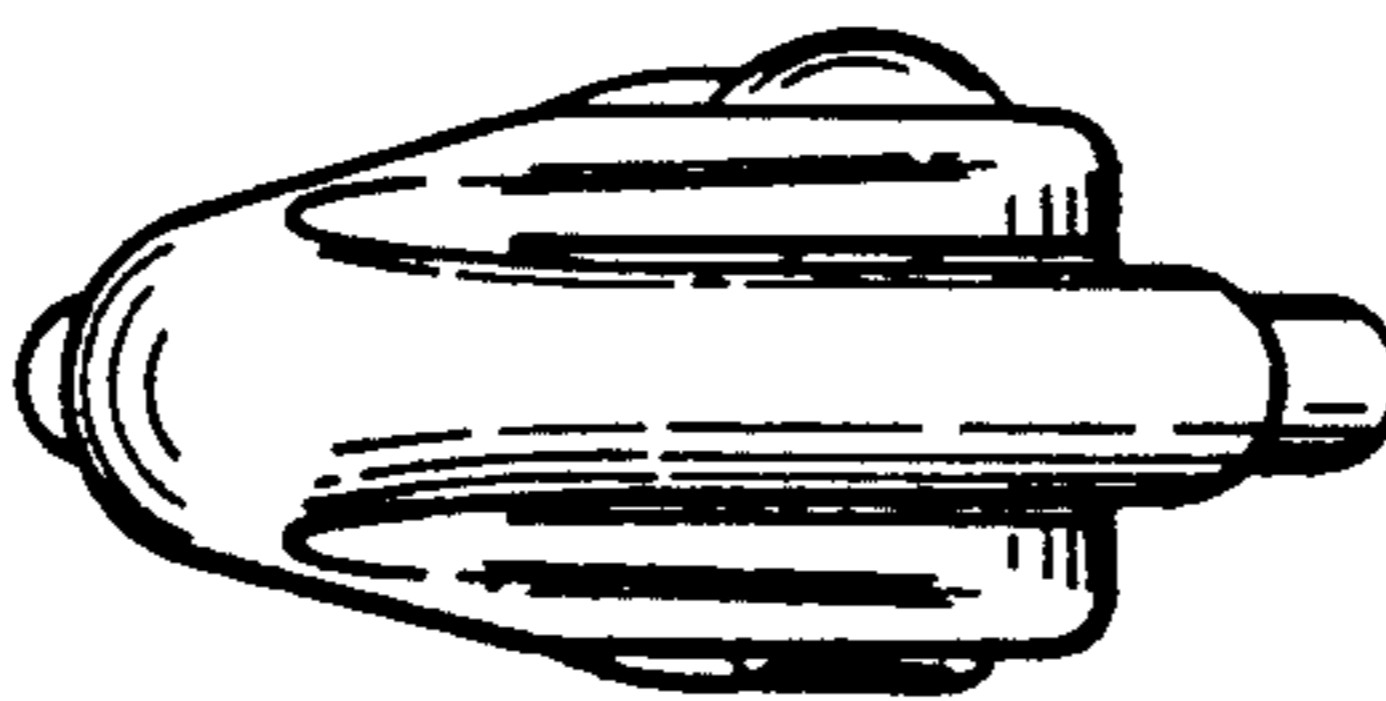


FIG. 4




FIG. 2