



US00D342651S

United States Patent [19]

[11] Patent Number: **Des. 342,651**

Manos

[45] Date of Patent: **** Dec. 28, 1993**

[54] **LAWN CUTTER**

[76] Inventor: **George H. Manos, 7050 Woodman Ave., Van Nuys, Calif. 91405**

[**] Term: **14 Years**

[21] Appl. No.: **5,247**

[22] Filed: **Feb. 26, 1993**

[52] U.S. Cl. **D8/1; D8/7**

[58] Field of Search **D8/1, 7, 13; 294/50.7; 30/301-302, 305, 316; 172/378**

3,444,938	5/1969	Ballmann	294/50.7 X
4,135,752	1/1979	Long	294/50.7 X
4,209,703	7/1980	Owens	D8/7 X
4,659,127	4/1987	Hancovsky	294/50.7
4,966,238	10/1990	Shields	294/50.7 X

Primary Examiner—Wallace R. Burke
Assistant Examiner—H. Baynham
Attorney, Agent, or Firm—Allan M. Shapiro

[57] **CLAIM**

The ornamental design for a lawn cutter, as shown and described.

[56] **References Cited**

U.S. PATENT DOCUMENTS

D. 253,390	11/1979	Bartholomew	D8/7
D. 306,247	2/1990	Shields	D8/1
D. 306,814	3/1990	Shields	D8/1
3,127,939	4/1964	Rink	294/50.7 X
3,273,930	9/1966	Gottfried	294/50.7 X
3,386,762	6/1968	Mendonca	294/50.7 X

DESCRIPTION

FIG. 1 is a front, top and side perspective view of a lawn cutter, showing my new design; FIG. 2 is a bottom plan view thereof; and, FIG. 3 is a fragmentary sectional side view, partly in elevation, taken in the direction of the arrows along the line 3—3 in FIG. 2.

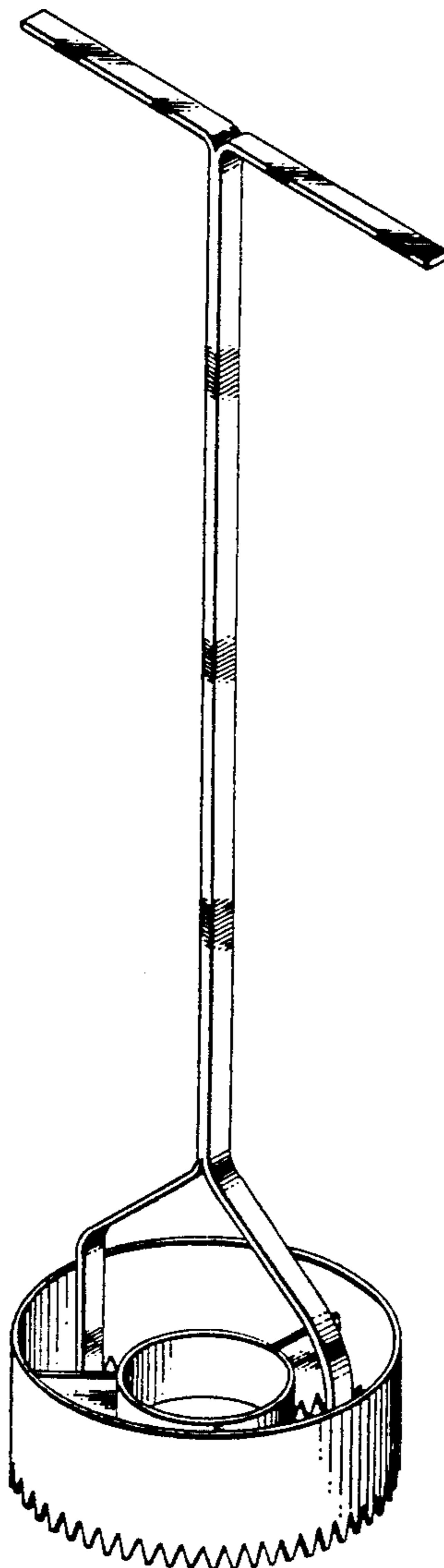


FIG. 1

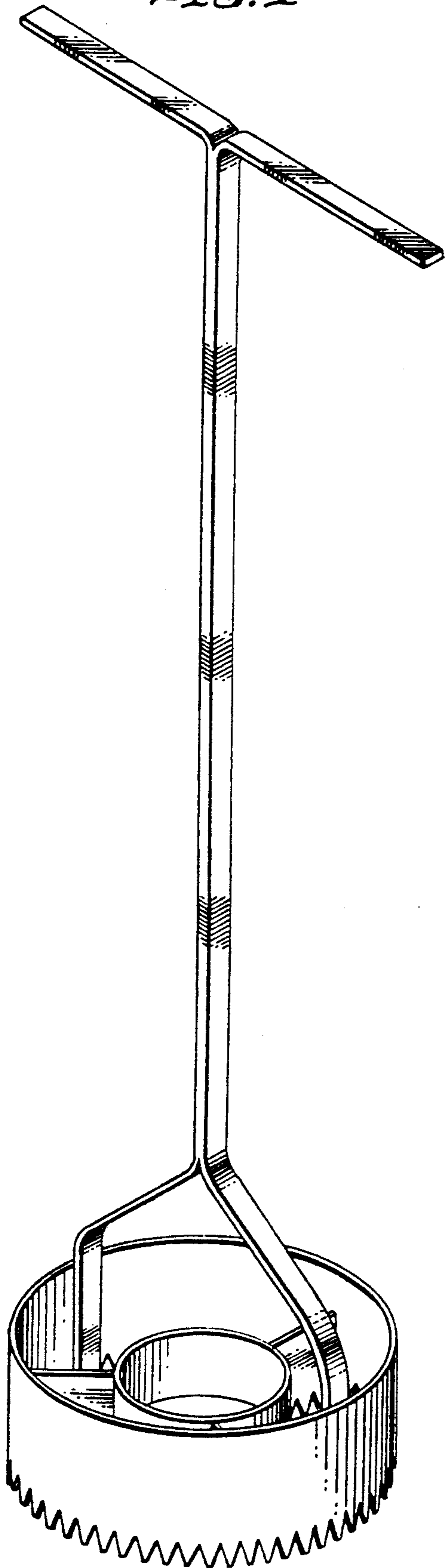


FIG. 2

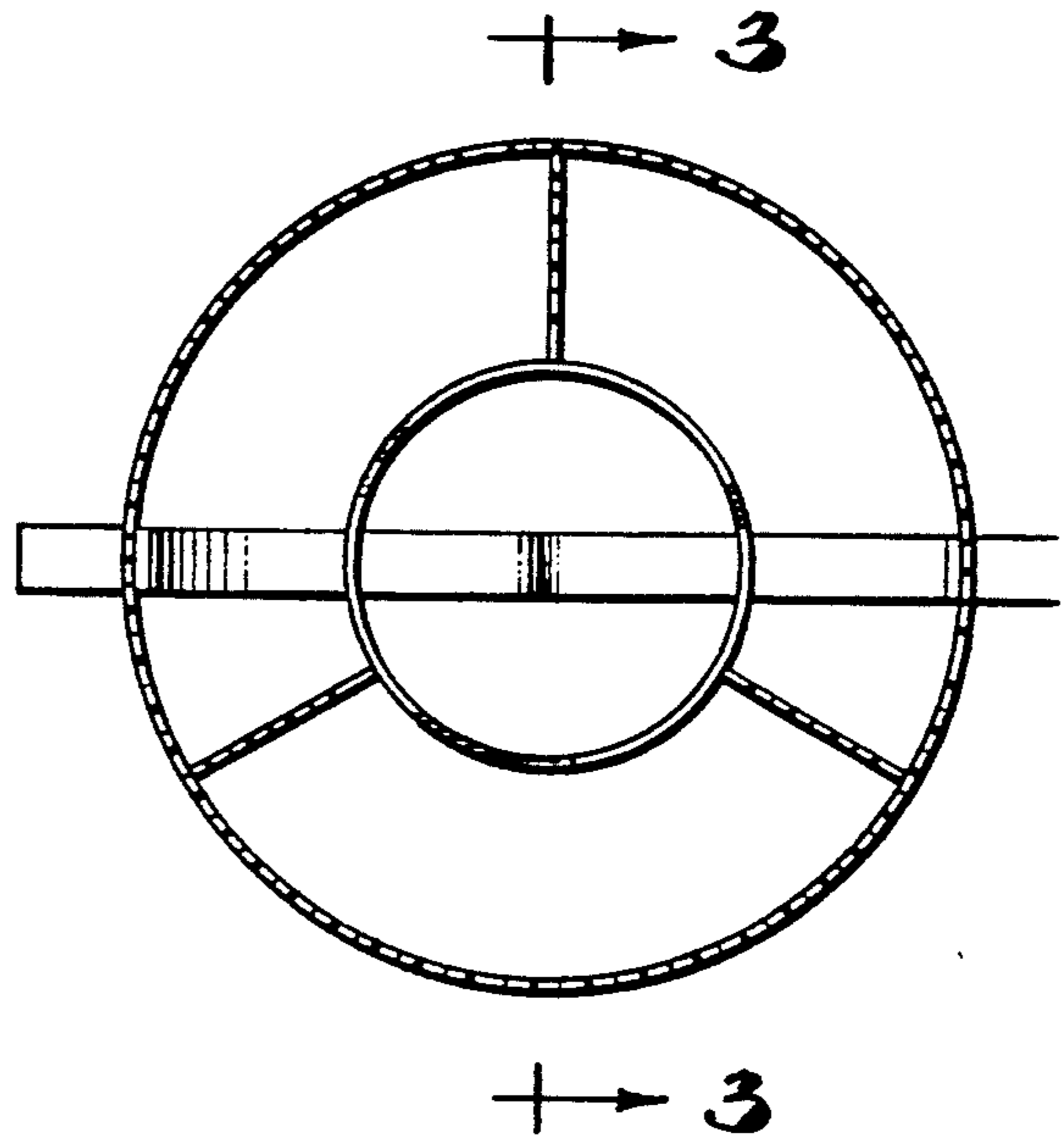


FIG. 3

