



US00D342637S

**United States Patent** [19]  
**Smith**

[11] **Patent Number: Des. 342,637**

[45] **Date of Patent: \*\* Dec. 28, 1993**

[54] **WALL MOUNTED STORAGE RACK FOR A SKATEBOARD**

[76] **Inventor: Ronald I. Smith, R.D. 1 Box 95, Dolgeville, N.Y. 13329**

[\*\*] **Term: 14 Years**

[21] **Appl. No.: 821,607**

[22] **Filed: Jan. 16, 1992**

[52] **U.S. Cl. .... D6/552**

[58] **Field of Search ..... D6/553, 552, 567, 572; 211/13, 17-18, 32, 35, 86-87, 89, 113; 248/176-177, 309.1, 309.2**

[56] **References Cited**

**U.S. PATENT DOCUMENTS**

D. 274,395	6/1984	Beaubian .....	D6/552
D. 320,325	10/1991	Barfield .....	D6/552
D. 326,405	5/1992	Leto .....	D6/552
4,116,340	9/1978	Nelson et al. ....	211/13

4,159,121 6/1979 Spitzke .  
4,337,883 7/1982 Pate .  
4,773,239 9/1988 Lowe .

*Primary Examiner*—Brian N. Vinson  
*Attorney, Agent, or Firm*—Terry M. Gernstein

[57] **CLAIM**

The ornamental design for a wall mounted storage rack for a skateboard, as shown and described.

**DESCRIPTION**

FIG. 1 is a top, front, and left side perspective view of a wall mounted storage rack for a skateboard showing my new design;

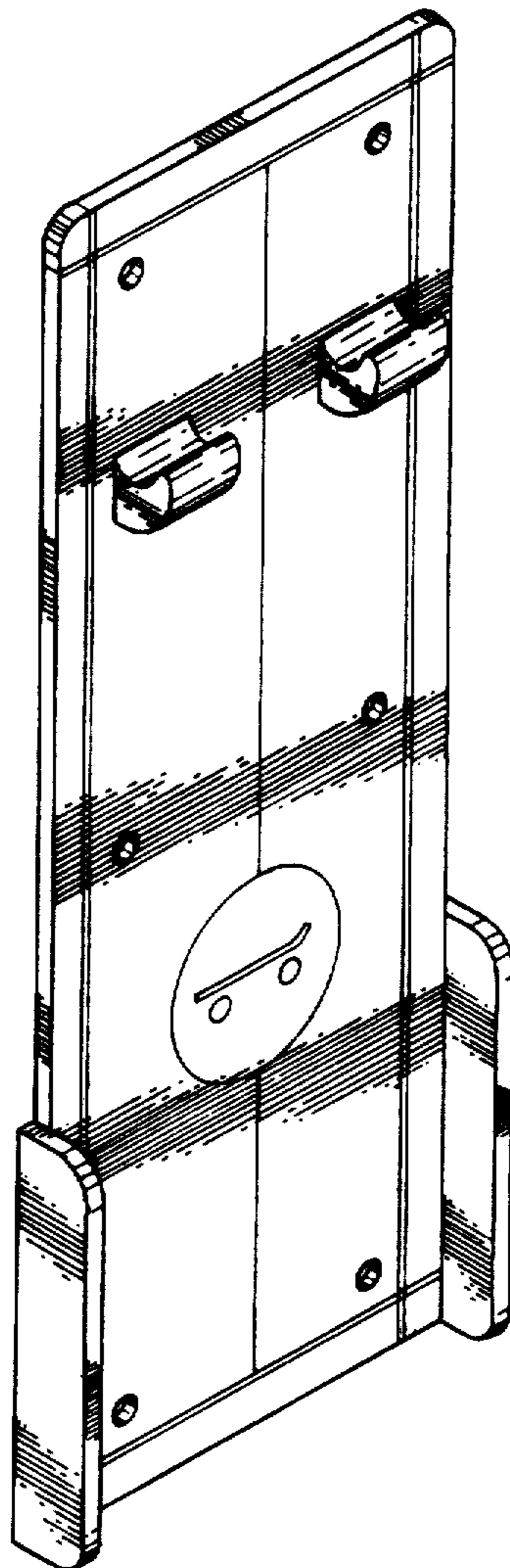
FIG. 2 is a side elevational view thereof, the side opposite being a mirror image of the side shown in FIG. 2;

FIG. 3 is a front elevational view thereof;

FIG. 4 is a rear elevational view thereof;

FIG. 5 is a top plan view thereof; and,

FIG. 6 is a bottom view thereof.



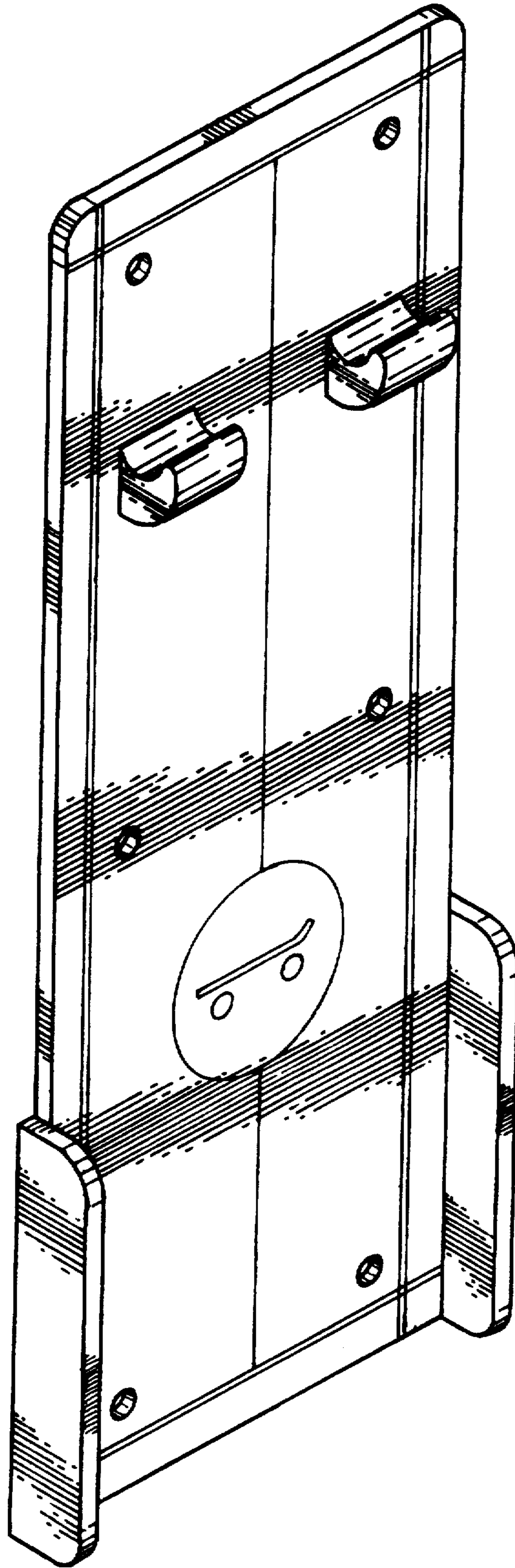


FIG. 1

FIG. 2

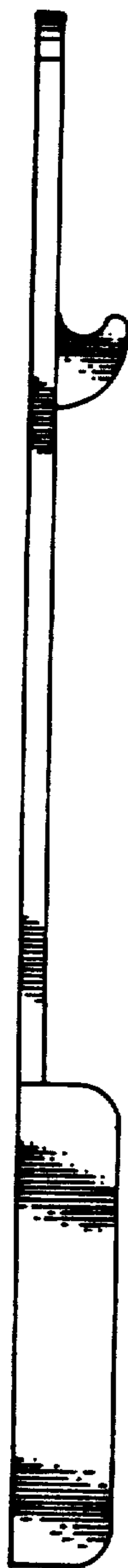


FIG. 3

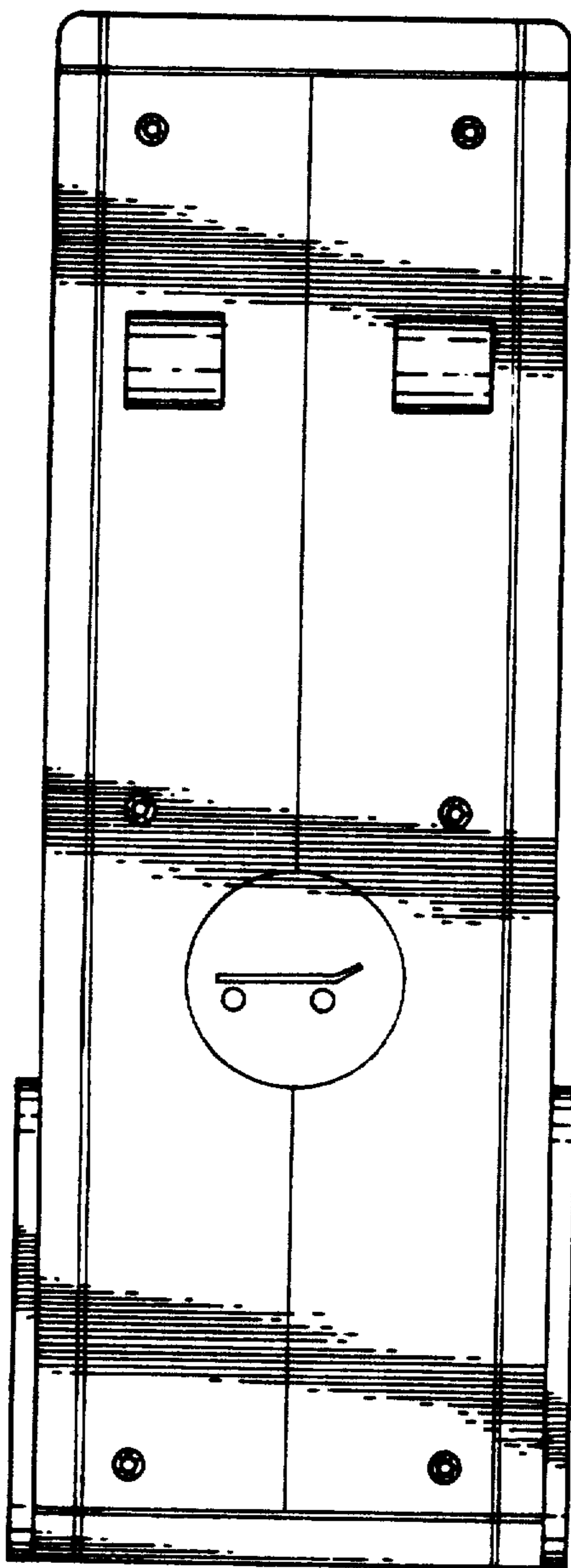
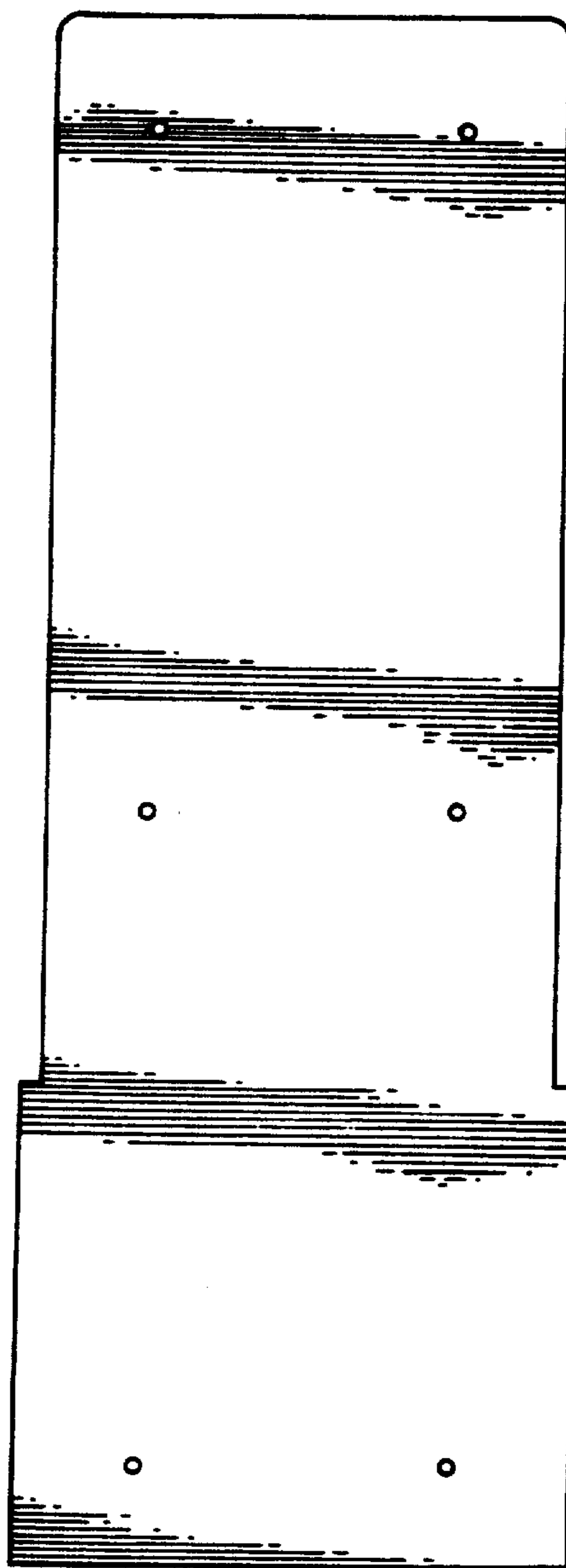


FIG. 4



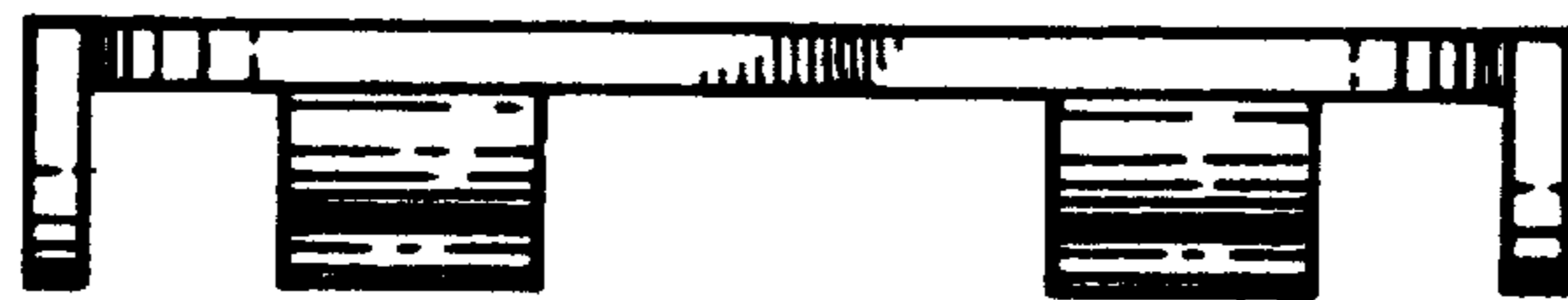


FIG. 5



FIG. 6