



US00D342615S

# United States Patent [19]

[11] Patent Number: Des. 342,615

Asher

[45] Date of Patent: \*\* Dec. 28, 1993

## [54] CHAIR ATTACHABLE BABY HOLDER

[76] Inventor: **Marlena Asher**, 225 W. 2nd St., Perrysburg, Ohio 43551

[\*\*] Term: **14 Years**

[21] Appl. No.: **869,152**

[22] Filed: **Apr. 14, 1992**

[52] U.S. Cl. .... **D6/333**

[58] Field of Search ..... **D3/31; D29/10, 11; 297/464, 465, 467; D6/611, 333; D2/226, 229**

### [56] References Cited

#### U.S. PATENT DOCUMENTS

D. 240,567	7/1976	Tatum	.....	D3/31
D. 248,426	7/1978	Hill et al.	.....	D6/333
D. 294,099	2/1988	Bromberg et al.	.....	D6/611
D. 307,370	4/1990	Bailey et al.	.....	D6/611
1,538,538	5/1925	Wood	.....	297/229
2,302,710	11/1942	Nordblom	.....	227/49
3,136,581	6/1964	Caballero	.....	297/384
4,235,474	11/1980	Rosenberg	.....	297/465
4,428,514	12/1981	Elf	.....	297/465
4,509,797	4/1985	Mullaly	.....	297/466
4,702,523	10/1987	Schrader et al.	.....	297/485
4,834,459	5/1989	Leach	.....	297/467
4,871,210	10/1989	Alexander et al.	.....	297/435
5,042,878	8/1991	Collins	.....	297/465

#### FOREIGN PATENT DOCUMENTS

1590172 5/1981 United Kingdom ..... 297/465

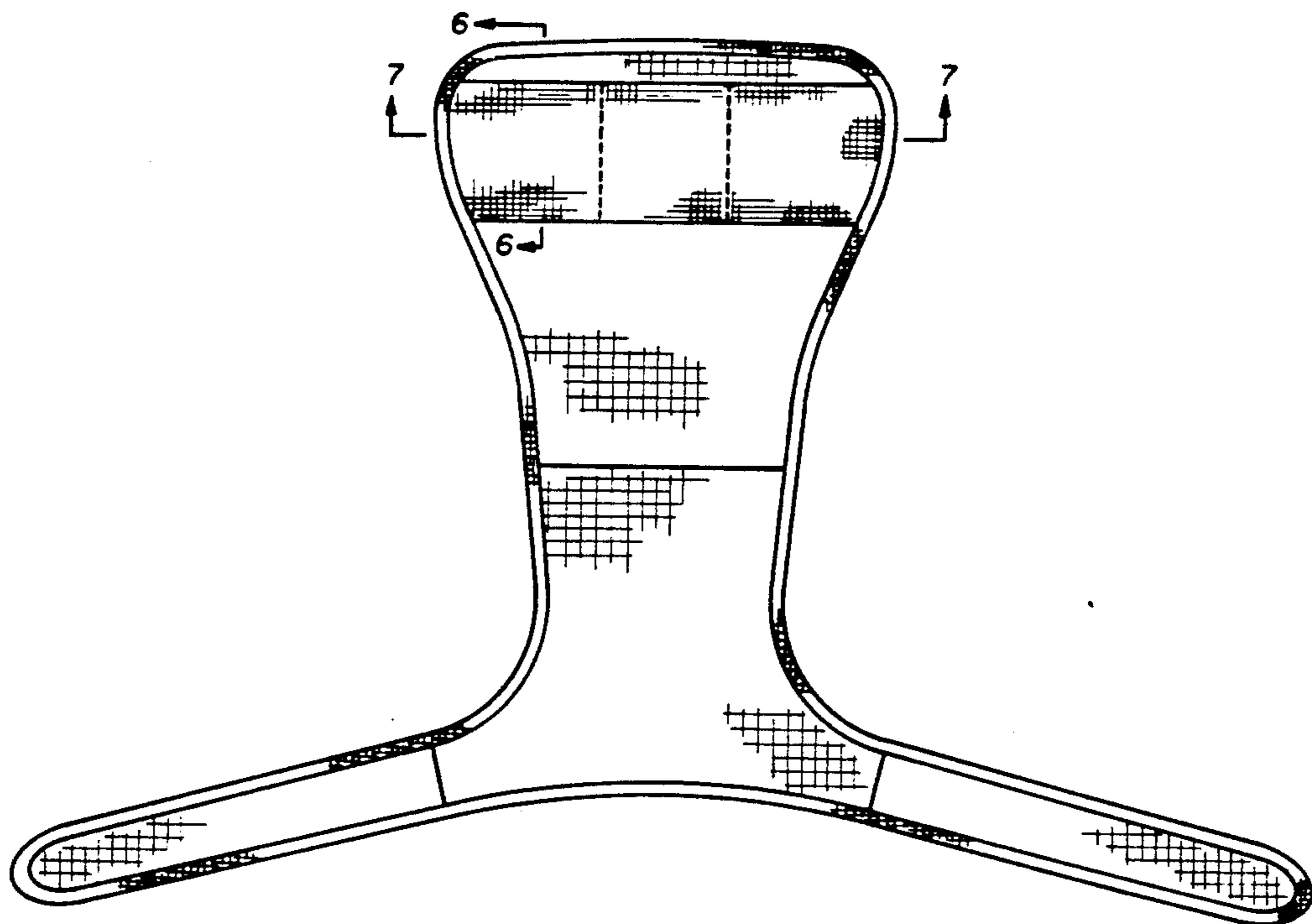
*Primary Examiner*—A. Hugo Word  
*Assistant Examiner*—Celia A. Murphy  
*Attorney, Agent, or Firm*—D. Peter Hochberg; Mark Kusner; Michael Jaffe

## [57] CLAIM

The ornamental design for a chair attachable baby holder, as shown and described.

## DESCRIPTION

FIG. 1 is a front view of a baby holder embodying my new design;  
 FIG. 2 is a rear view of the baby holder shown in FIG. 1;  
 FIG. 3 is a side view of a chair attachable baby holder shown in FIG. 1, both sides being identical;  
 FIG. 4 is a top view of the baby holder shown in FIG. 1;  
 FIG. 5 is a bottom view of the baby holder shown in FIG. 1;  
 FIG. 6 is a cross-sectional view along line 6—6 of FIG. 1;  
 FIG. 7 is a cross-sectional view along line 7—7 of FIG. 1;  
 FIG. 8 is a front view of an alternate embodiment of the design shown in FIG. 1;  
 FIG. 9 is a rear view of the baby holder shown in FIG. 8;  
 FIG. 10 is a side view of the baby holder shown in FIG. 8;  
 FIG. 11 is a top view of the baby holder shown in FIG. 8;  
 FIG. 12 is a bottom view of the baby holder shown in FIG. 8;  
 FIG. 13 is a cross-sectional view along line 13—13 of FIG. 8; and,  
 FIG. 14 is a cross-sectional view along line 14—14 of FIG. 8.  
 The broken lines shown in FIGS. 1 and 8 are understood to represent conventional stitching.



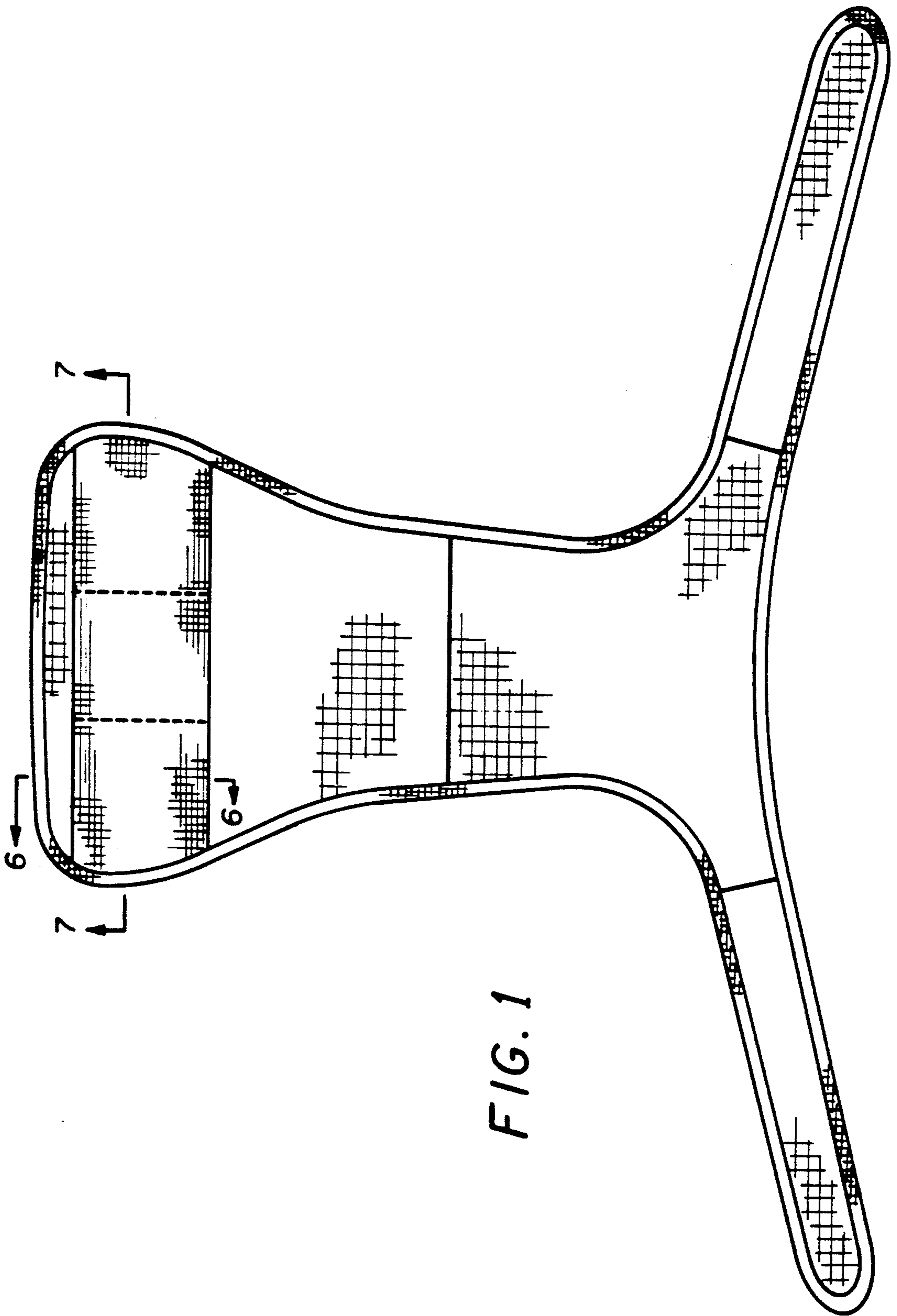


FIG. 1

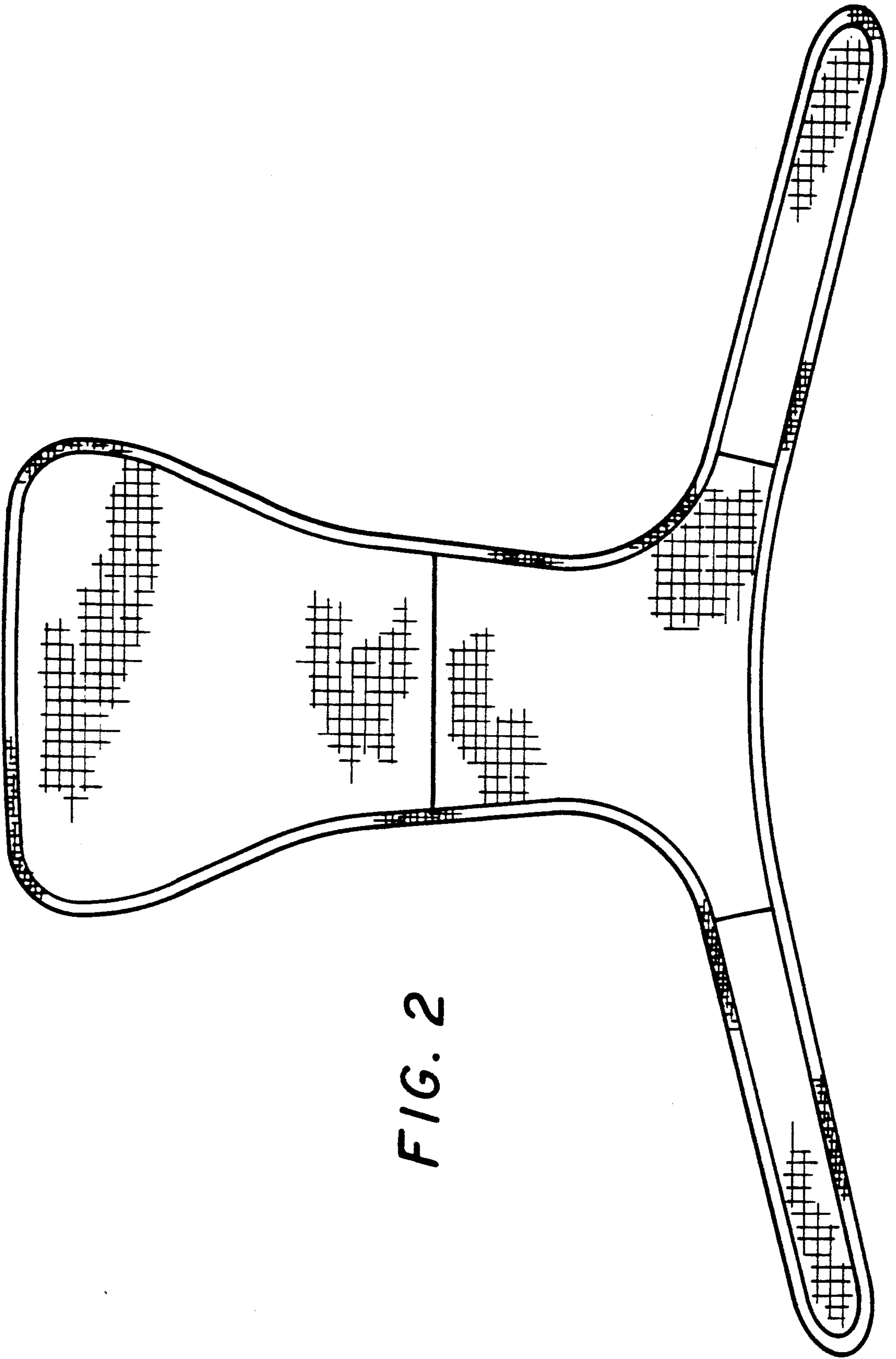


FIG. 2




*FIG. 3*



*FIG. 6*



*FIG. 10*



*FIG. 13*



FIG. 5



FIG. 4



FIG. 12



FIG. 11




FIG. 7




FIG. 14

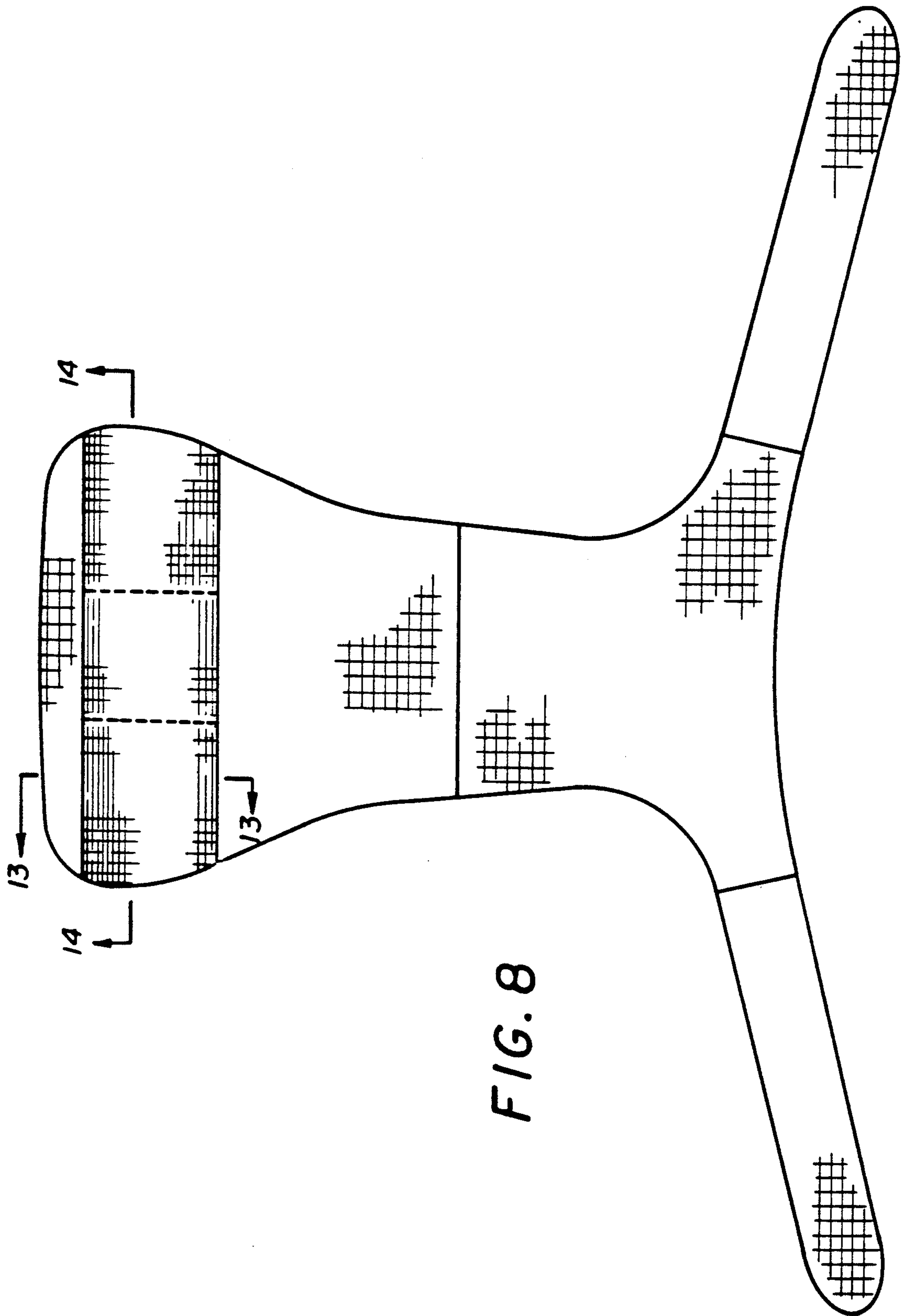


FIG. 8

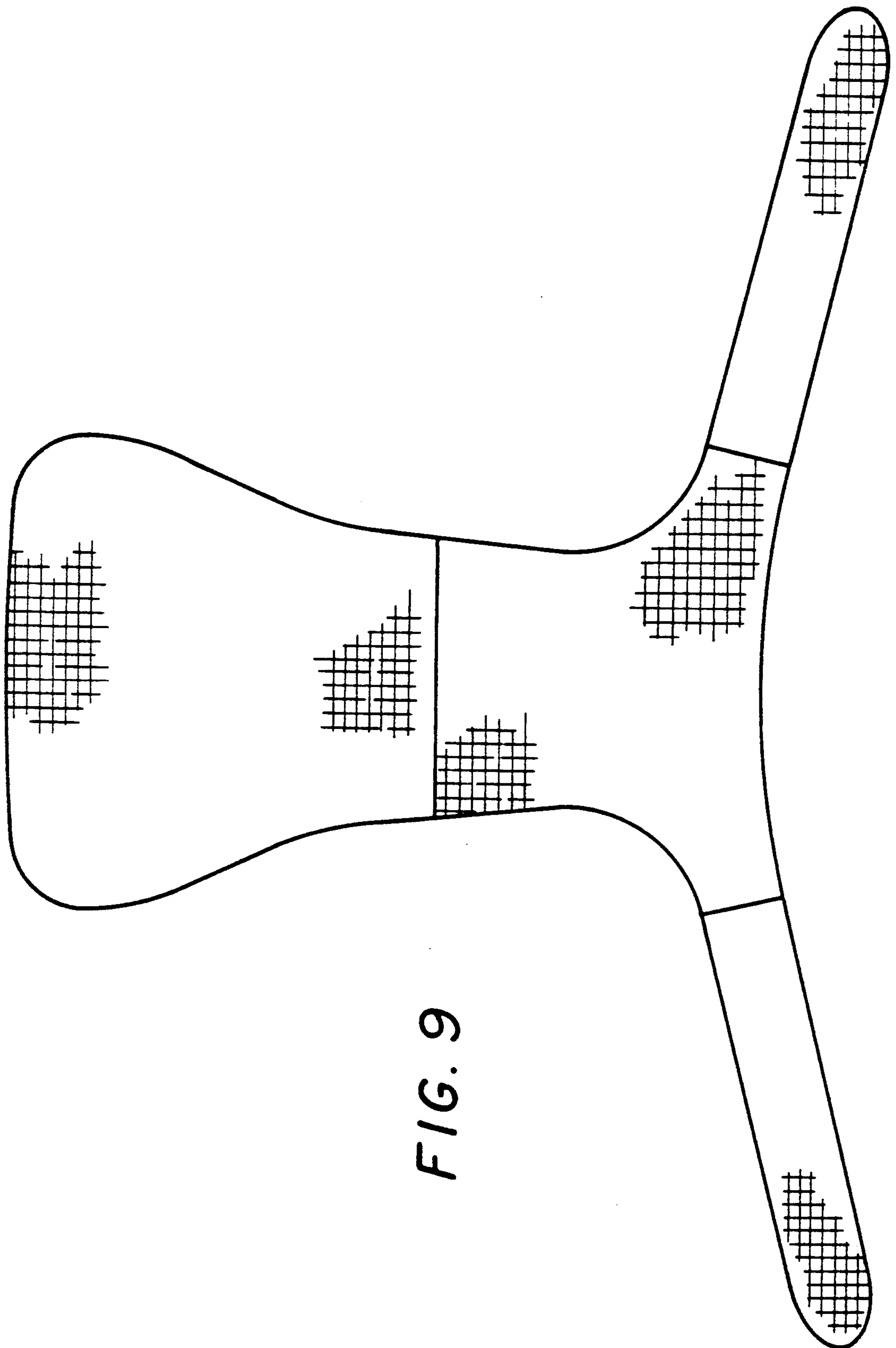


FIG. 9