



US00D342612S

**United States Patent** [19]  
**McIntyre**

[11] **Patent Number: Des. 342,612**  
[45] **Date of Patent: \*\* Dec. 28, 1993**

[54] **SHOE HANGER**

[76] **Inventor: Jonothan M. W. McIntyre, 6733 Hinds Ave., North Hollywood, Calif. 91606**

[\*\*] **Term: 14 Years**

[21] **Appl. No.: 825,162**

[22] **Filed: Jan. 24, 1992**

[52] **U.S. Cl. .... D6/315**

[58] **Field of Search ..... D6/315, 317; 211/34, 211/35; 223/85**

[56] **References Cited**

**U.S. PATENT DOCUMENTS**

D. 292,755	11/1987	Shay	.....	D6/317
D. 296,046	6/1988	Marshall	.....	D6/315
D. 297,483	9/1988	Yann-San	.....	D6/315
D. 324,781	3/1992	Uke	.....	D6/315
4,823,962	4/1989	Arias	.....	211/34

**FOREIGN PATENT DOCUMENTS**

2103081 2/1983 United Kingdom ..... 211/34

*Primary Examiner*—B. J. Bullock  
*Attorney, Agent, or Firm*—Kelly, Bauersfeld & Lowry

[57] **CLAIM**

The ornamental design for a shoe hanger, as shown and described.

**DESCRIPTION**

FIG. 1 is a front, bottom and left side perspective view of a shoe hanger embodying my new design;  
FIG. 2 is a front elevational view thereof, the rear being a mirror image and the shoe being shown in broken lines for illustrative purposes only;  
FIG. 3 is a top plan view thereof;  
FIG. 4 is a right side elevational view thereof, the left side elevational view being substantially a mirror image thereof; and,  
FIG. 5 is a bottom plan view thereof.

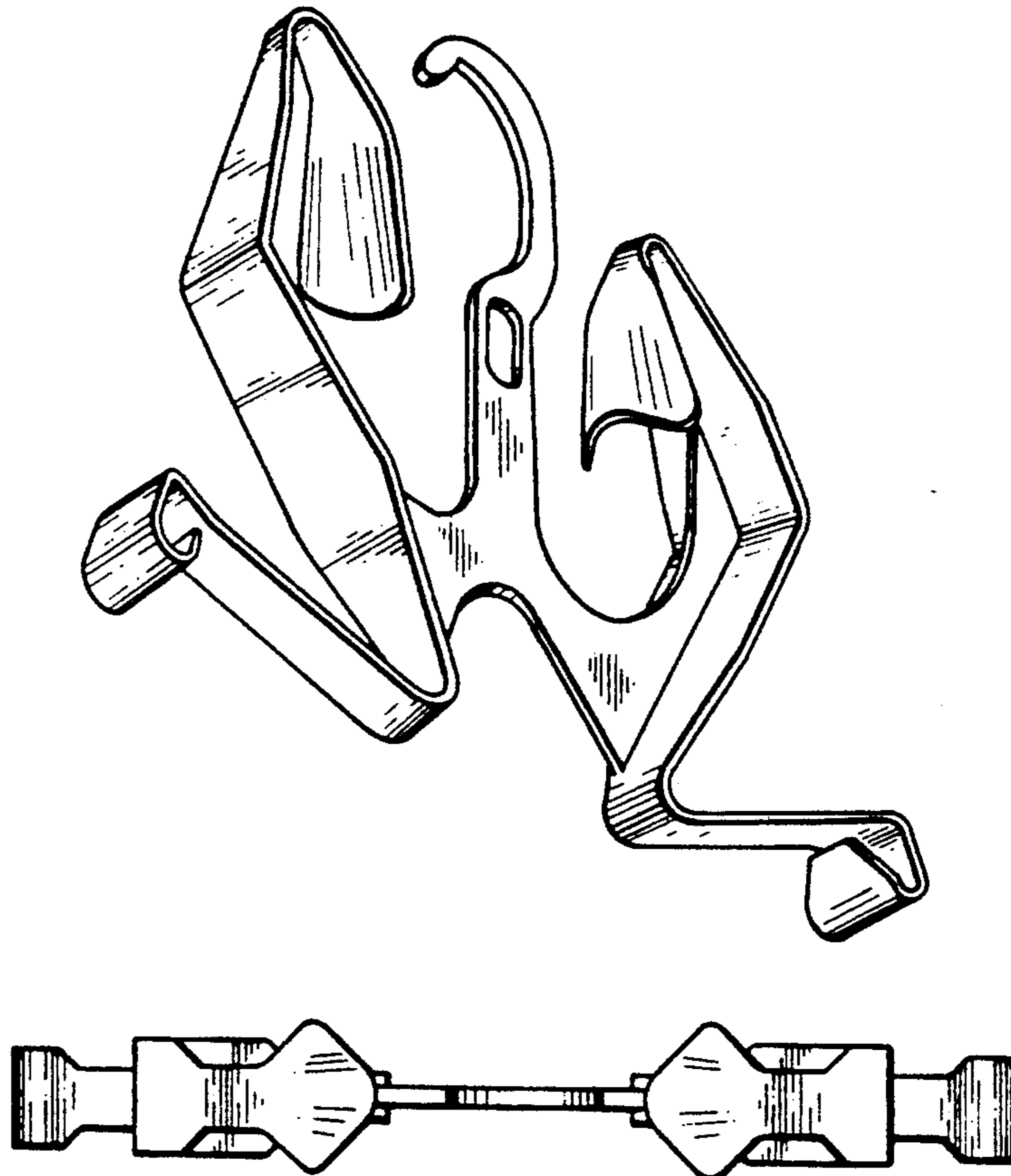


FIG. 1

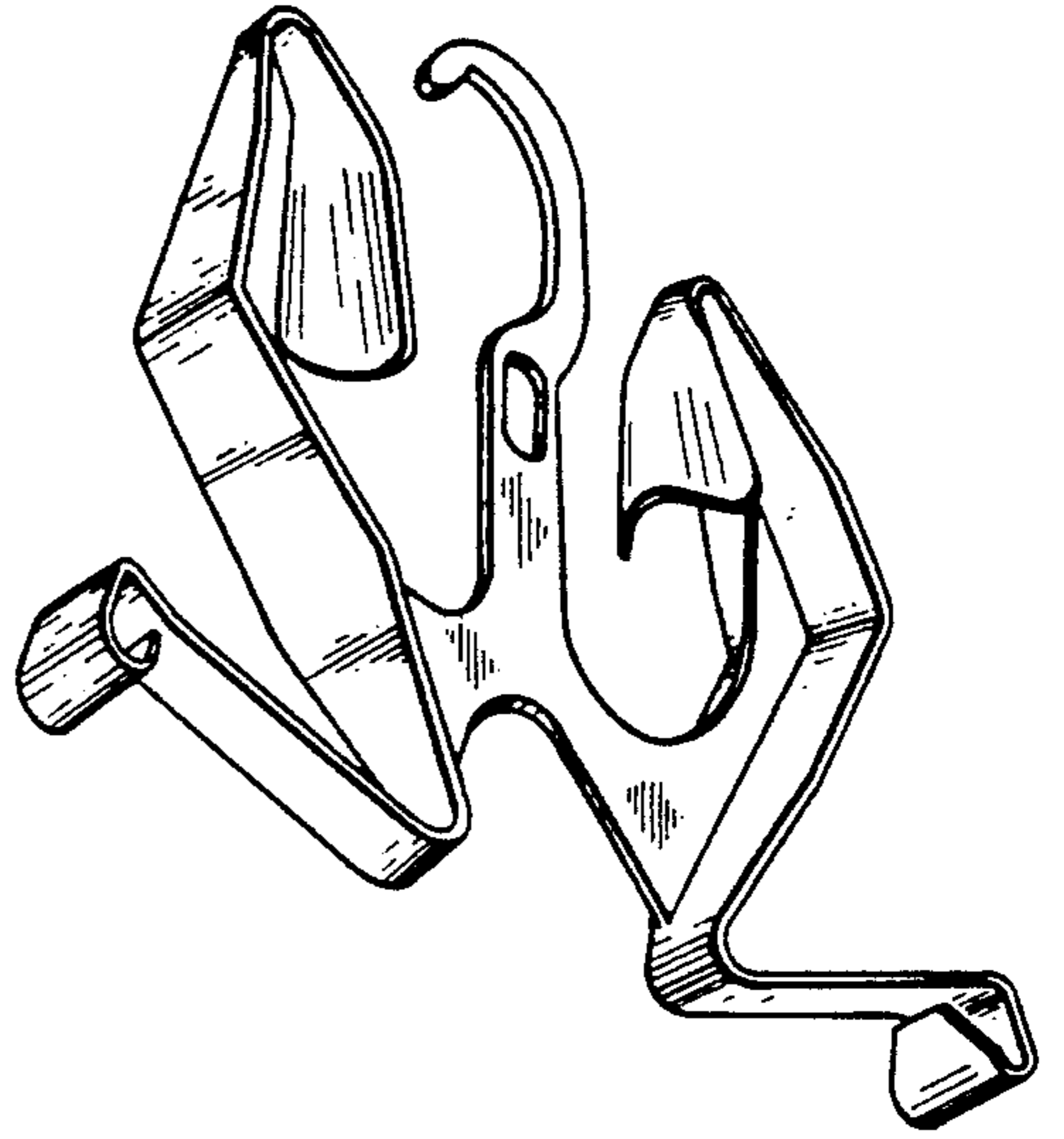


FIG. 3

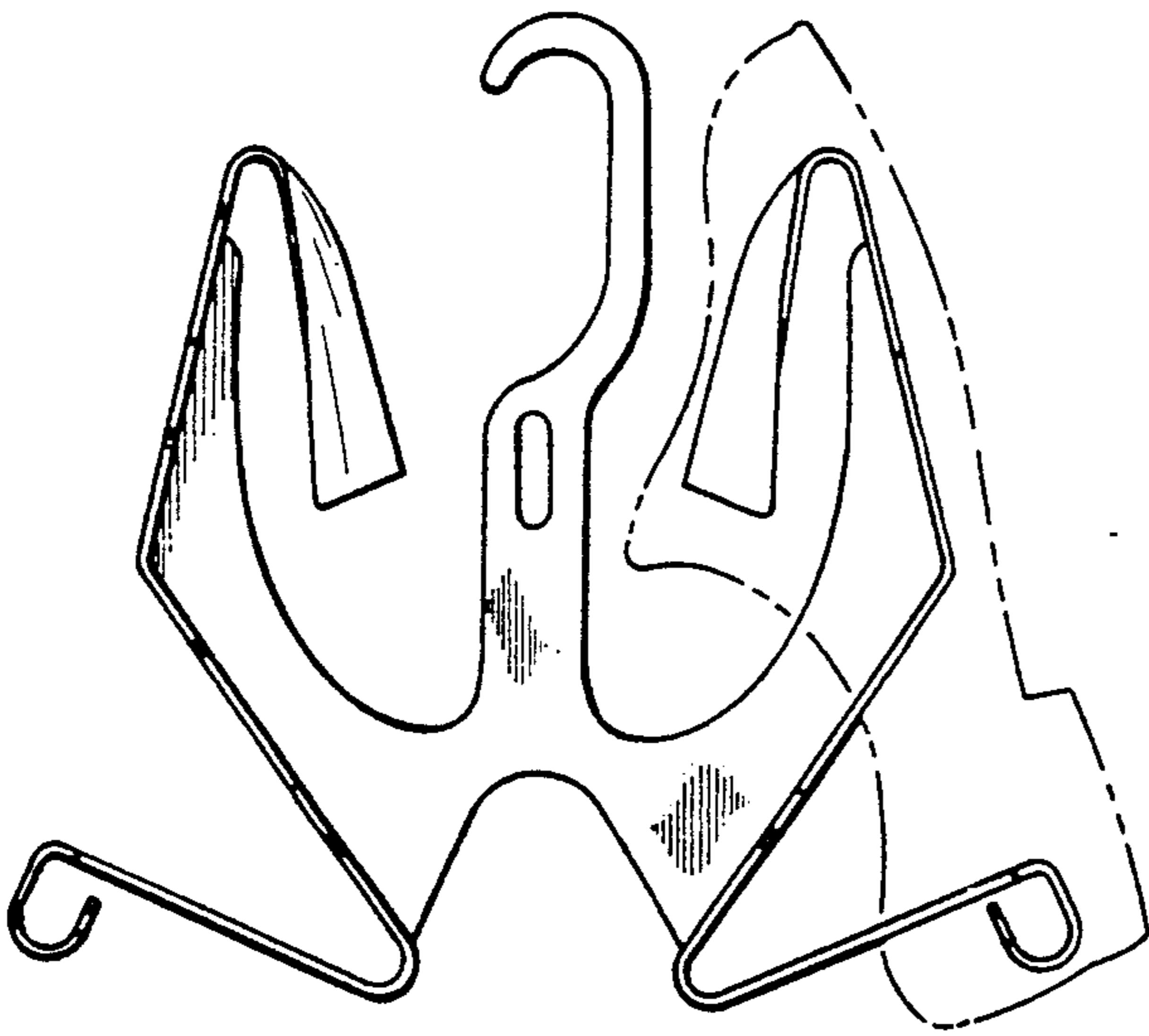


FIG. 2



FIG. 4



FIG. 5