



US00D342604S

United States Patent [19]

[11] Patent Number: **Des. 342,604**

Avar

[45] Date of Patent: **** Dec. 28, 1993**

[54] **SHOE UPPER**

[75] Inventor: **Eric P. Avar, Beaverton, Oreg.**

[73] Assignee: **Nike, Inc., Beaverton, Oreg.**

[**] Term: **14 Years**

[21] Appl. No.: **2,400**

[22] Filed: **Dec. 11, 1992**

[52] U.S. Cl. **D2/970; D2/310**

[58] Field of Search **D2/264, 265, 272, 275, D2/308-314; 36/45, 83, 84, 89, 100-107, 112-114, 132, 136**

D. 322,505	12/1991	Hatfield	D2/309 X
D. 325,809	5/1992	Close	D2/310 X
D. 325,812	5/1992	Hatfield	D2/310 X
D. 330,451	10/1992	Hatfield	D2/309 X
D. 330,626	11/1992	McDonald et al.	D2/309 X
D. 336,358	6/1993	Hatfield	D2/314
3,073,305	1/1963	Biggs, Jr. et al.	.	
3,490,450	1/1970	Gardner	.	
4,486,965	12/1984	Friton	D2/309 X
4,556,054	12/1985	Paulseth	.	
4,571,856	2/1986	Lin et al.	36/89
4,646,726	3/1987	Westin et al.	.	
4,753,229	6/1988	Sutherland	.	
4,922,630	5/1990	Robinson	36/89

[56] **References Cited**

U.S. PATENT DOCUMENTS

D. 283,173	4/1986	Malone	D2/309
D. 283,366	4/1986	Chassaing	D2/310
D. 292,241	10/1987	Selbiger et al.	D2/312 X
D. 292,945	12/1987	Selbiger et al.	D2/310 X
D. 293,500	1/1988	Tong et al.	D2/314
D. 293,848	1/1988	Brown et al.	D2/310 X
D. 295,229	4/1988	Brown et al.	.	
D. 295,578	5/1988	Tong	.	
D. 296,036	6/1988	Le	D2/278 X
D. 296,723	7/1988	Diaz	.	
D. 297,069	8/1988	Le	.	
D. 300,282	3/1989	Brown et al.	.	
D. 301,935	7/1989	Jonah	D2/309
D. 304,877	12/1989	Miller	.	
D. 309,823	8/1990	Kilgore et al.	.	
D. 315,055	3/1991	Rogers et al.	.	
D. 316,174	4/1991	Hatfield	.	
D. 318,945	8/1991	Hatfield	.	
D. 319,918	9/1991	Hatfield	.	
D. 320,883	10/1991	Aveni	.	
D. 321,085	10/1991	Rogers	.	

Primary Examiner—Louis S. Zarfaz
Attorney, Agent, or Firm—Banner, Birch, McKie & Beckett

[57] **CLAIM**

The ornamental design for a shoe upper, as shown and described.

DESCRIPTION

FIG. 1 is an elevational view of one side of a shoe upper showing my new design;
FIG. 2 is an elevational view of the other side of a shoe upper as shown in FIG. 1;
FIG. 3 is a front elevational view of a shoe upper as shown in FIG. 1;
FIG. 4 is a rear elevational view of a shoe upper as shown in FIG. 1; and,
FIG. 5 is a top plan view thereof.
The broken line showing of a shoe sole in FIGS. 1-4 is for illustrative purposes and forms no part of the claimed design.

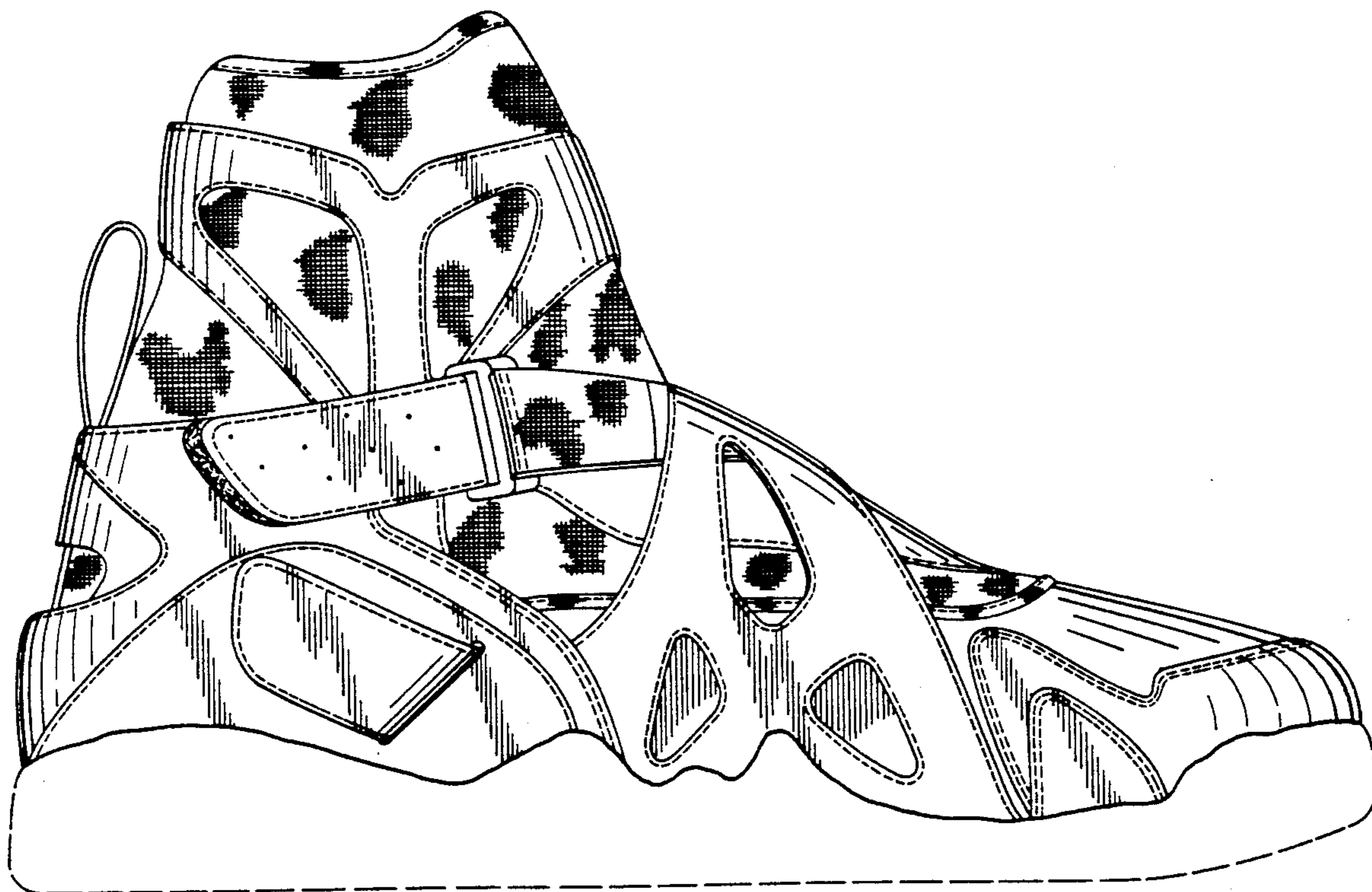
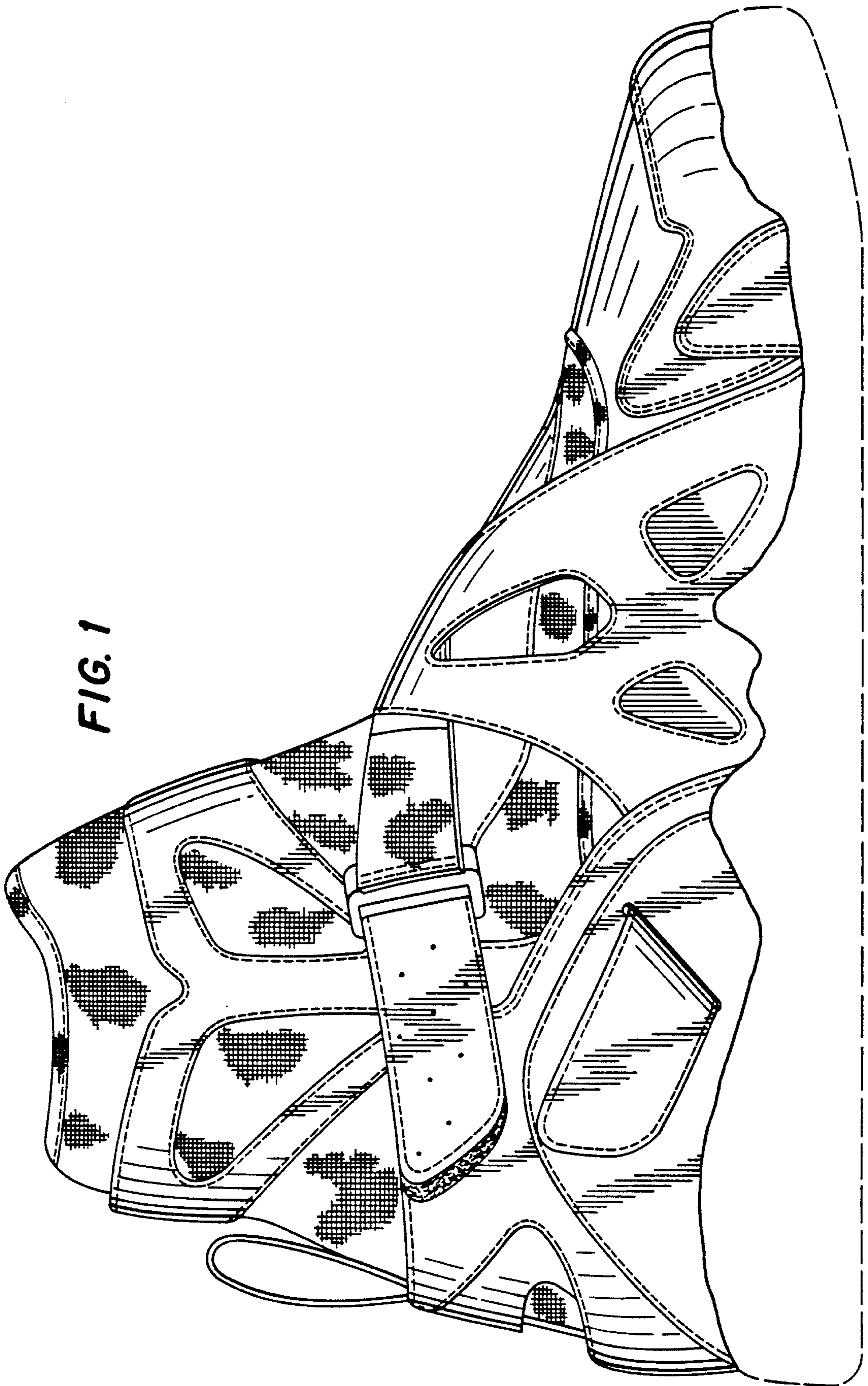


FIG. 1



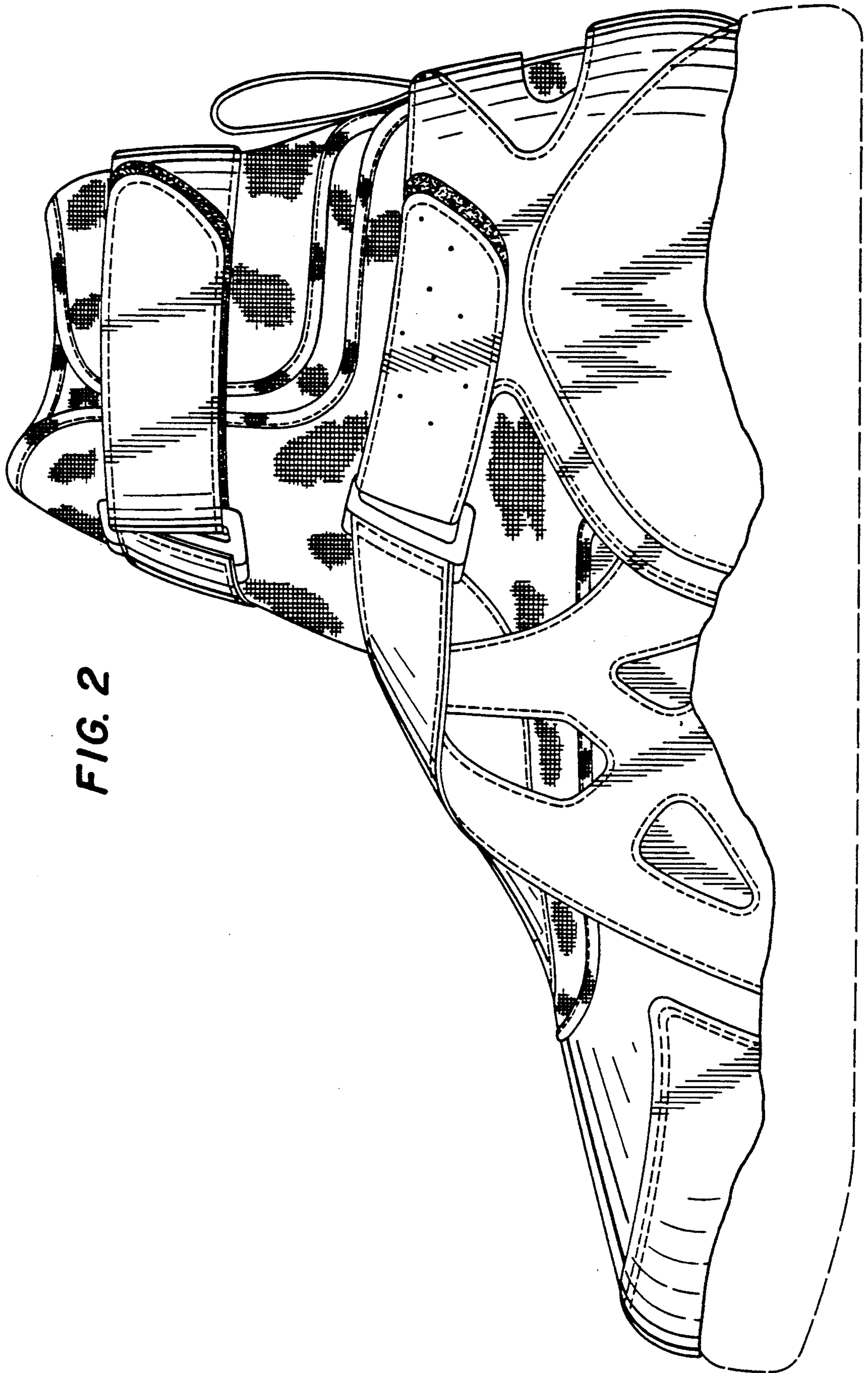


FIG. 2

FIG. 4

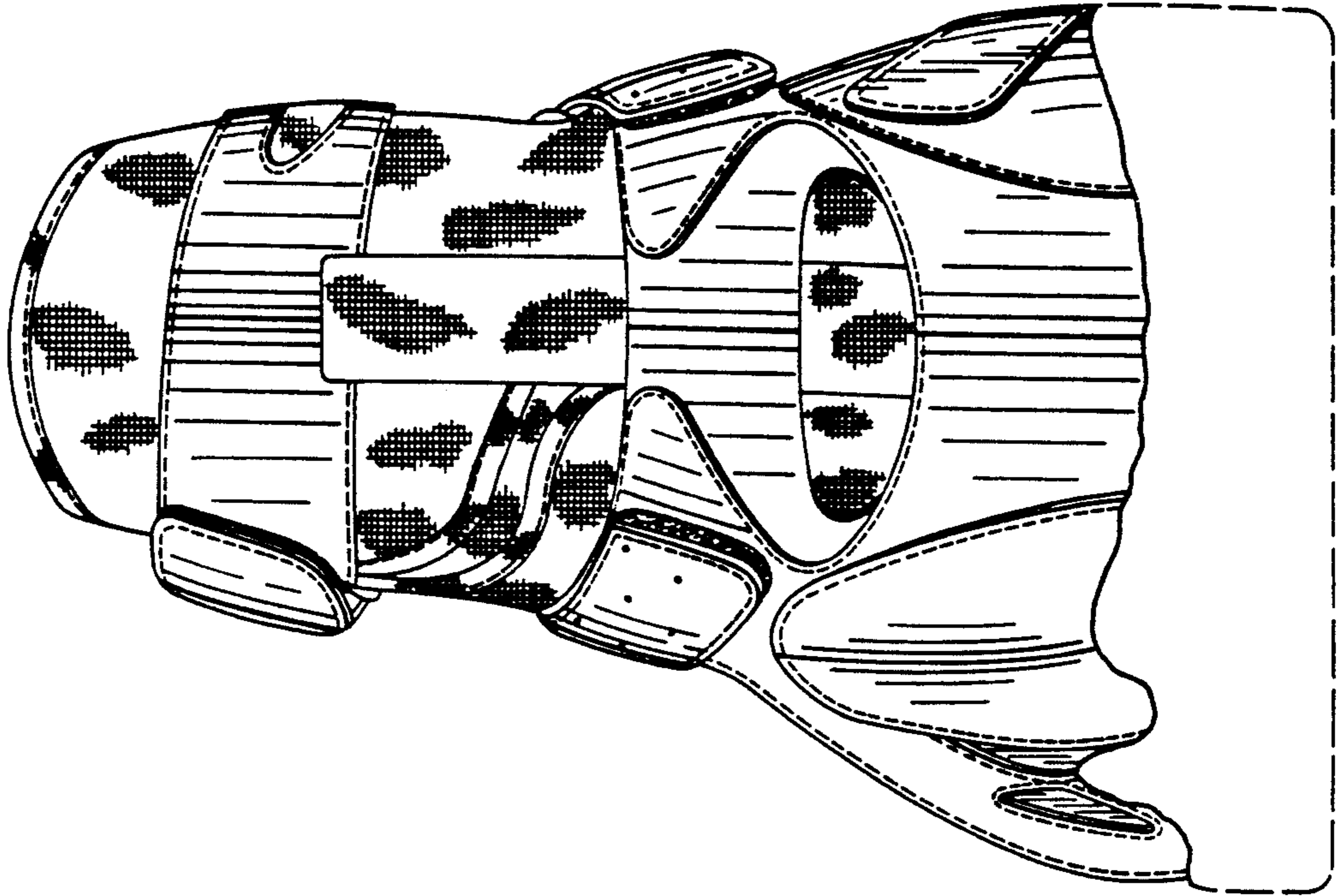


FIG. 3

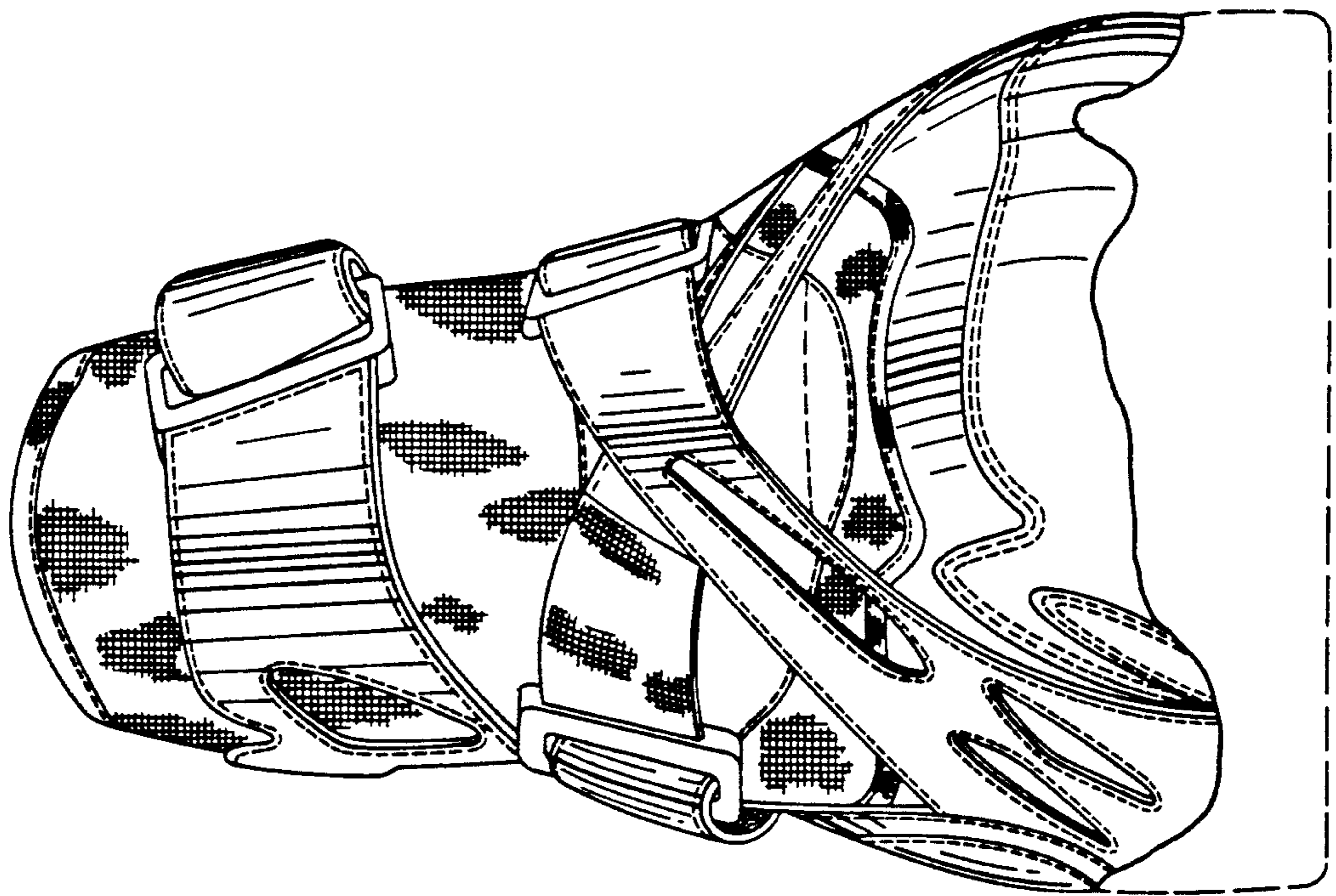


FIG. 5

