



US00D342601S

United States Patent [19]

[11] Patent Number: **Des. 342,601**

Kilgore et al.

[45] Date of Patent: **** Dec. 28, 1993**

- [54] **MIDSOLE OF A SHOE**
- [75] Inventors: **Bruce Kilgore, Lake Oswego; Nancy Dalton, Portland, both of Oreg.**
- [73] Assignee: **Nike, Inc., Beaverton, Oreg.**
- [**] Term: **14 Years**
- [21] Appl. No.: **857,800**
- [22] Filed: **Mar. 26, 1992**
- [52] U.S. Cl. **D2/977**
- [58] Field of Search **D2/264, 265, 308-314, D2/317-323; 36/28, 29, 45, 83, 84, 89, 100-107, 112-114, 132, 136, 30 R**

- 4,817,304 4/1989 Parker et al. 36/114
- 4,918,841 4/1990 Turner et al. 36/114

OTHER PUBLICATIONS

- Spring 1990 Nike Catalog, p. 84.
- Fall 1990 Nike Catalog, p. 56.
- Fall 1992, Nike Catalog, pp. 10, 8.
- Spring 1992, Nike Catalog, pp. 24,22,12.
- Spring 1991 Nike Catalog, pp. 80,36.
- Fall 1991 Nike Catalog, pp. 16, 12, 8.
- Fall 1989 Nike Catalog, pp. 72,28,22.
- Spring 1989 Nike Catalog pp. 78,30,10.

Primary Examiner—Louis S. Zarfaz
Attorney, Agent, or Firm—Banner, Birch, McKie & Beckett

[56] References Cited

U.S. PATENT DOCUMENTS

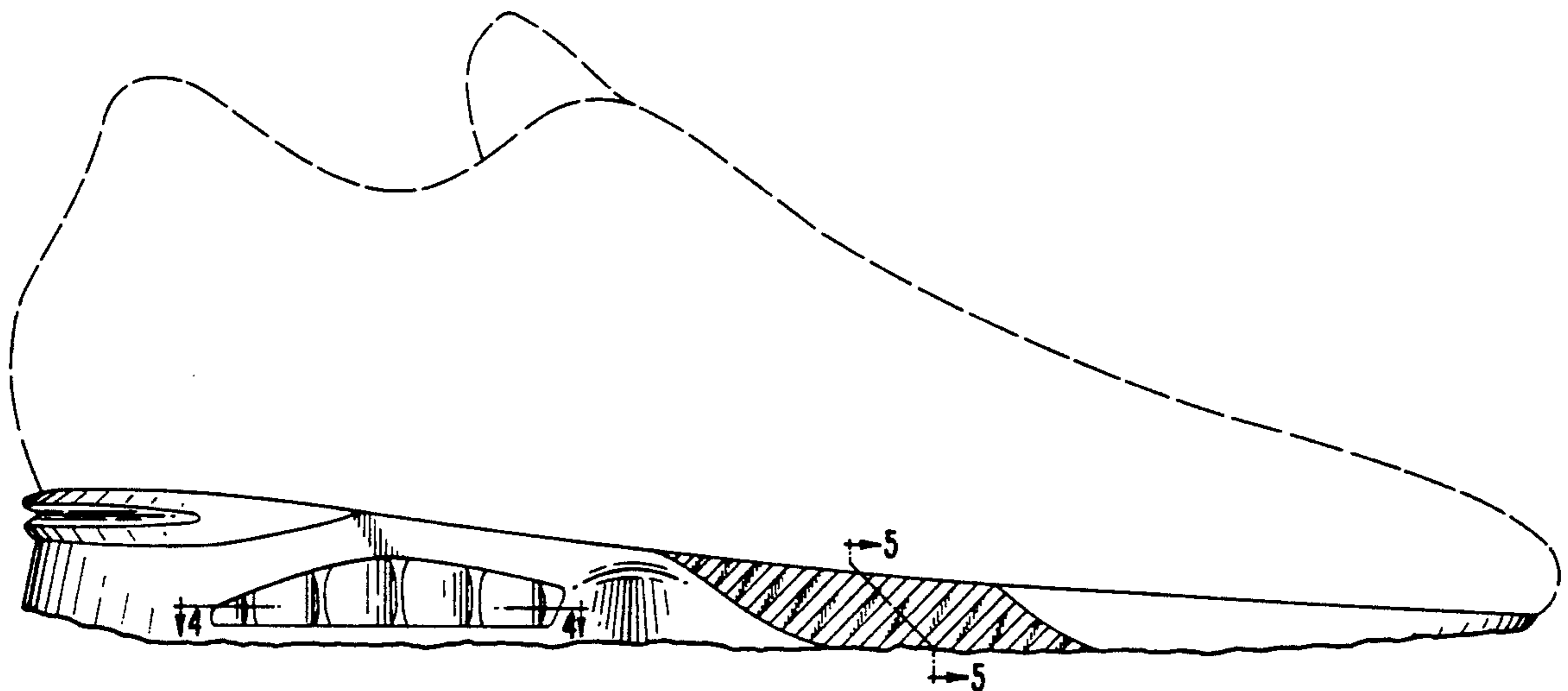
- D. 249,748 10/1978 Kitamura D2/309
- D. 256,067 7/1980 Hagg et al. D2/322
- D. 257,699 12/1980 Famolare, Jr. D2/319
- D. 290,423 6/1987 Peterson D2/318
- D. 294,656 3/1988 Liggett et al. D2/320
- D. 296,152 6/1988 Selbiger D2/320
- D. 296,724 7/1988 Peterson D2/320
- D. 311,810 11/1990 Hatfield D2/320
- D. 311,989 11/1990 Parker et al. D2/319
- D. 312,918 12/1990 Aveni D2/314
- D. 315,442 3/1991 Kilgore et al. D2/320
- D. 316,324 4/1991 Rogers D2/320
- D. 317,076 5/1991 Skinner D2/319
- D. 321,974 12/1991 Hatfield D2/320
- D. 322,711 12/1991 Hatfield D2/314
- D. 323,418 1/1992 Hatfield D2/314
- D. 324,294 3/1992 Hatfield D2/314
- D. 325,289 4/1992 Aveni D2/319 X
- D. 325,462 4/1992 Rogers D2/314
- D. 329,941 10/1992 Hatfield D2/320
- 4,236,326 12/1980 Inohara 36/29
- 4,439,936 4/1984 Clarke et al. 36/102
- 4,658,514 4/1987 Shin 36/30 R

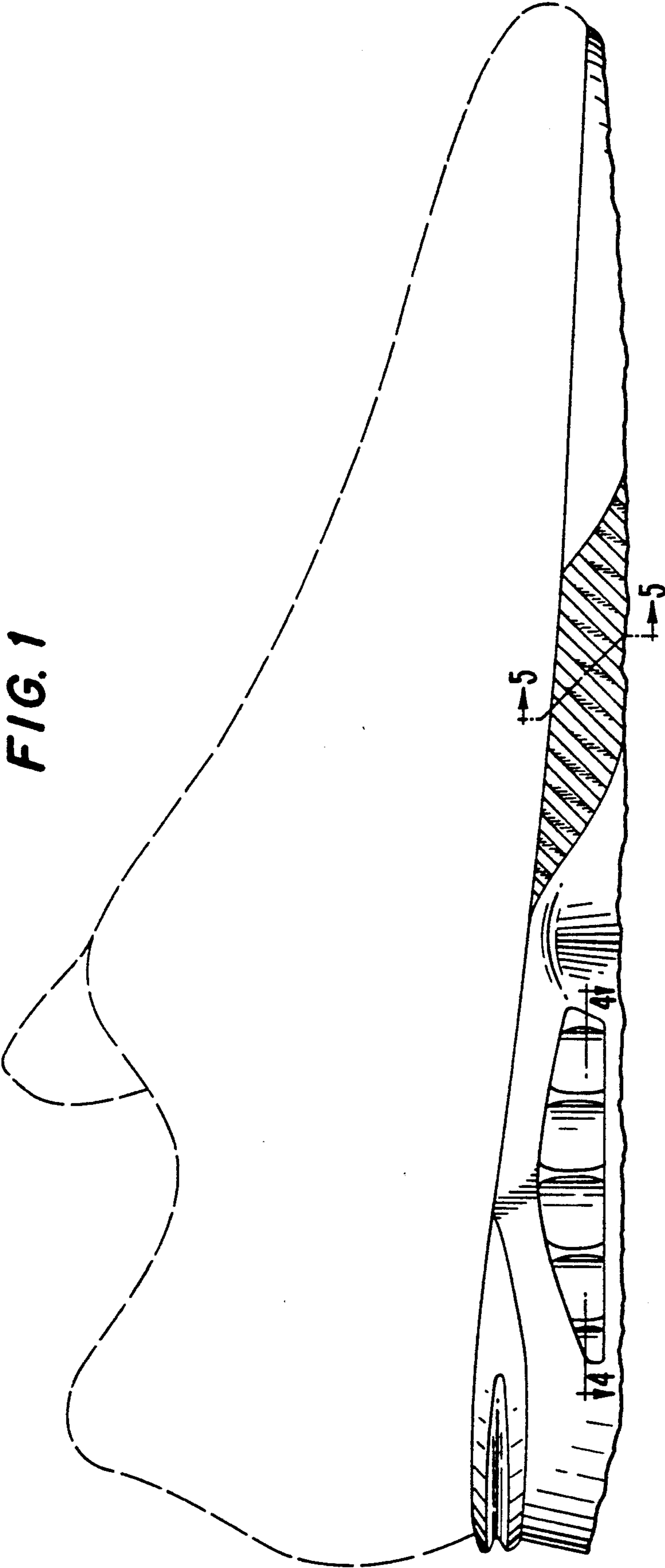
[57] CLAIM

The ornamental design for a midsole of a shoe, as shown and described.

DESCRIPTION

FIG. 1 is a side elevational view of a midsole of a shoe showing my new design;
 FIG. 2 is a side elevational view of the other side of the midsole of a shoe;
 FIG. 3 is a rear elevational view of the midsole of a shoe;
 FIG. 4 is a cross sectional view taken through line 4—4 of FIG. 1;
 FIG. 5 is a cross sectional view taken along line 5—5 of FIG. 1;
 FIG. 6 is a front elevational view of a midsole of a shoe; and,
 FIG. 7 is a cross sectional view taken along line 7—7 of FIG. 2.
 The broken line showing the sole and upper portion of the shoe in FIGS. 1,2,3 and 6 are for illustrative purposes and form no part of the claimed design.





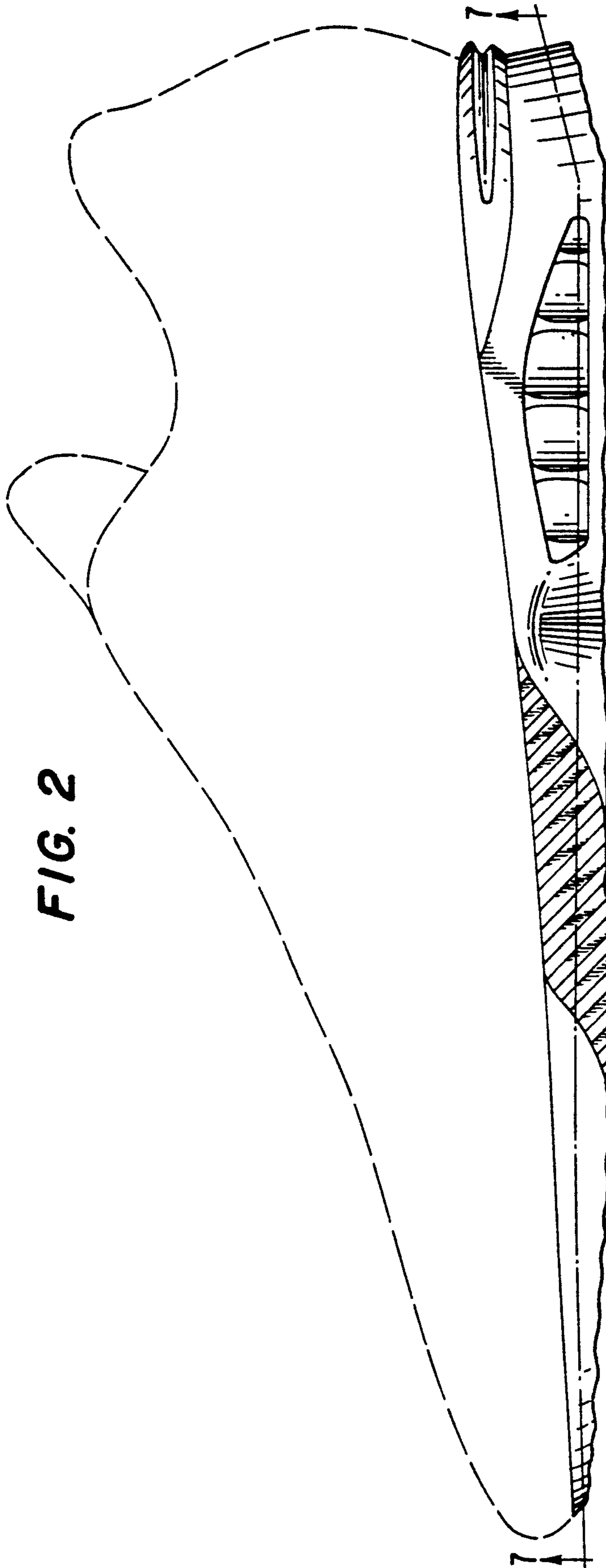


FIG. 4



FIG. 5



FIG. 3

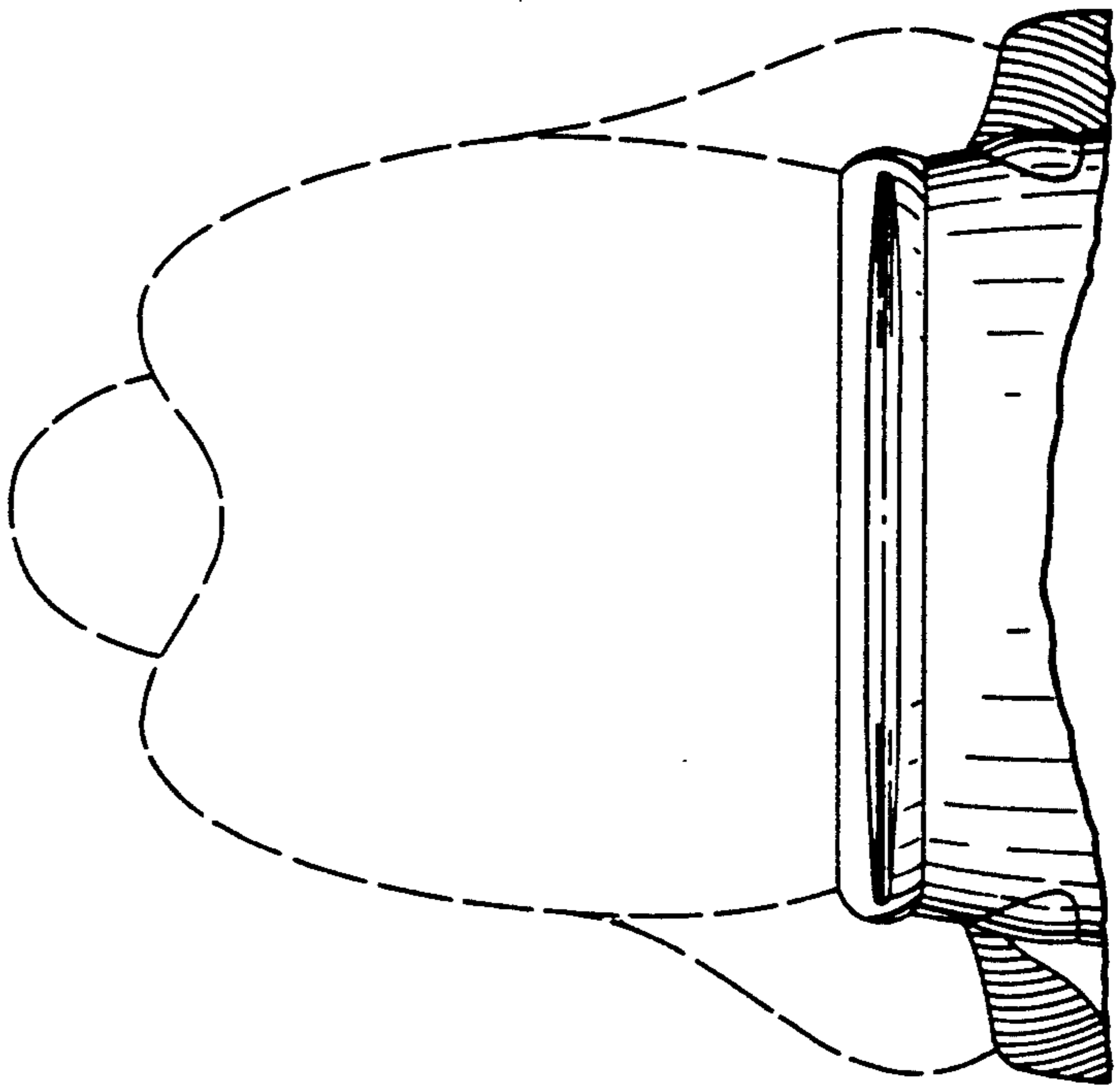


FIG. 6

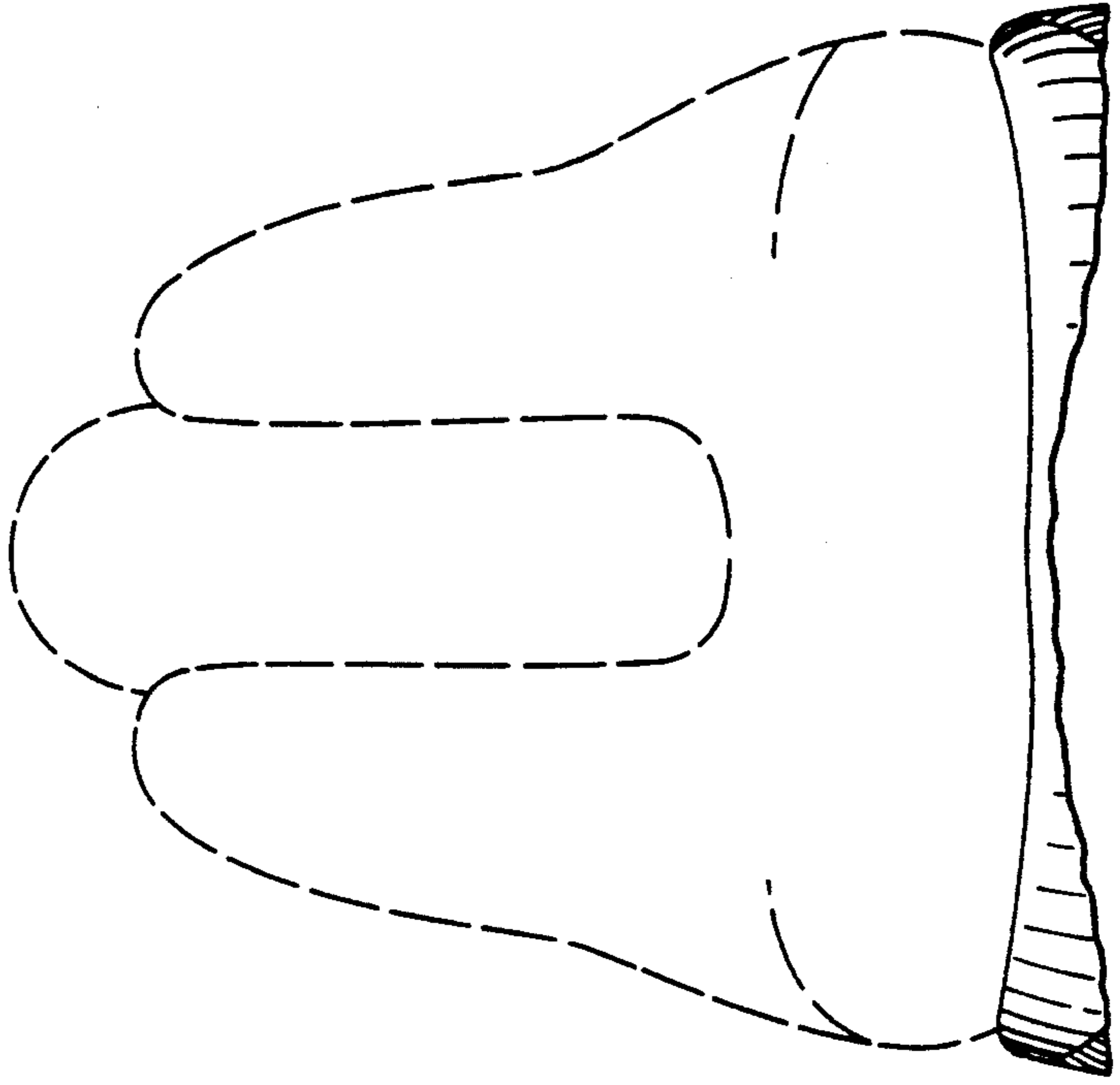


FIG. 7

