



US00D342587S

# United States Patent [19]

[11] Patent Number: **Des. 342,587**

Bransky et al.

[45] Date of Patent: **\*\* Dec. 21, 1993**

## [54] BIRD FEEDER

[75] Inventors: **Jeffrey D. Bransky**, Clarendon Hills;  
**Kenneth L. Sanderson**, Elgin, both of Ill.

[73] Assignee: **Duraco Products, Inc.**, Streamwood, Ill.

[\*\*] Term: **14 Years**

[21] Appl. No.: **851,768**

[22] Filed: **Mar. 16, 1992**

[52] U.S. Cl. .... **D30/124**

[58] Field of Search ..... 119/52.2, 61, 521, 53,  
119/57.8, 57.9, 69.5, 52.3; D30/121-128

## [56] References Cited

### U.S. PATENT DOCUMENTS

D. 181,625	12/1957	Briggs et al. ....	D30/124
D. 231,743	6/1974	Nudd .....	D30/124
D. 274,013	5/1984	Jun .....	119/57.8
D. 278,169	3/1985	Cargile, Jr. ....	D30/124
D. 278,372	4/1985	Hartwick .....	D30/124
D. 290,414	6/1987	Gerber .....	D30/128
D. 334,636	4/1993	Honeycutt .....	D30/124
3,126,870	3/1964	Matthew .....	119/57.9
4,362,126	12/1982	Ellerstorfer et al. ....	119/69.5

### FOREIGN PATENT DOCUMENTS

14926	8/1897	Switzerland .....	119/69.5
0113159	2/1918	United Kingdom .....	119/61
0444041	3/1936	United Kingdom .....	119/69.5
2124878	2/1984	United Kingdom .....	119/57.8

## OTHER PUBLICATIONS

Rubbermaid Inc. Product Sheet; Jan. 1988; No. 3418 Window Bird Feeder.

Wintherthur Catalog, Winter 1990-1991; p. 26 item B-#986 Birdfeeder.

Popular Mechanics; Nov. 1939; p. 764; Birdfeeder.

Old Village Shop Catalog; p. 42; item C-G459388 Bird Feeder with thermometer.

The Blarney Gift Catalog; Blarney Woolen Mills Co.; item No. 152601-Wild Bird Window Habitat.

Duncraft For the Birds Catalog; p. 6; item No. 763 Hanging Classic Globe Feeder; p. 18-item 735CS Windowpane Feeder.

Duncraft Autumn Berries 1991; p. 8, item 350 Cling--a-Wing Porthole Feeder.

Duncraft for the birds catalog; Spring 1980; p. 25 item B No. GS11 Feeder & p. 11, item No. 739 The Sideshow Feeder.

*Primary Examiner*—A. Hugo Word

*Assistant Examiner*—Cathy Anne MacCormac

*Attorney, Agent, or Firm*—John L. Schmitt

## [57] CLAIM

The ornamental design for a bird feeder, as shown and described.

## DESCRIPTION

FIG. 1 is a perspective view of a bird feeder, showing our new design;  
FIG. 2 is a front elevational view thereof;  
FIG. 3 is a side elevational view thereof the opposite side is identical to the side shown;  
FIG. 4 is a top plan view thereof; and,  
FIG. 5 is a bottom plan view thereof.

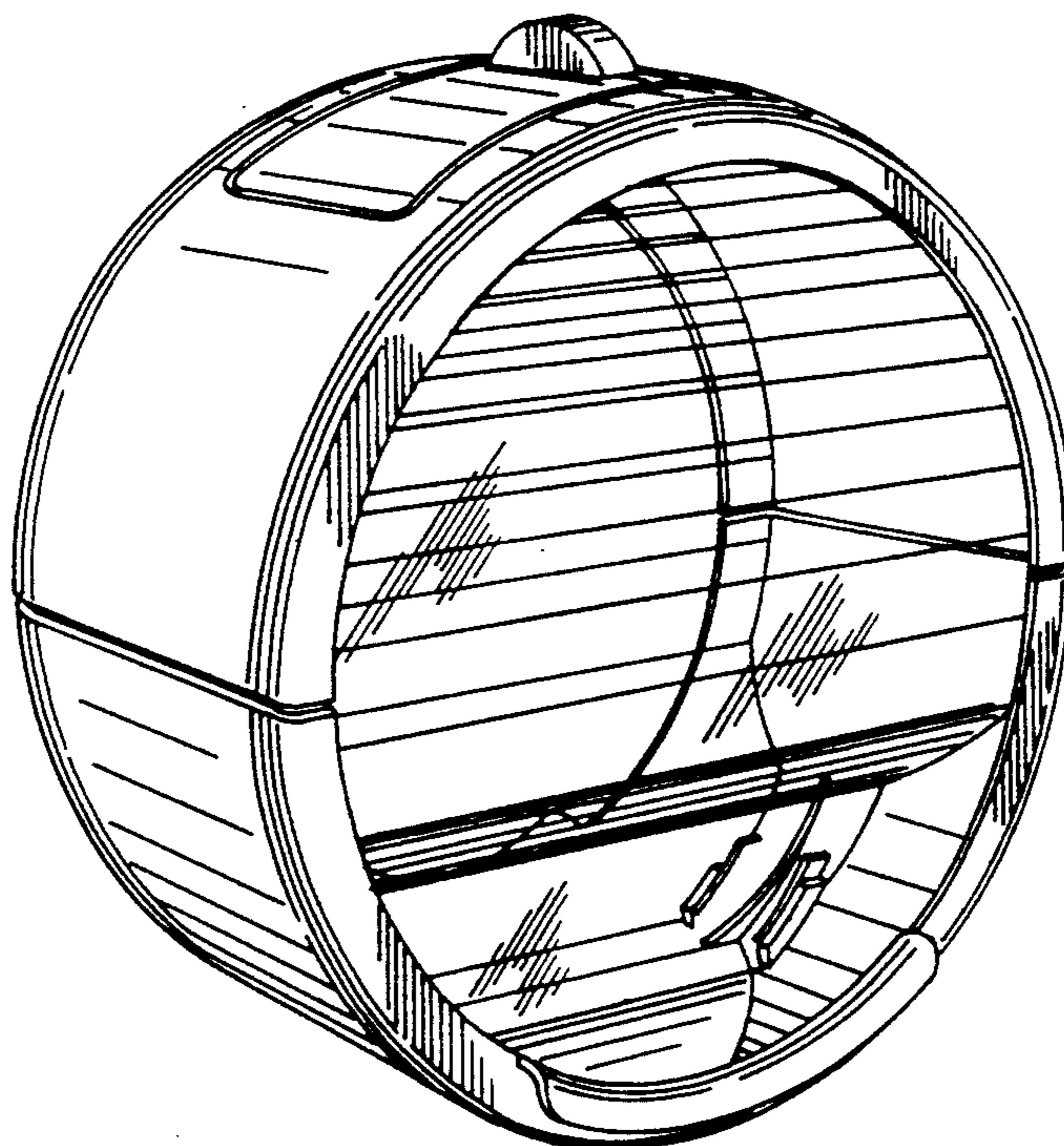


FIG. 2

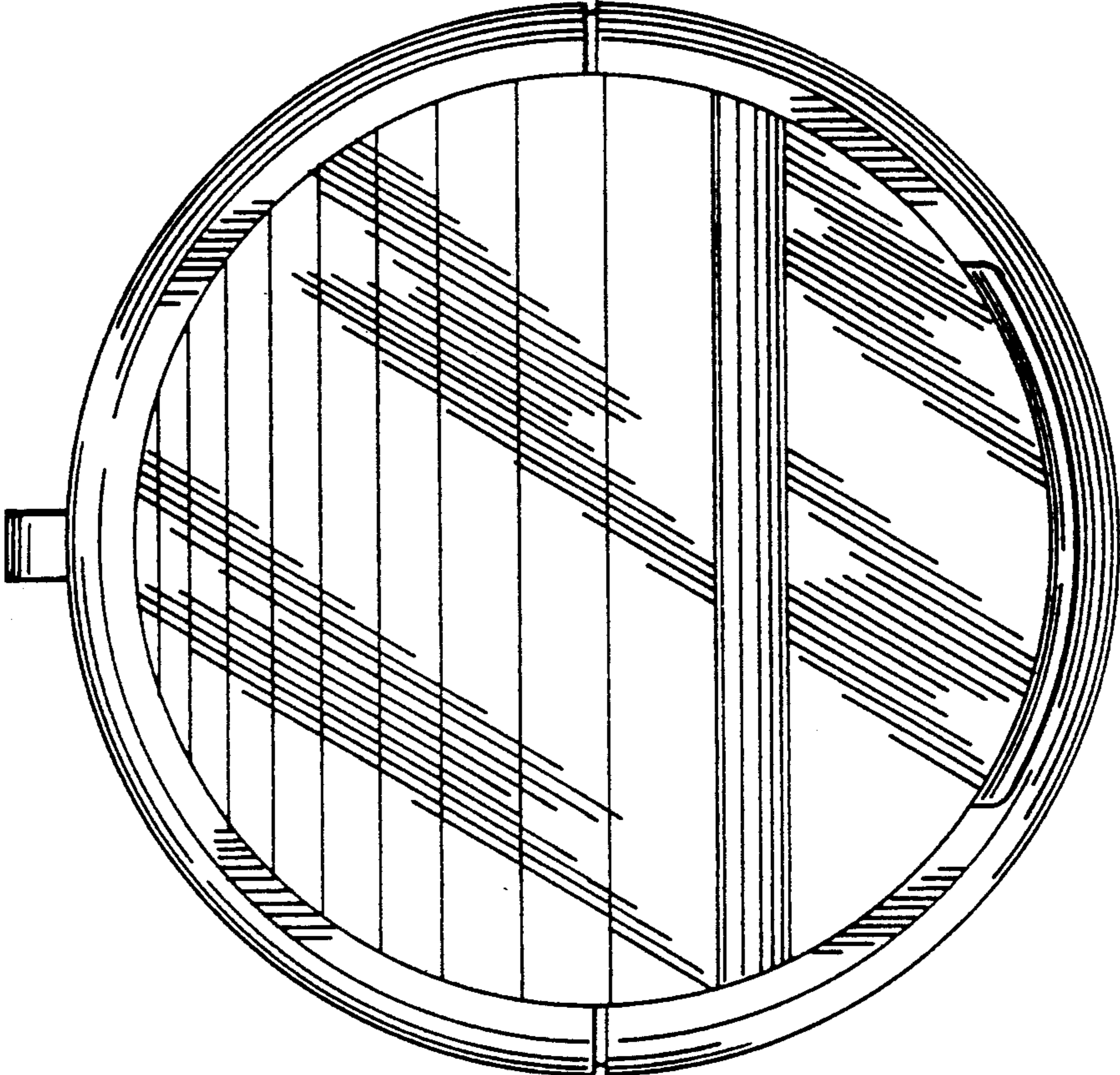


FIG. 1

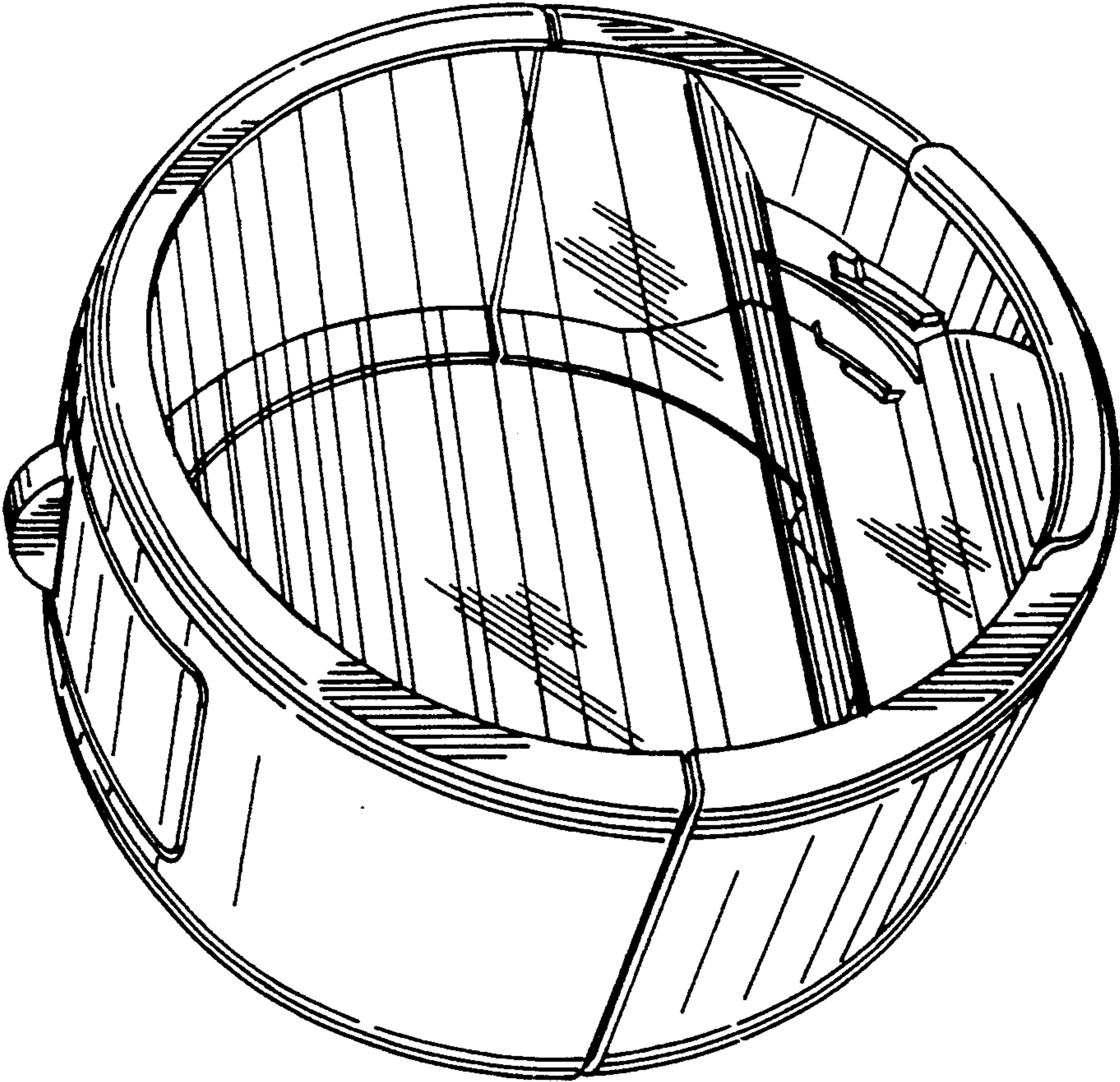




FIG.4

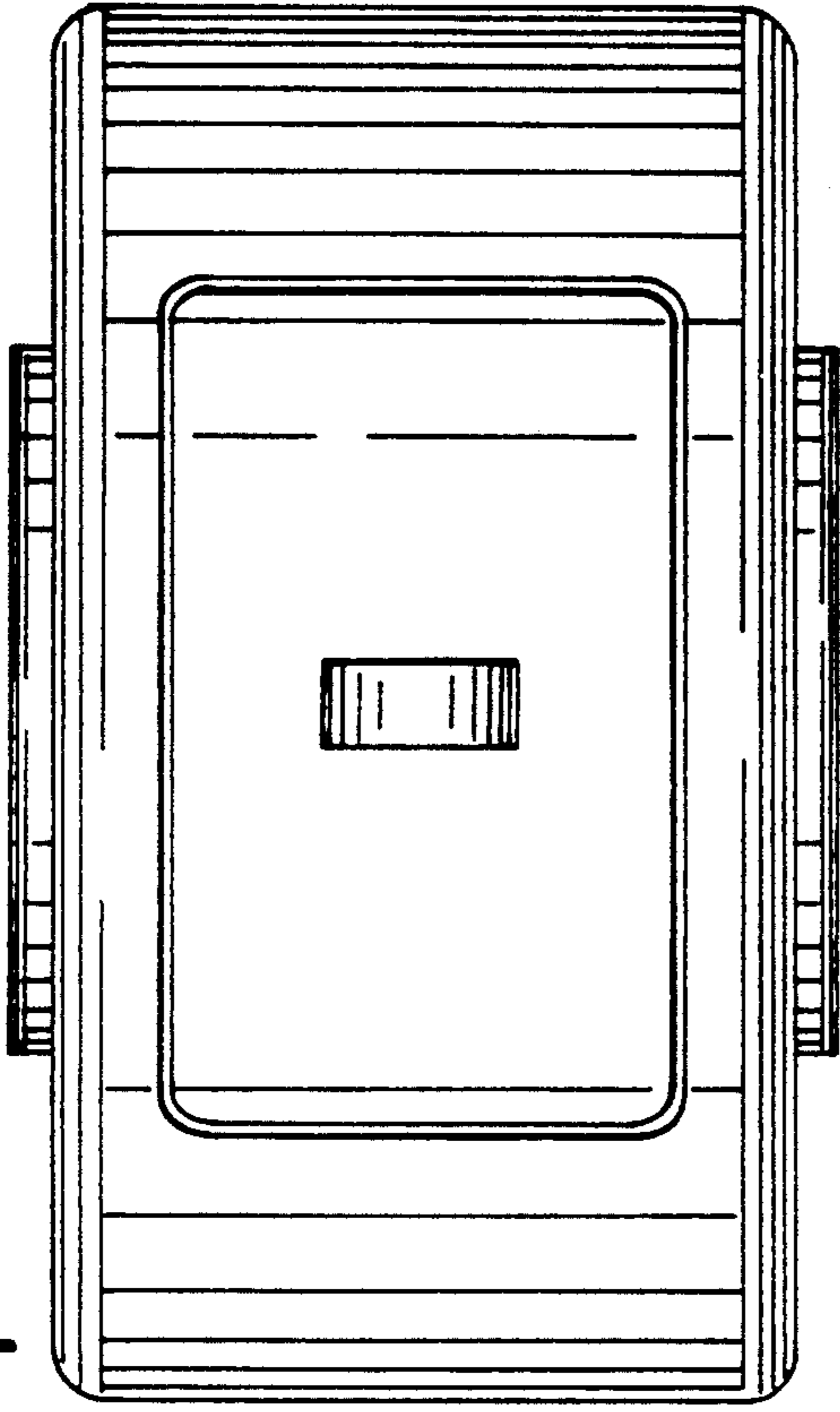


FIG.5

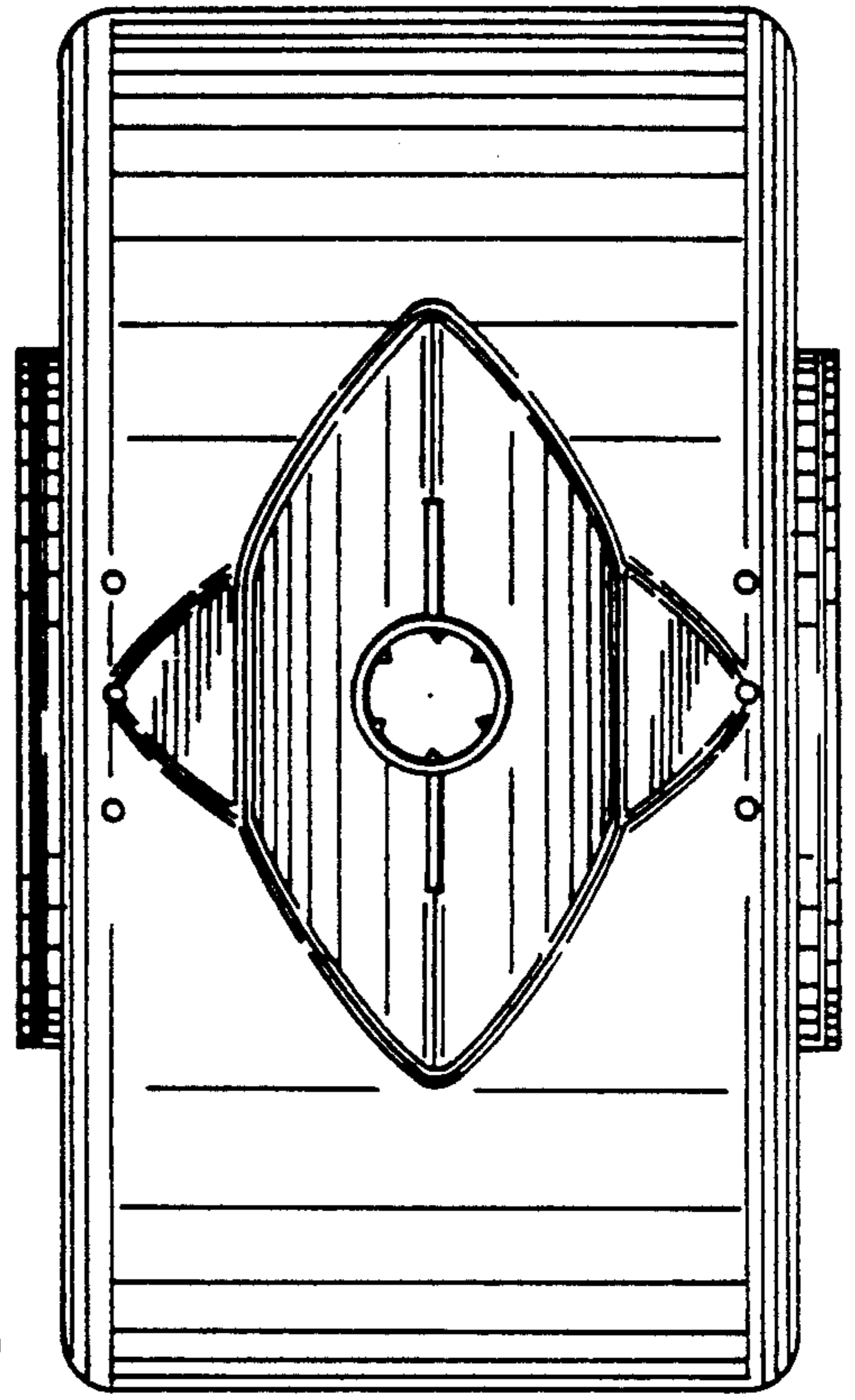


FIG.3

