



US00D342563S

**United States Patent** [19]  
**Tukiendorf**

[11] **Patent Number: Des. 342,563**  
[45] **Date of Patent: \*\* Dec. 21, 1993**

[54] **UNIVERSAL LONG-GUN SLING**  
[76] **Inventor: Bogdan Tukiendorf, Highway 14  
East, Richland Center, Wis. 53581**  
[\*\*] **Term: 14 Years**  
[21] **Appl. No.: 716,324**  
[22] **Filed: Jun. 17, 1991**  
[52] **U.S. Cl. .... D22/108; D3/36;  
D3/38**  
[58] **Field of Search ..... D22/108; D3/36, 38,  
D3/101, 104, 105; 224/901, 913, 917, 268, 250,  
257, 258, 202, 205, 150, 140, 264; 294/157, 147;  
280/814, 815**

4,562,945 1/1986 Erlandson ..... 224/150  
4,691,852 9/1987 Phelps ..... 224/150  
4,768,689 9/1988 Davis ..... 224/150 X  
4,863,083 9/1989 Chen ..... 224/917  
4,911,347 3/1990 Wilhite ..... 224/202 X  
4,984,724 1/1991 Johnston ..... 224/205 X

*Primary Examiner*—A. Hugo Word  
*Assistant Examiner*—Doris V. Coles  
*Attorney, Agent, or Firm*—Keith Schoff

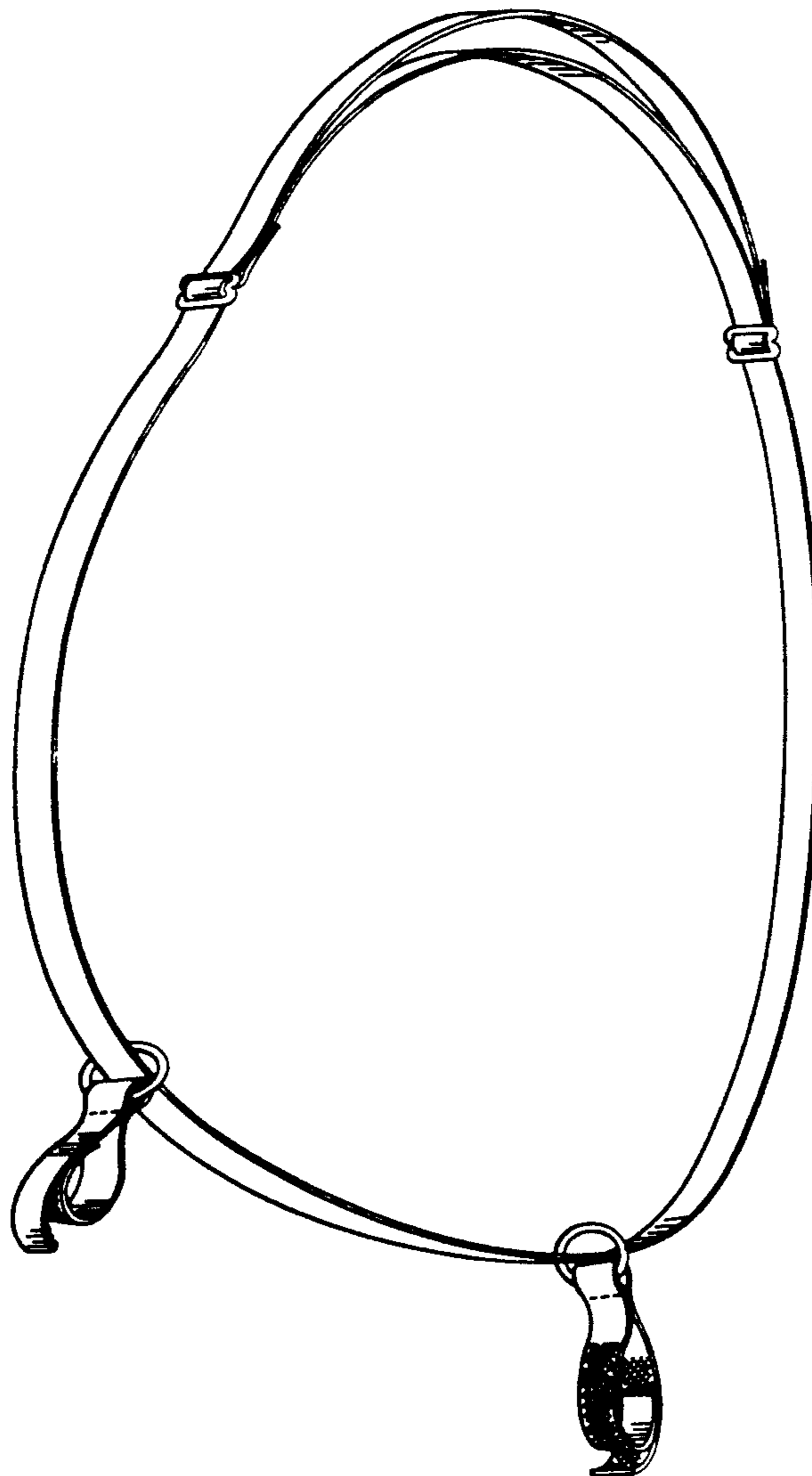
[57] **CLAIM**

The ornamental design for a universal long-gun sling, as shown and described.

**DESCRIPTION**

FIG. 1 is a perspective view of a universal long-gun sling showing my new design;  
FIG. 2 is a top plan view, the bottom plan view being a mirror image; and,  
FIG. 3 is a side elevational view, the opposite side being essentially a mirror image.

[56] **References Cited**  
**U.S. PATENT DOCUMENTS**  
3,081,923 3/1963 Bagby ..... 224/913 X  
3,187,967 6/1965 Somple ..... 224/913 X  
4,249,686 2/1981 Morwood ..... 224/913 X



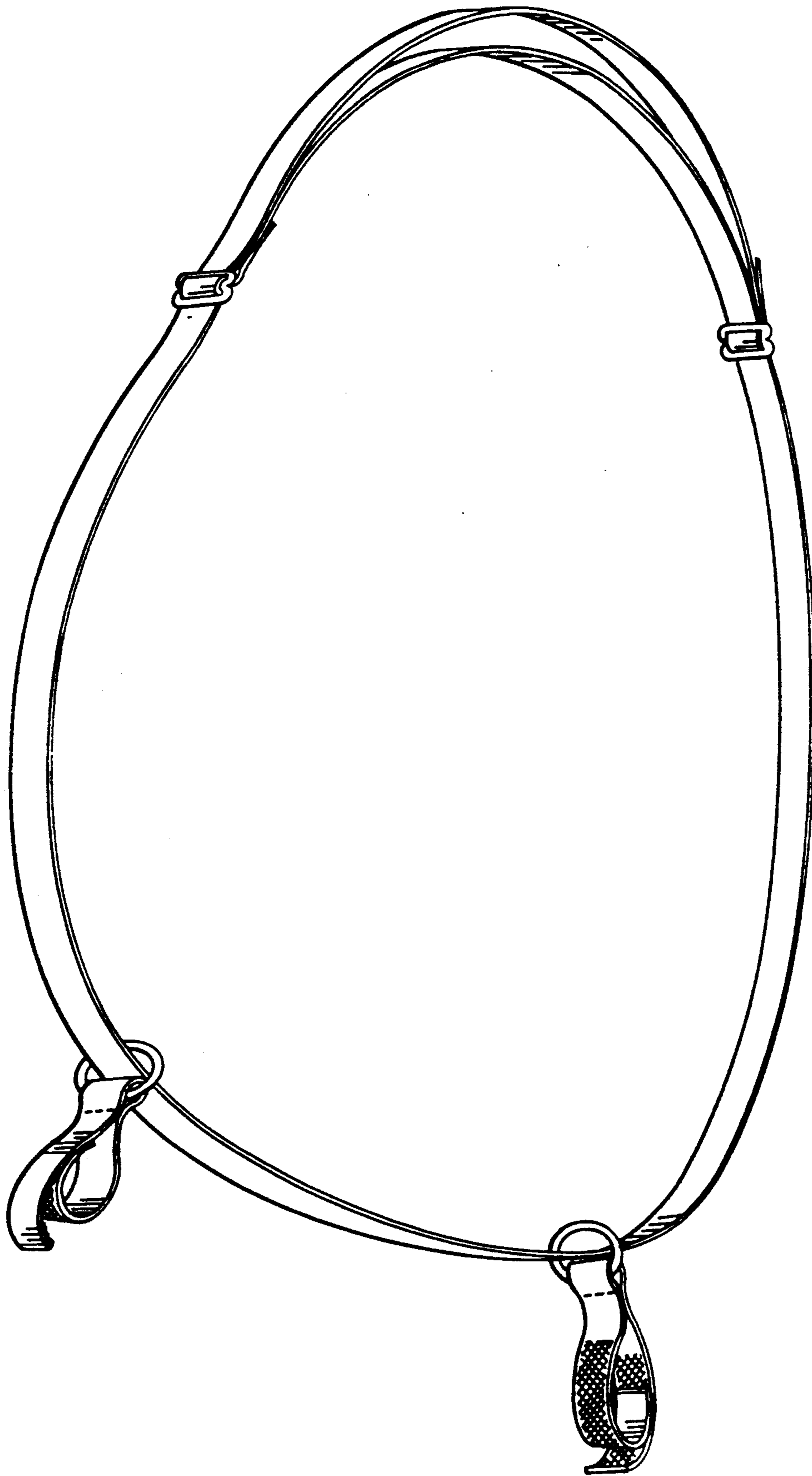


FIG. 1

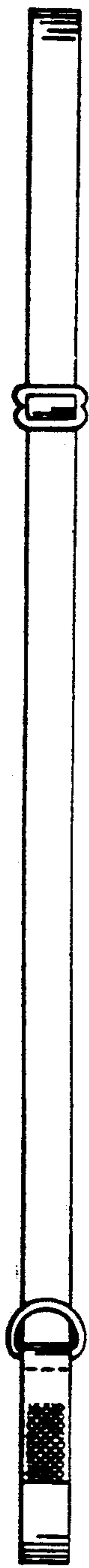


FIG. 3

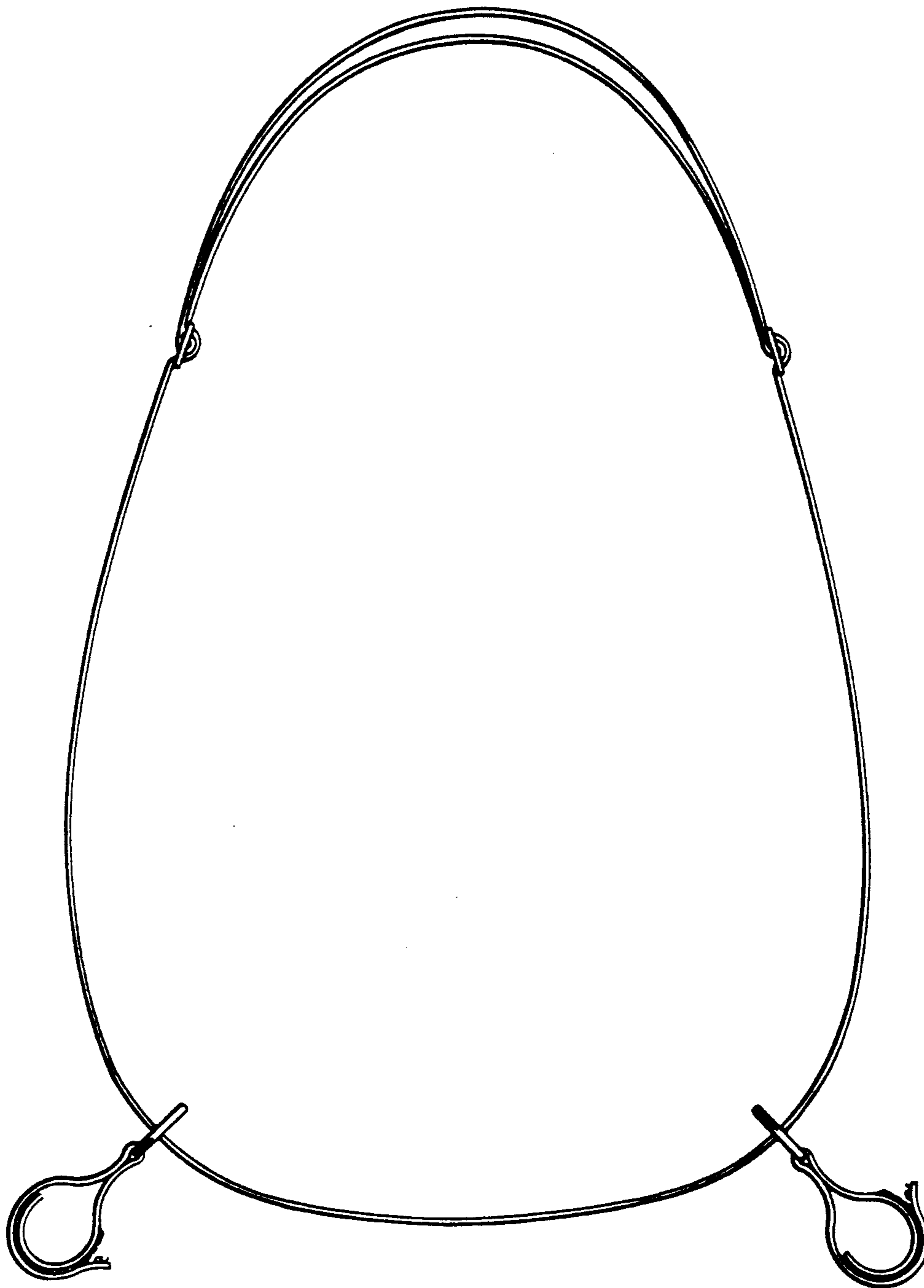


FIG. 2