



US00D342554S

United States Patent [19]

[11] Patent Number: **Des. 342,554**

Spangsberg et al.

[45] Date of Patent: **** Dec. 21, 1993**

[54] **ELEMENT FOR A TOY BUILDING SET**

D. 303,687 9/1989 Poulsen D21/108

[75] Inventors: **Stig Alexander M. Spangsberg, Vejle;**
Carsten Røn, Esbjerg, both of
Denmark

Primary Examiner—Bernard Ansher
Assistant Examiner—R. Barkai
Attorney, Agent, or Firm—Kane, Dalsimer, Sullivan,
Kurucz, Levy, Eisele and Richard

[73] Assignee: **Interlego A.G., Baar, Switzerland**

[57] **CLAIM**

[**] Term: **14 Years**

The ornamental design for an element for a toy building set, as shown and described.

[21] Appl. No.: **1,815**

DESCRIPTION

[22] Filed: **Nov. 24, 1992**

[52] U.S. Cl. **D21/108**


[58] Field of Search **D21/108; D25/126;**
446/105, 114, 125, 128, 231; 273/425, 424

FIG. 1 is a top perspective view of the element for a toy building set showing our new design;
FIG. 2 is a bottom perspective view thereof;
FIG. 3 is a right side elevational view thereof;
FIG. 4 is a front elevational view thereof;
FIG. 5 is a left side elevational view thereof;
FIG. 6 is a rear elevational view thereof;
FIG. 7 is a top plan view thereof; and,
FIG. 8 is a bottom plan view thereof.

[56] **References Cited**

U.S. PATENT DOCUMENTS

- D. 281,187 10/1985 Wiese D21/108
- D. 291,100 7/1987 Knudsen D21/108






FIG. 1

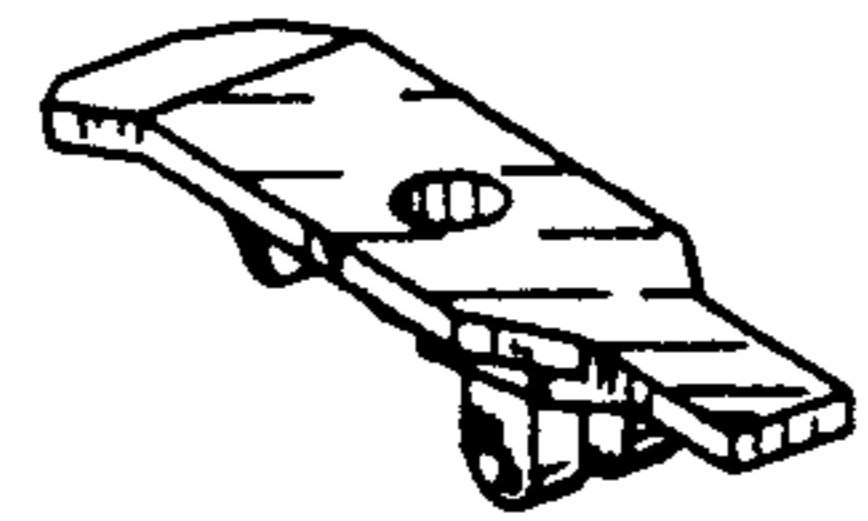


FIG. 2



FIG. 8

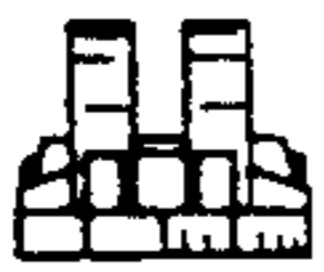


FIG. 6



FIG. 5



FIG. 4



FIG. 3

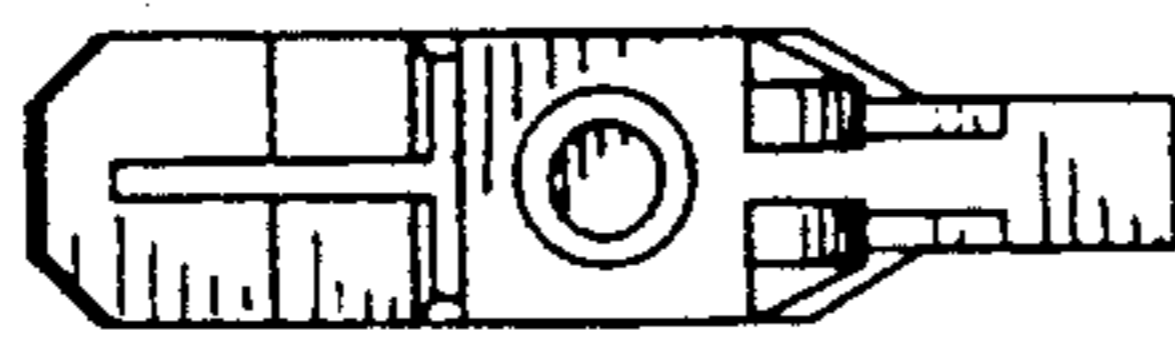


FIG. 7