



US00D342549S

United States Patent [19]

[11] Patent Number: **Des. 342,549**

Hofman

[45] Date of Patent: **** Dec. 21, 1993**

[54] **SIGN HOLDER**

[75] Inventor: **James Hofman, Lake Bluff, Ill.**
[73] Assignee: **Rubbermaid Office Products Group Inc., Inglewood, Calif.**

4,726,132	2/1988	Ernest	40/10
4,729,183	3/1988	Tarter et al.	40/152
4,776,116	10/1988	Shuman	40/642
4,777,750	10/1988	Garfinkle	40/606
4,793,083	12/1988	McDonald	40/607
4,839,974	6/1989	Walter	40/152

[**] Term: **14 Years**

Primary Examiner—Wallace R. Burke
Assistant Examiner—Marcus Jackson
Attorney, Agent, or Firm—Richard B. O'Planick; Lisa B. Riedesel

[21] Appl. No.: **767,192**

[22] Filed: **Sep. 30, 1991**

[52] U.S. Cl. **D20/41**

[58] Field of Search D20/10, 39, 40, 41,
D20/42, 43; D6/396, 332; 40/584, 591, 592,
593, 606, 607, 608, 611, 612, 618, 624, 642

[57] **CLAIM**

The ornamental design for a sign holder, as shown and described.


[56] **References Cited**

U.S. PATENT DOCUMENTS

59,656	11/1921	Hudson	D20/41
60,887	4/1922	Tuttle	D20/41
D. 328,925	8/1992	Levin	D20/41
1,741,118	12/1929	Rosenfeld et al.	40/606
2,236,888	4/1941	Bishop	40/152.1
2,590,506	3/1952	Carter	40/606
3,783,543	1/1974	Hemgren	40/152
4,217,713	8/1980	Greenberger	40/488
4,329,800	5/1982	Shuman	40/606

DESCRIPTION

FIG. 1 is a top plan view of a sign holder showing my new design;
FIG. 2 is a bottom plan view;
FIG. 3 is a front elevational view, the rear elevational view being a mirror image thereof;
FIG. 4 is a side elevational view, the opposite side being a mirror image thereof; and,
FIG. 5 is a perspective view thereof, with the broken line showing for illustrative purposes only and forming no part of the claimed design.



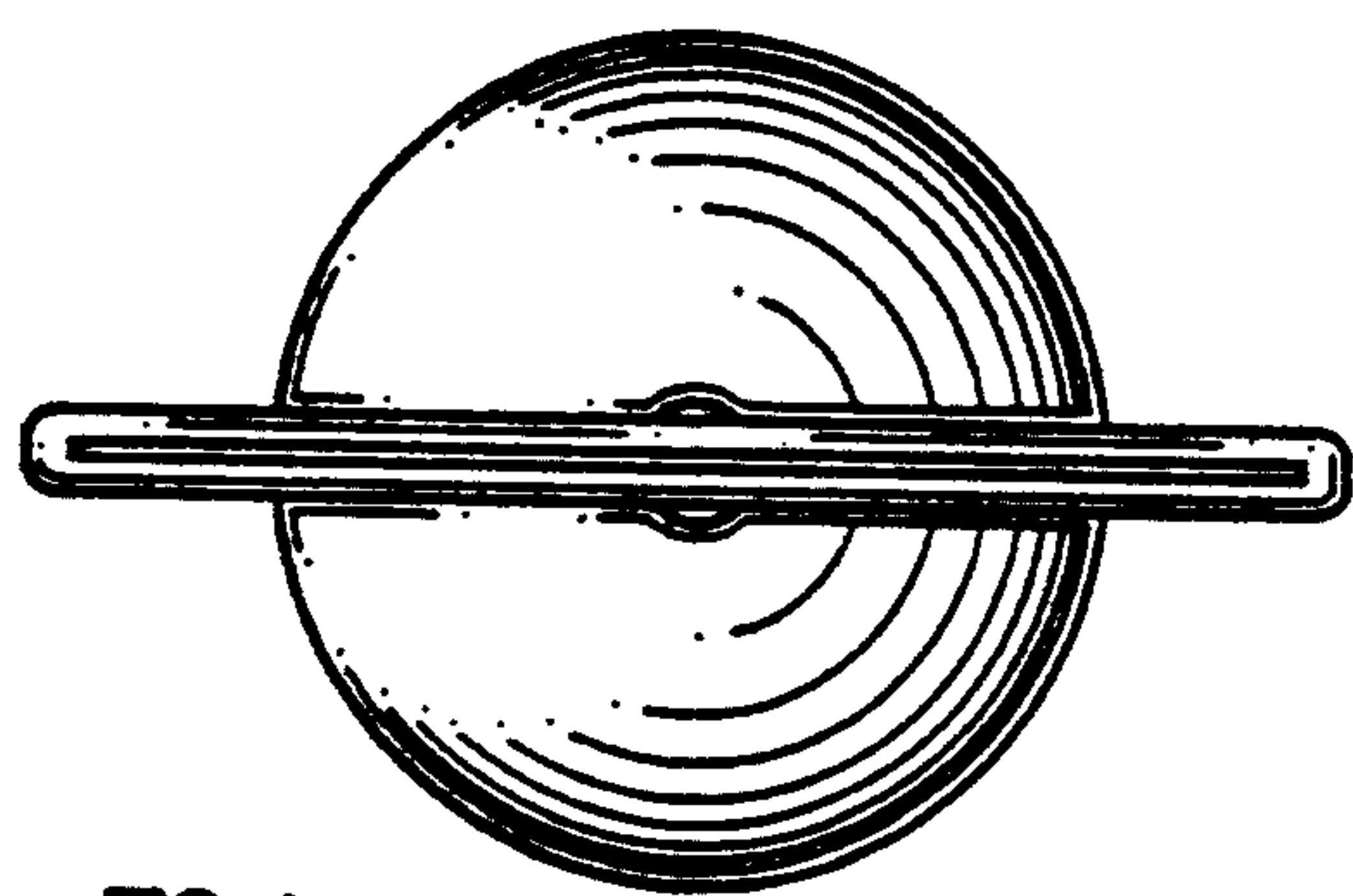


FIG. 1

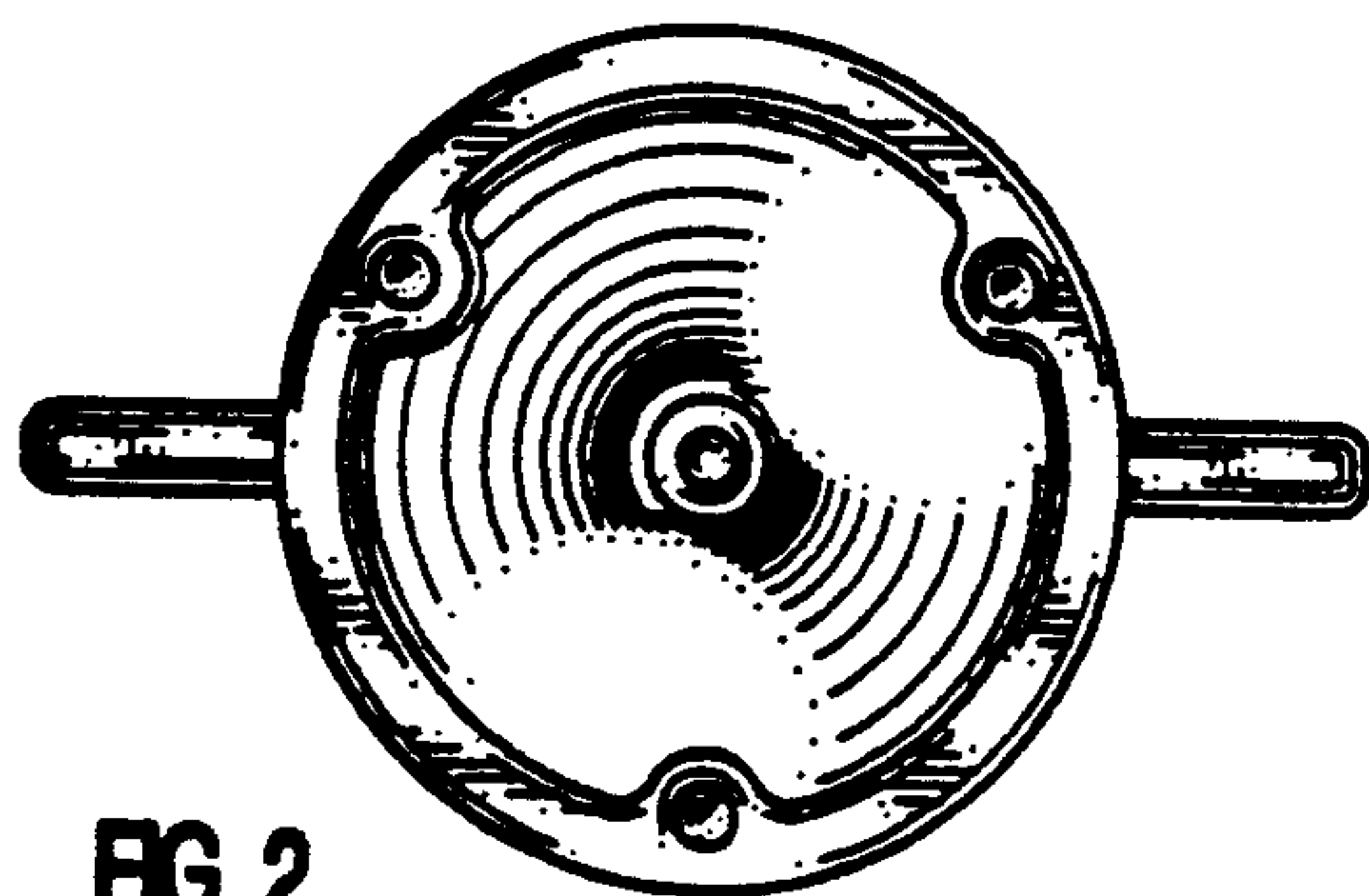


FIG. 2

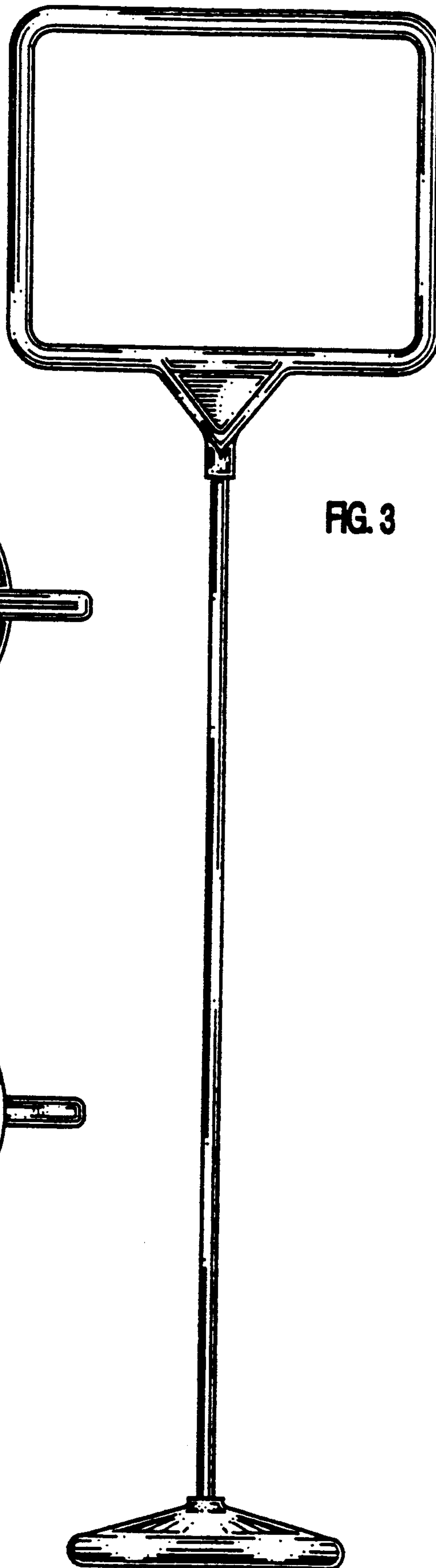


FIG. 3

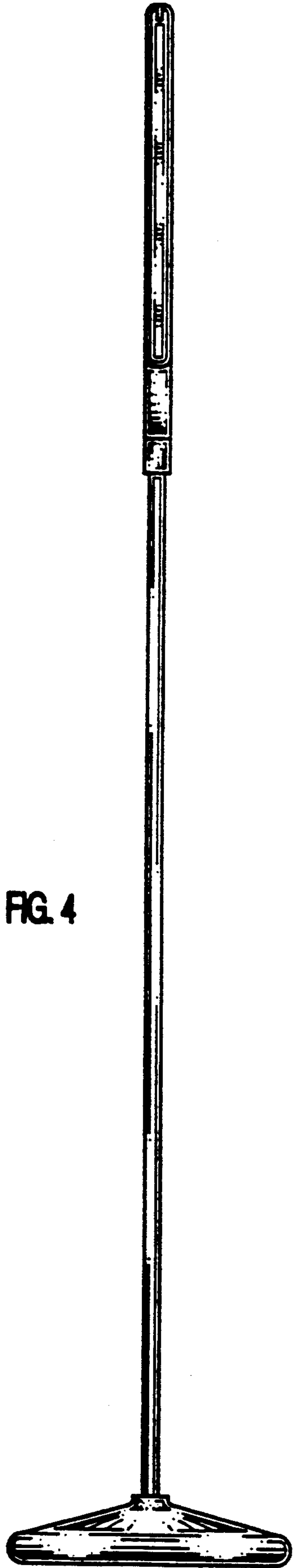


FIG. 4

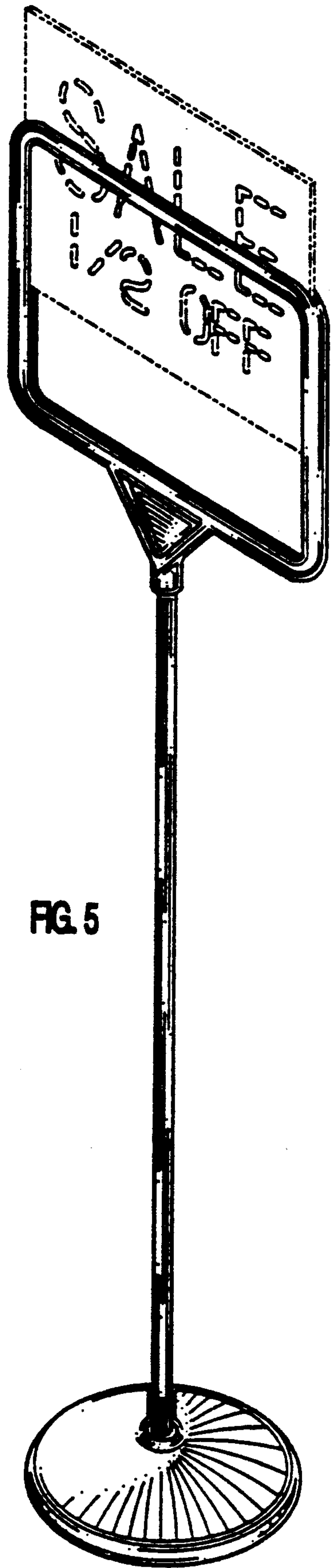


FIG. 5