



US00D342536S

United States Patent [19]

[11] Patent Number: **Des. 342,536**

Korny

[45] Date of Patent: **** Dec. 21, 1993**

[54] **PRESCRIPTION LENS HOLDER FOR GOGGLES**

[76] Inventor: **Kazimierz J. Korny**, Belmont, Dreemskerry, Maughold, Isle of Man, United Kingdom

[**] Term: **14 Years**

[21] Appl. No.: **665,165**

[22] Filed: **Mar. 6, 1991**

[52] U.S. Cl. **D16/123**

[58] Field of Search D16/102, 103, 107, 112, D16/116, 117, 119, 123; D29/8, 9; 351/103-109, 156, 157, 137, 139, 158, 41, 44, 57, 58, 47, 48; 2/435, 436, 439, 443, 444, 452

[56] **References Cited**

U.S. PATENT DOCUMENTS

- D. 158,398 5/1950 Liebowitz D16/102
- D. 161,599 1/1951 Siegal D16/102

- D. 173,867 1/1955 Belgard D16/102
- D. 207,029 2/1967 Block D16/102
- D. 212,048 8/1968 Parker D16/102
- D. 228,804 10/1973 Harrell D16/102
- 3,421,233 1/1969 Gaal 351/45
- 3,787,113 1/1974 Shedrow 351/57


Primary Examiner—Bernard Ansher
Assistant Examiner—R. Barkai
Attorney, Agent, or Firm—Maksymonko & Slater

[57] CLAIM

The ornamental design for a prescription lens holder for goggles, as shown and described.

DESCRIPTION

FIG. 1 is a front elevational view of prescription lens holder for goggles showing my new design, the rear elevational view being a mirror image; FIG. 2 is a right side elevational view thereof, the side opposite being a mirror image; and, FIG. 3 is a top plan view thereof.






FIG. 1

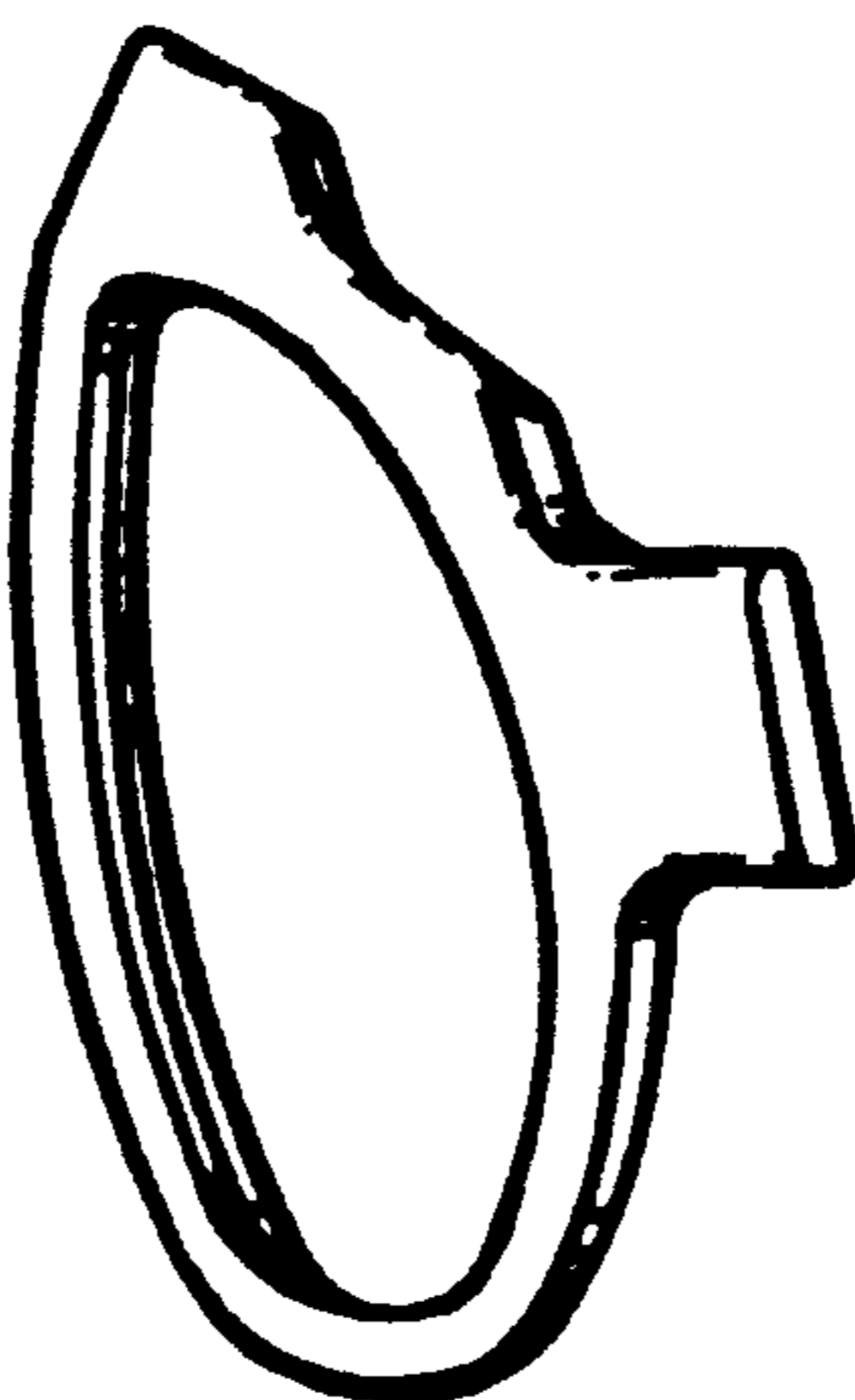


FIG. 2




FIG. 3