



US00D342521S

United States Patent [19]

[11] Patent Number: **Des. 342,521**

Sugihara et al.

[45] Date of Patent: **** Dec. 21, 1993**

[54] **COMBINED SPEAKER BOX AND SCREEN**

D. 321,346 11/1991 Sugiyama D14/129
4,705,355 11/1987 Espo 359/443

[75] Inventors: **Osamu Sugihara, Osaka; Tadashi Sumino, Kyoto; Kenichi Wada, Osaka, all of Japan**

OTHER PUBLICATIONS

Domus 666 Nov. 1985 Television, bottom.
Stereo Review Dec. 1985 p. 17 Sony Television and Speakers, center.

[73] Assignee: **Matsushita Electric Industrial Co., Ltd., Osaka, Japan**

Primary Examiner—Bernard Ansher
Assistant Examiner—Sandra Morris
Attorney, Agent, or Firm—Sughrue, Mion, Zinn, Macpeak & Seas

[**] Term: **14 Years**

[21] Appl. No.: **873,748**

[57] CLAIM

[22] Filed: **Apr. 27, 1992**

The ornamental design for a combined speaker box and screen, as shown and described.

[30] Foreign Application Priority Data

DESCRIPTION

Nov. 7, 1991 [JP] Japan 3-33883

[52] U.S. Cl. **D14/204; D14/128**

[58] Field of Search D14/204, 207-216,
D14/128, 129; D16/241; 181/141, 144, 148,
150, 156-157, 171, 198, 199; 359/443-445, 461;
358/60, 237-239, 254-255

FIG. 1 is a front, top and right side perspective view of a combined speaker box and screen showing our new design;

FIG. 2 is a left side elevational view thereof;

FIG. 3 is a right side elevational view thereof;

FIG. 4 is a front elevational view thereof;

FIG. 5 is a top plan view thereof;

FIG. 6 is a bottom plan view thereof;

FIG. 7 is a rear elevational view thereof; and,

FIG. 8 is a front, top and right side perspective thereof with the screen thereof retracted into the top thereof.

[56] References Cited

U.S. PATENT DOCUMENTS

- D. 69,621 3/1926 Wulkan D14/210
- D. 73,188 8/1927 Lippi D14/207
- D. 277,482 2/1985 Matsuda et al. D14/239
- D. 284,875 7/1986 Howard D16/241




FIG. 1




FIG. 2 FIG. 3




FIG. 4

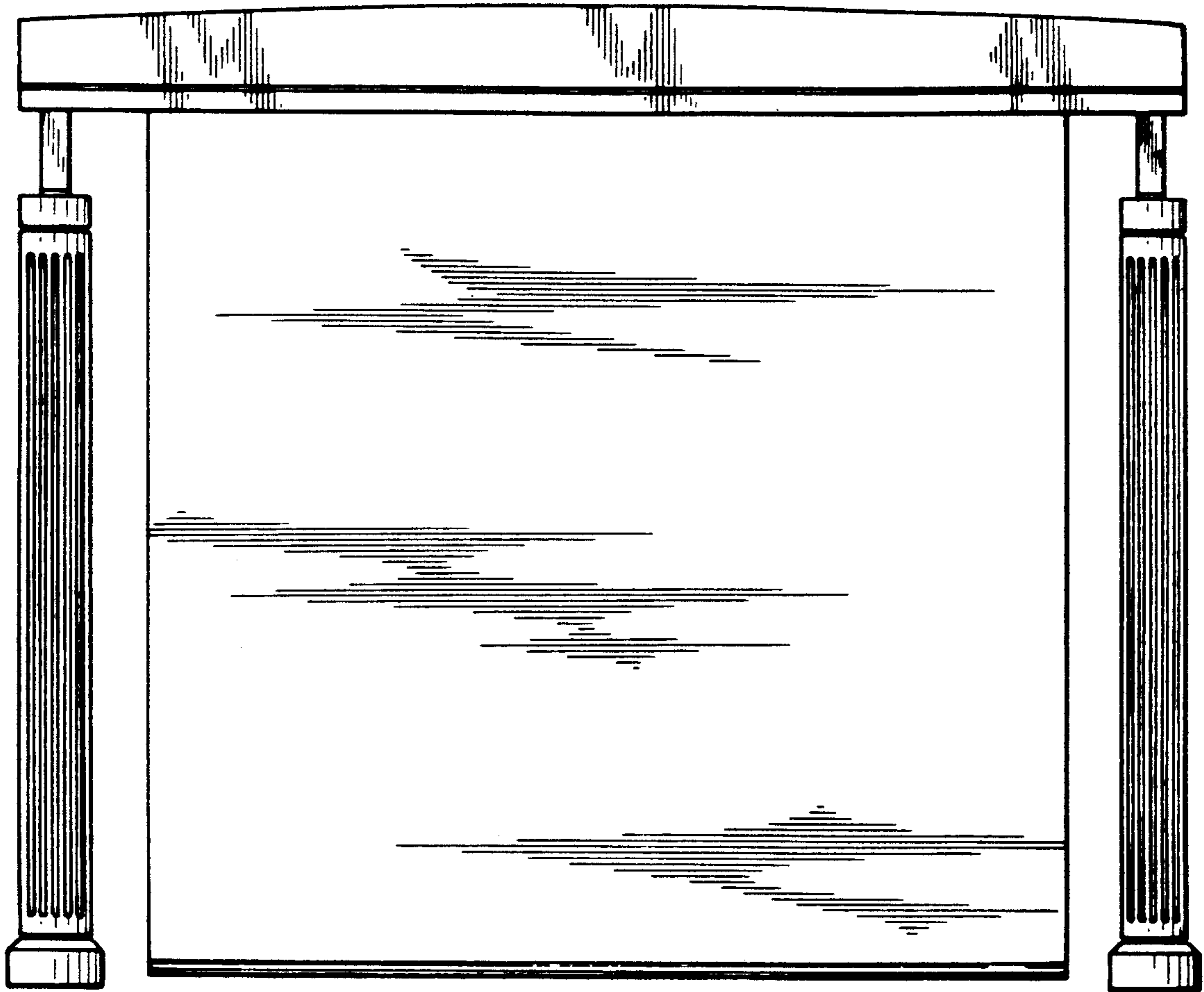


FIG. 5




FIG. 6




FIG. 7

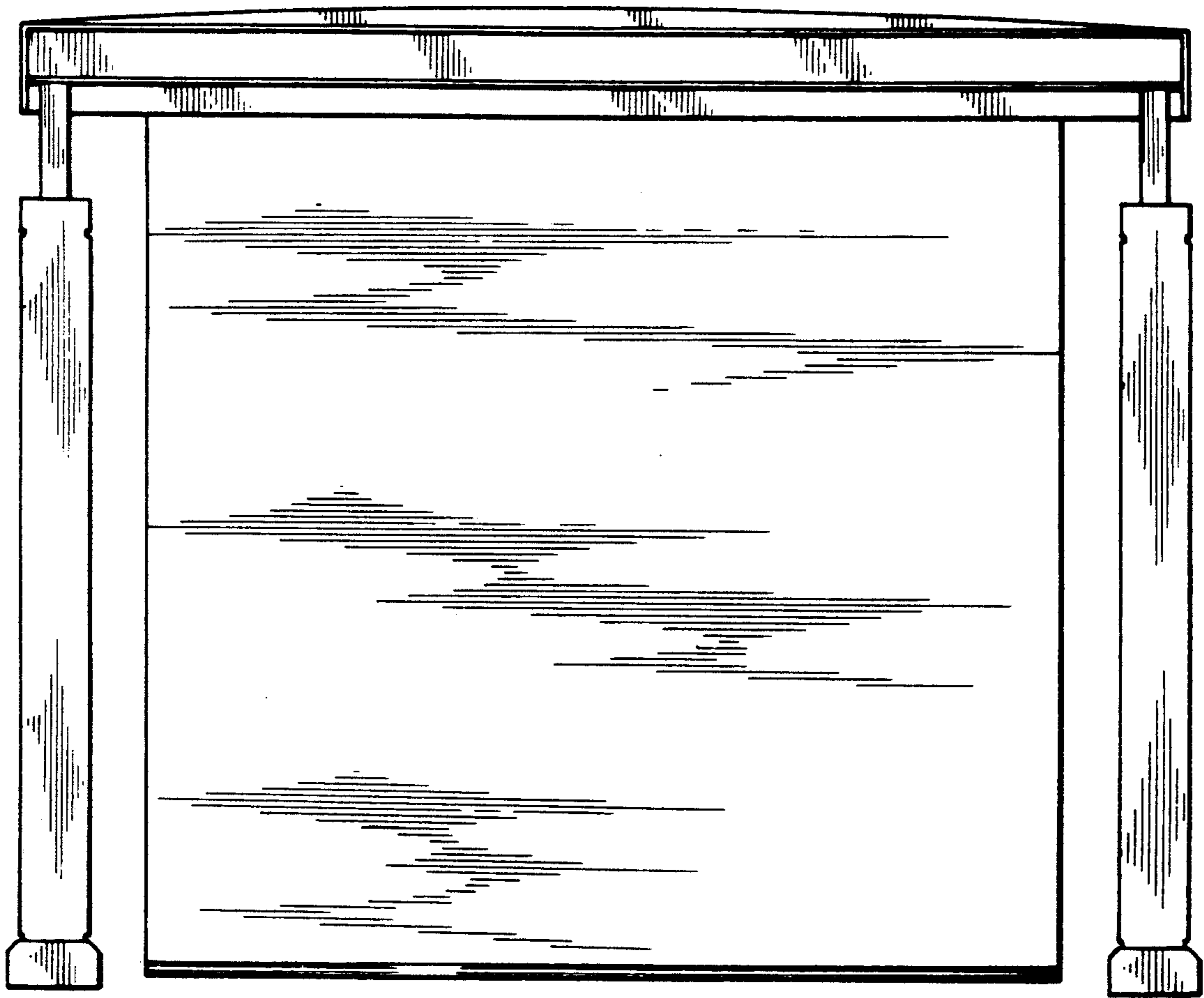


FIG. 8

