



US00D342476S

United States Patent [19]

[11] Patent Number: **Des. 342,476**

Beckett

[45] Date of Patent: **** Dec. 21, 1993**

[54] **VEHICLE RUNNING BOARD**

[75] Inventor: **Christopher M. Beckett, Manhattan Beach, Calif.**

[73] Assignee: **Beckett Enterprises Ltd., Compton, Calif.**

[**] Term: **14 Years**

[21] Appl. No.: **870,694**

[22] Filed: **Apr. 16, 1992**

[52] U.S. Cl. **D12/203**

[58] Field of Search **D12/203; 280/163**

[56] **References Cited**

U.S. PATENT DOCUMENTS

D. 100,682	8/1936	Beardsley	D12/203
D. 258,128	2/1981	Baker	D12/203
D. 297,230	8/1988	Huff	D12/203
D. 307,413	4/1990	Bradley	D12/203
D. 330,536	10/1992	Holloway et al.	D12/203
1,436,414	11/1922	Stanwood	280/169
1,470,644	1/1924	Browne	280/169

FOREIGN PATENT DOCUMENTS

1566721 5/1980 United Kingdom .

OTHER PUBLICATIONS

J. C. Whitney Catalog No. 540 J, p. 9, Fiberglass Running Board for 83-92 Sport/Utility Vehicles, lower right side of page.

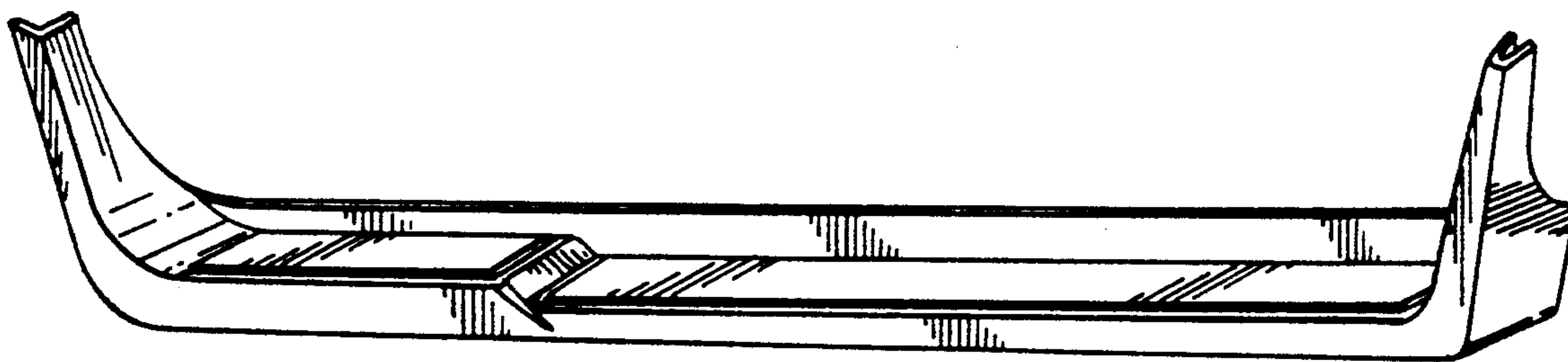
Primary Examiner—James M. Gandy
Attorney, Agent, or Firm—Harlan P. Huebner

[57] **CLAIM**

The ornamental design for a vehicle running board, as shown and described.

DESCRIPTION

FIG. 1 is a perspective view of a vehicle running board showing my new design in position of use on a vehicle which is shown in broken lines for illustrative purposes only and forms no part of the claimed design; FIG. 2 is an enlarged perspective view thereof; FIG. 3 is a top plan view of FIG. 2; FIG. 4 is a rear end elevational view, taken from the left end of FIG. 3; and FIG. 5 is a front end elevational view, taken from the right end of FIG. 3.






FIG. 1.

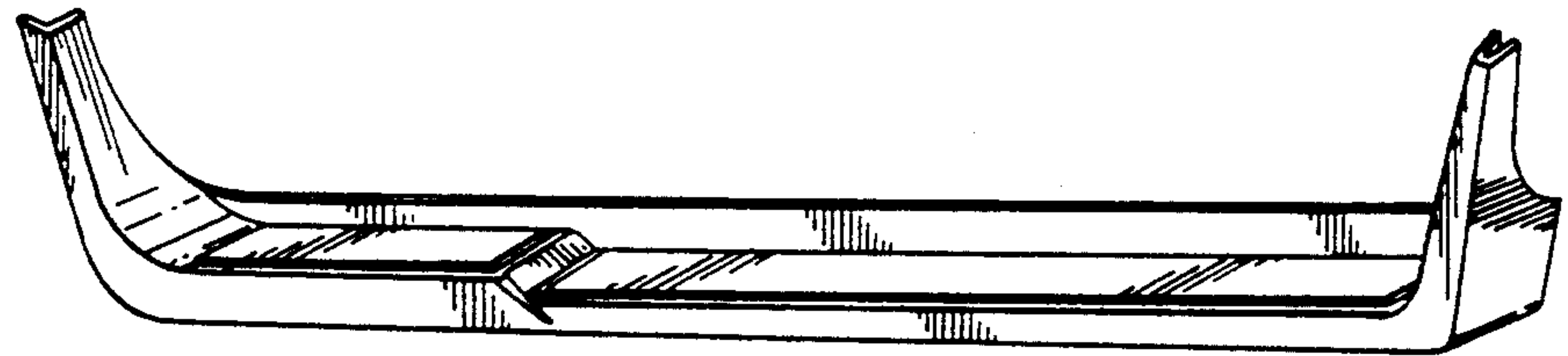


FIG. 2.

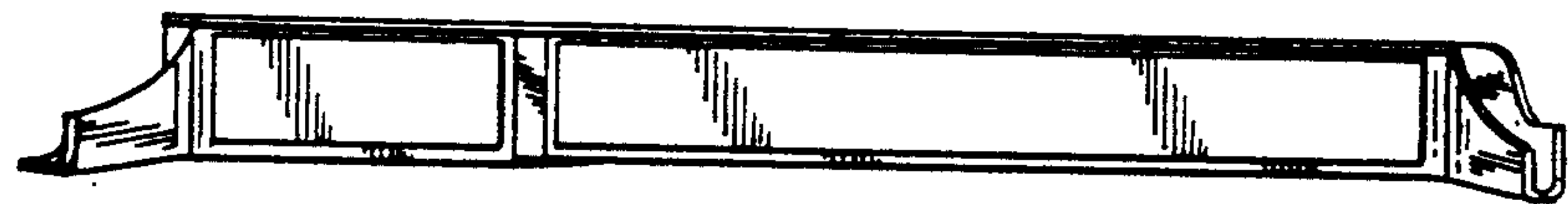


FIG. 3.

FIG. 4.

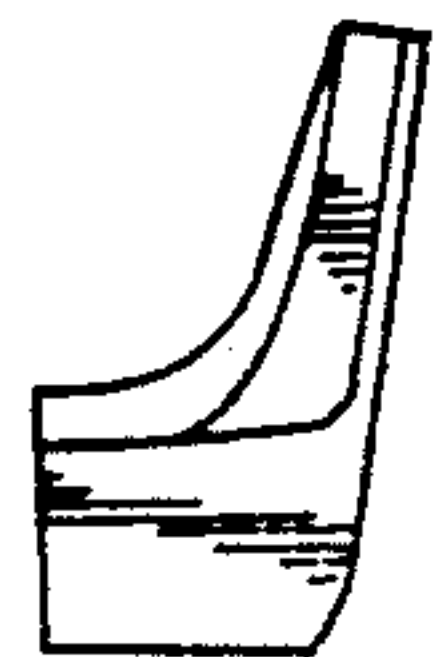


FIG. 5.

