



US00D342458S

United States Patent [19]

[11] Patent Number: **Des. 342,458**

Mays, Jr.

[45] Date of Patent: **** Dec. 21, 1993**

- [54] **HAND MEASURING GAUGE FOR COMPRESSION GLOVES**
- [76] Inventor: **John H. Mays, Jr.**, 29335 Bates Rd., Perrysburg, Ohio 43551
- [**] Term: **14 Years**
- [21] Appl. No.: **953,596**
- [22] Filed: **Sep. 30, 1992**
- [52] U.S. Cl. **D10/64**
- [58] Field of Search **D10/64, 70; 33/212, 33/474, 476, 483, 494, 511, 512, 679.1, 555.2, 555.3, 562, 563**

Leather & V-Sole Leather Gauges; Apr. 1922; cover page.

Primary Examiner—Alan P. Douglas
Assistant Examiner—Antoine D. Davis
Attorney, Agent, or Firm—Jacobson, Price, Holman & Stern

[57] CLAIM

The ornamental design for a hand measuring gauge for compression gloves, as shown and described.

DESCRIPTION

FIG. 1 is a top, right view perspective view of a hand measuring gauge for compression gloves showing my new design;
 FIG. 2 is a top plan view thereof;
 FIG. 3 is a bottom view thereof;
 FIG. 4 is a right side elevation view thereof;
 FIG. 5 is a left side elevation view thereof;
 FIG. 6 is an end view thereof as seen from the bottom of FIG. 2; and,
 FIG. 7 is an end view thereof as seen from the top of FIG. 2.

- [56] **References Cited**
- U.S. PATENT DOCUMENTS**
- 1,389,486 8/1921 Brewer .
- 4,150,488 4/1979 Behnke 33/168 R
- 4,160,327 7/1979 Martin et al. 33/174 D
- 4,635,370 1/1987 Beaver 33/149 R
- OTHER PUBLICATIONS**
- United Shoe Machinery Corp.; Sorters, Large V-Sole

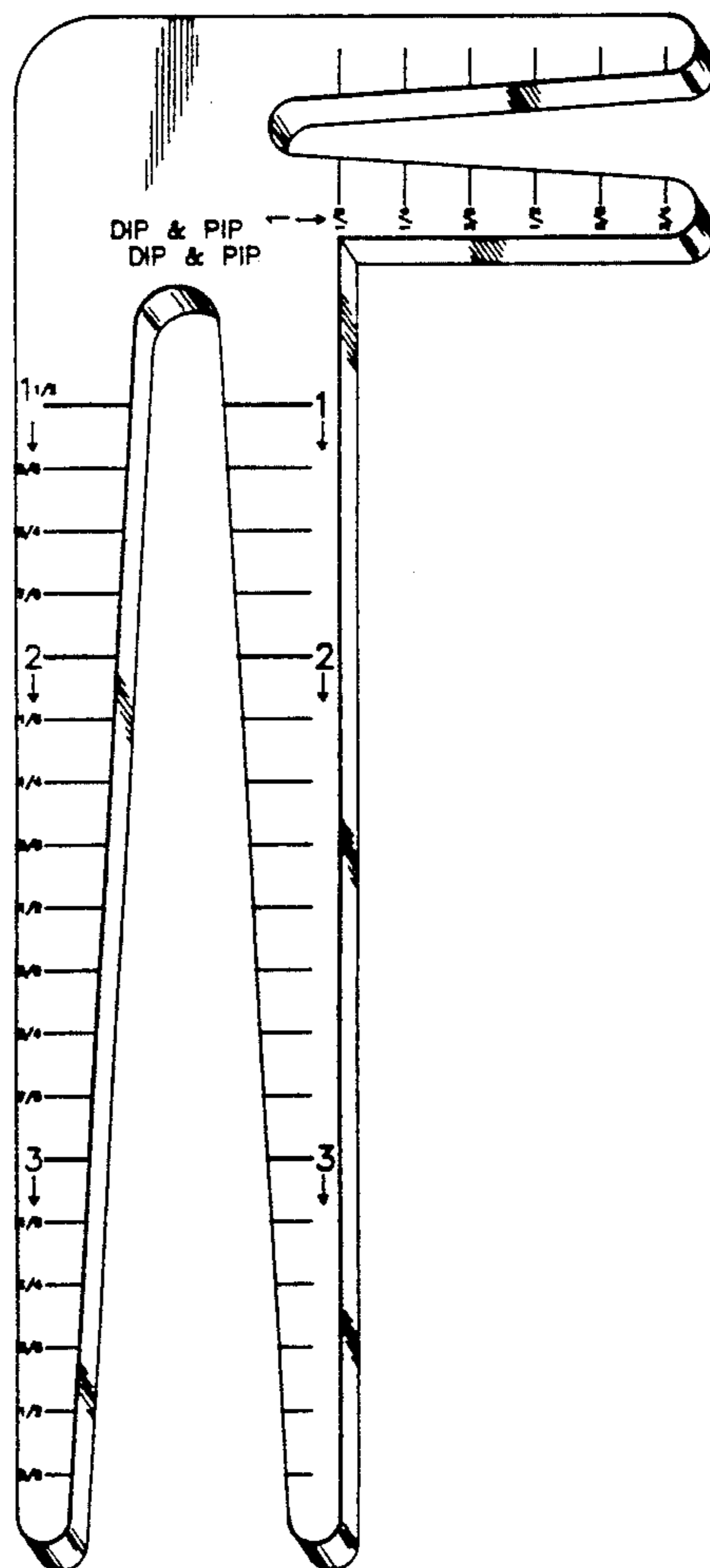


FIG. 1

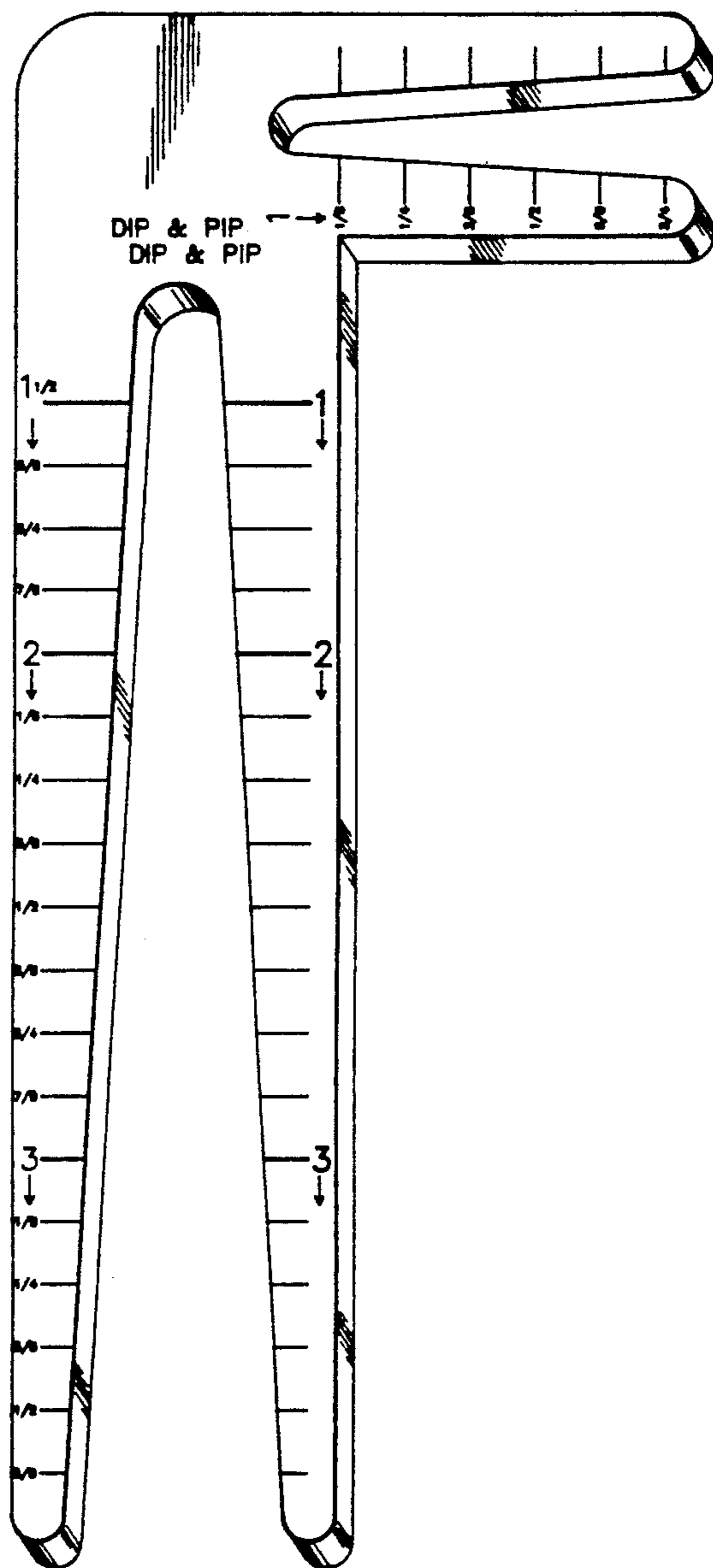


FIG. 6



FIG. 7



FIG. 2

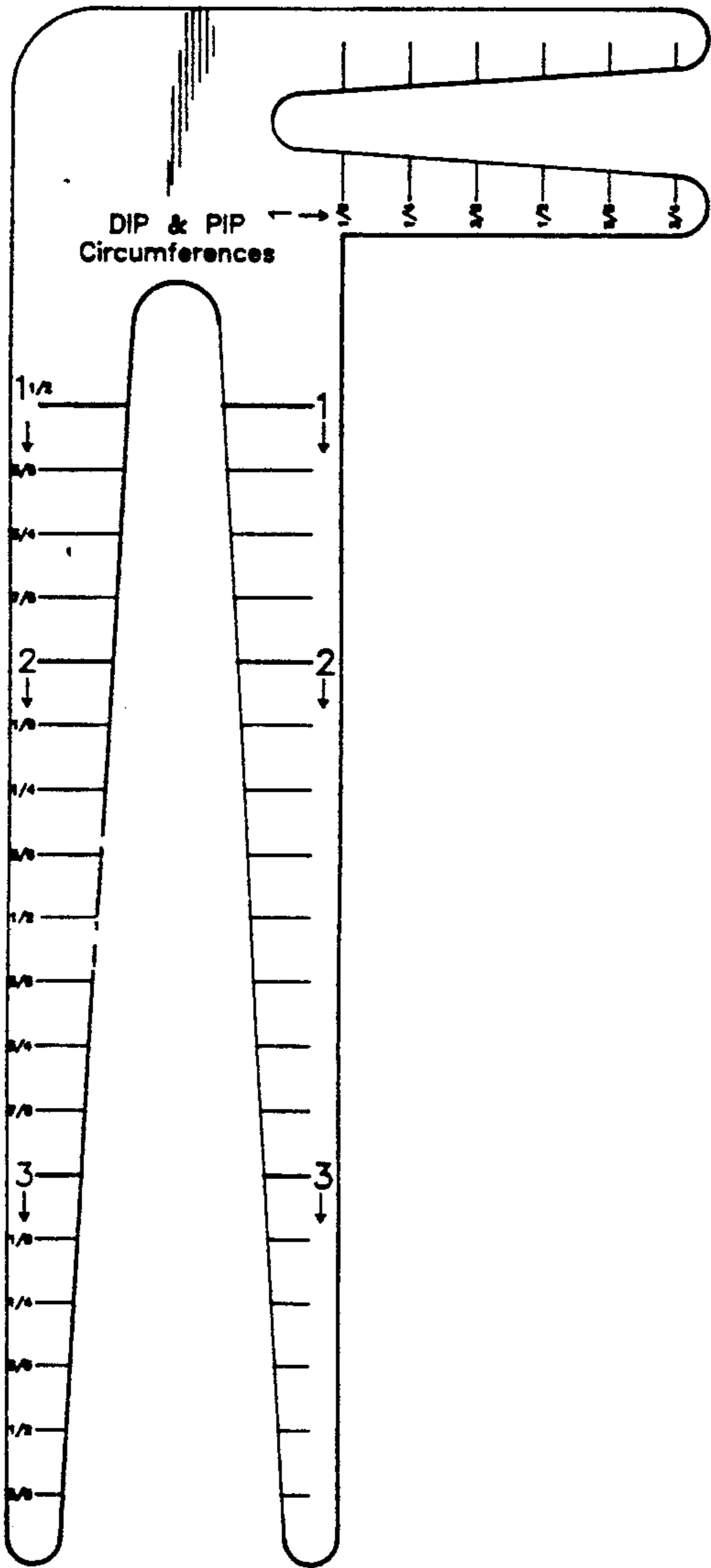


FIG. 3

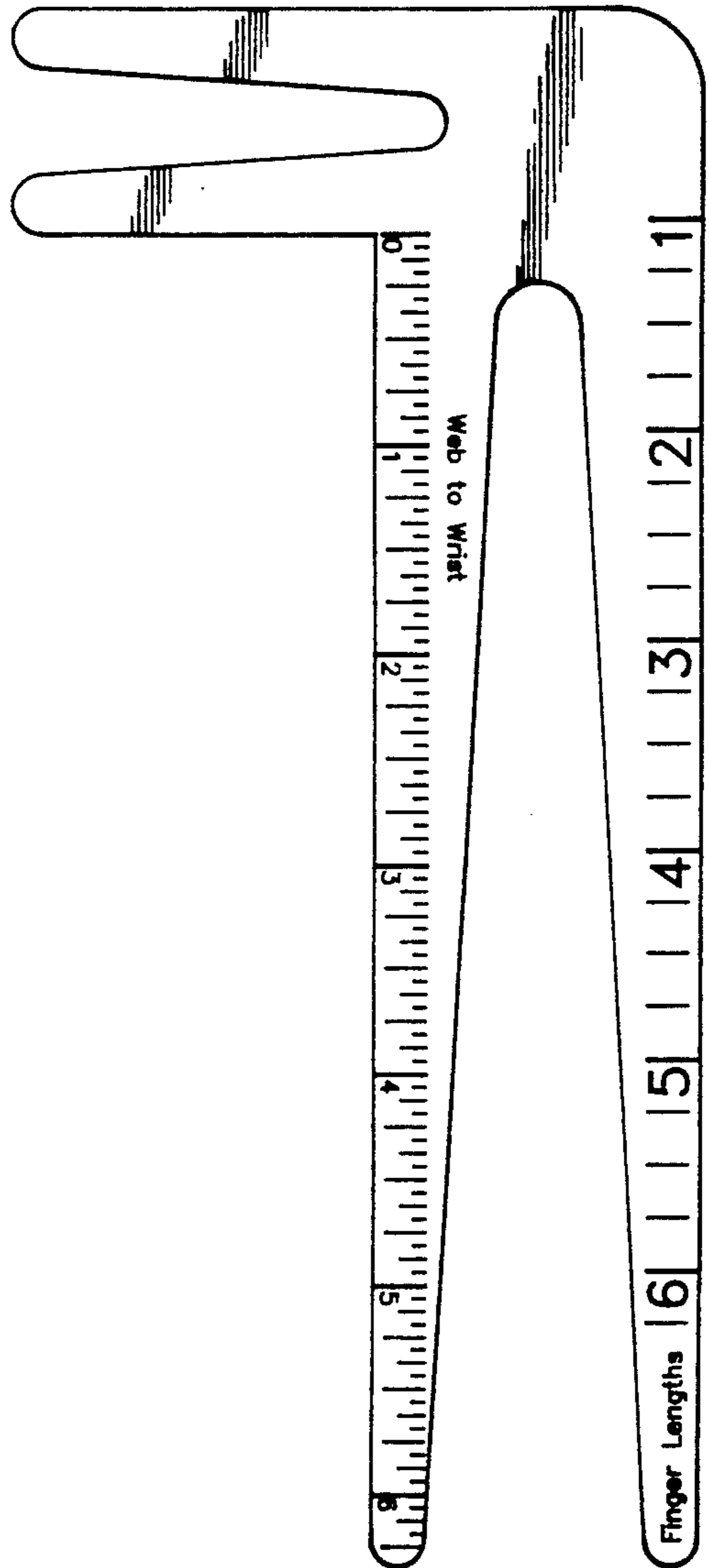


FIG. 4



FIG. 5

