



US00D342454S

United States Patent [19]
Weber

[11] **Patent Number: Des. 342,454**
[45] **Date of Patent: ** Dec. 21, 1993**

[54] **WRIST WATCH CASING**

D. 252,859 9/1979 Perrin D10/39

[75] **Inventor: Liliane Weber, Preles, Switzerland**

OTHER PUBLICATIONS

[73] **Assignee: Lucien Rochat S.A. c/o Aritime S.A., Neuchatel, Switzerland**

Swiss Watch & Jewelry Journal, Feb. 1980, p. 247 see circled watch, upper left.

[**] **Term: 14 Years**

European Jeweler, Jul. 1974, p. 57, see circled watch, lower left.

[21] **Appl. No.: 766,672**

Primary Examiner—Nelson C. Holtje

Assistant Examiner—Martie Thompson

[22] **Filed: Sep. 26, 1991**

Attorney, Agent, or Firm—McGlew and Tuttle

[30] **Foreign Application Priority Data**

[57] **CLAIM**

Apr. 16, 1991 [IB] Int'l Pat. Institute DMA/001483

The ornamental design for a wrist watch casing, as shown and described.

[52] **U.S. Cl. D10/30; D10/38**

[58] **Field of Search D10/30-39, D10/122-126, 128, 129; 368/223-238, 276-278, 280-282, 285, 318, 322, 323**

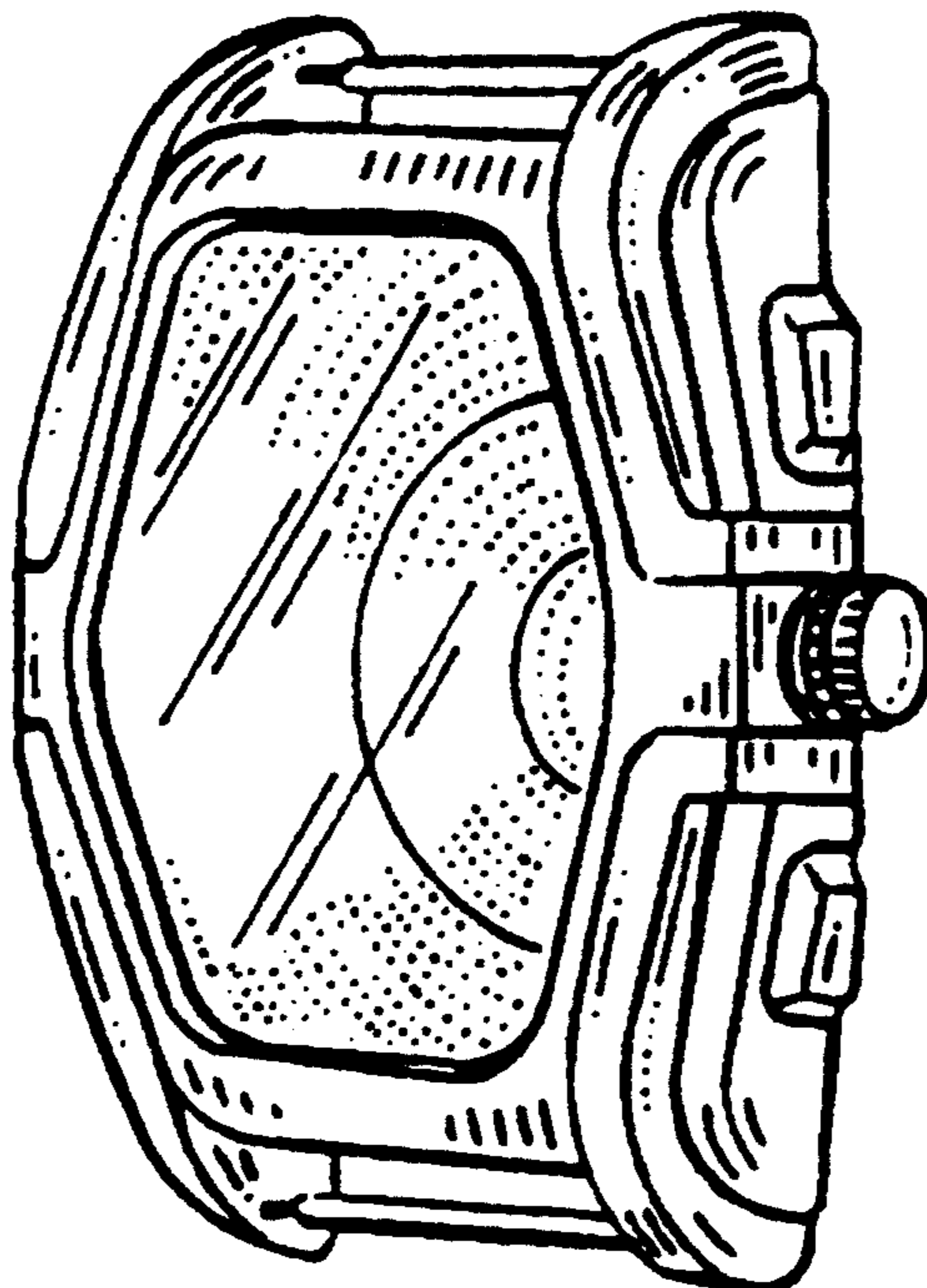
DESCRIPTION

[56] **References Cited**

U.S. PATENT DOCUMENTS

- D.137,270 2/1944 Ouellet D10/31
- D. 142,879 11/1945 Livingston D10/32
- D. 151,301 10/1948 Tuffo D10/31

FIG. 1 is a front elevational view of a wrist watch casing showing my new design;
 FIG. 2 is a rear elevational view;
 FIG. 3 is a left side elevational view;
 FIG. 4 is a top plan view;
 FIG. 5 is a bottom plan view;
 FIG. 6 is a right side elevational view; and,
 FIG. 7 is a right front perspective view thereof.



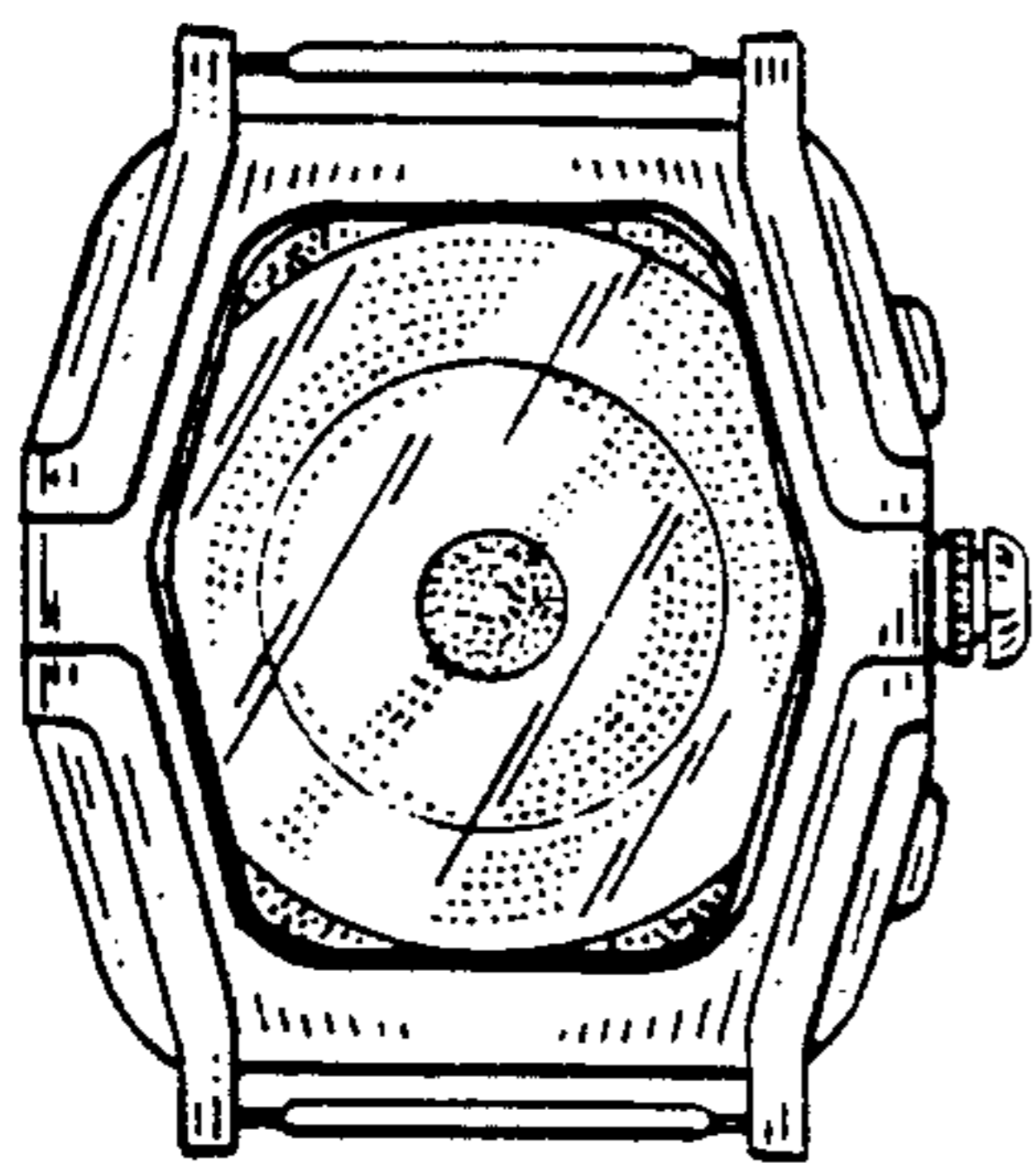


FIG. 1

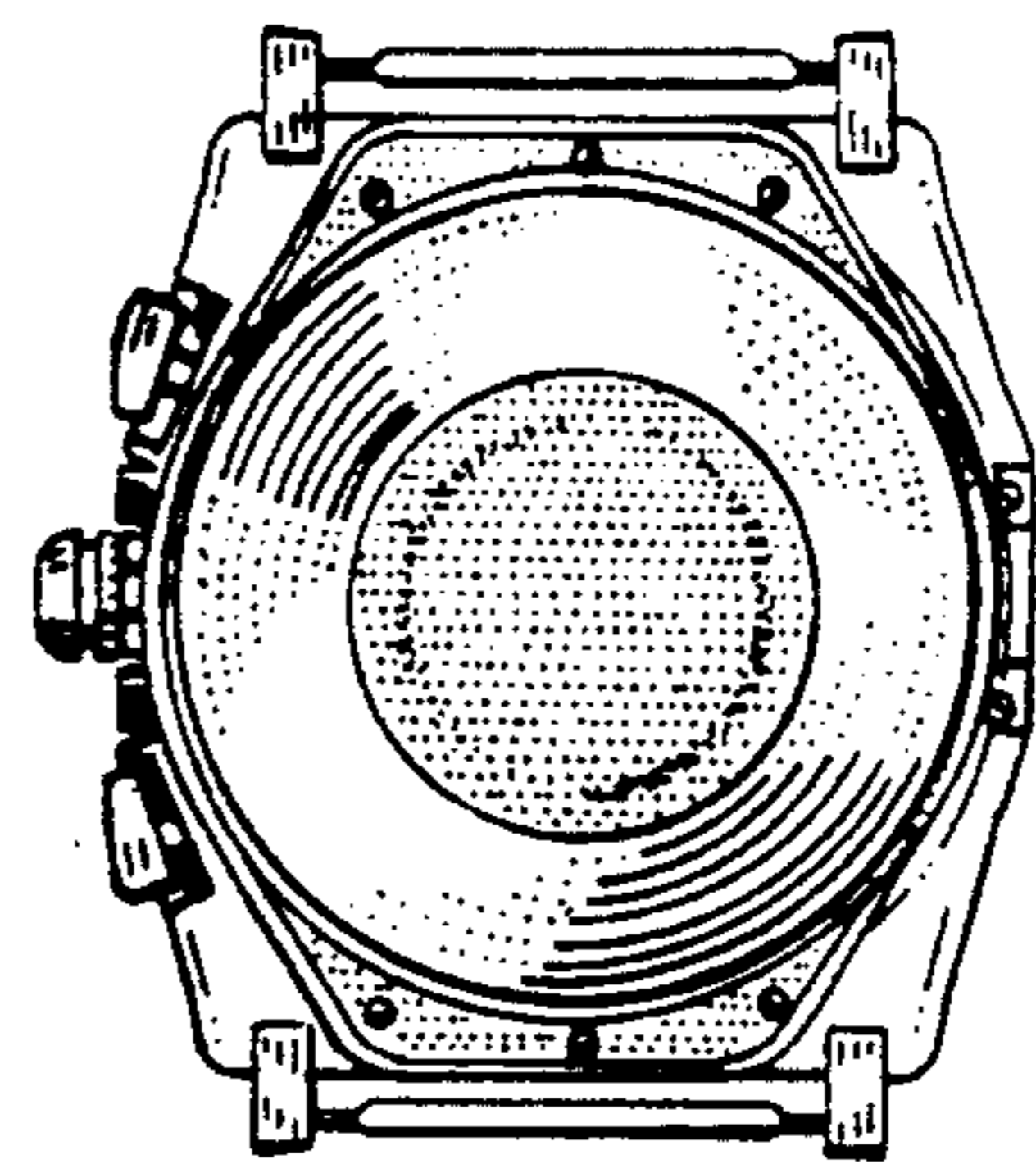


FIG. 2




FIG. 3




FIG. 4



FIG. 5




FIG. 6

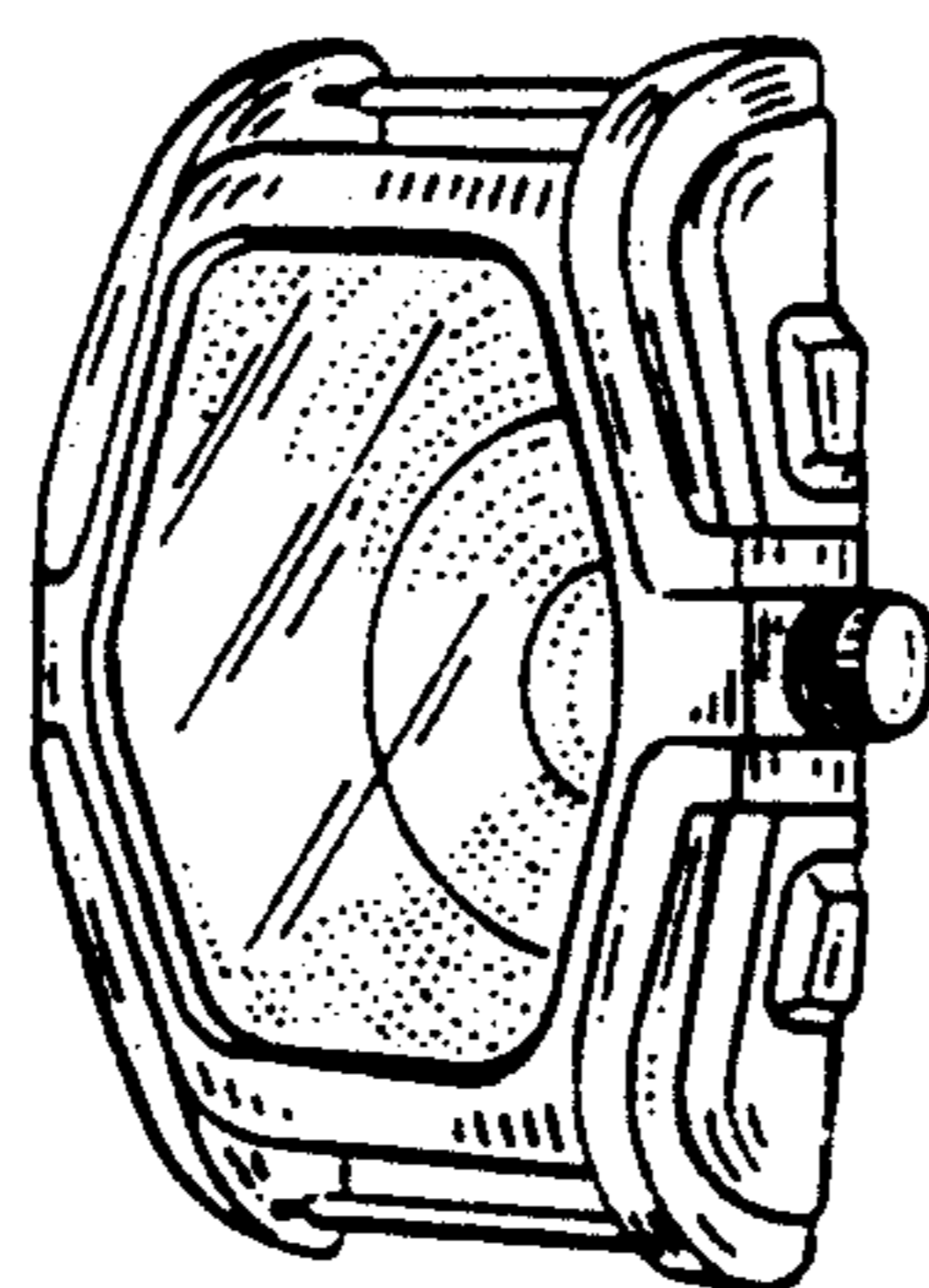


FIG. 7