



US00D342446S

United States Patent [19]

Parker et al.

[11] Patent Number: **Des. 342,446**

[45] Date of Patent: **** Dec. 21, 1993**

[54] **CLAMSHELL PACKAGE**

[75] Inventors: **Craig A. Parker**, Orland Park, Ill.;
Rodney D. Borst, Oregon, Wis.

[73] Assignee: **Hu-Friedy Mfg. Co., Inc.**, Chicago, Ill.

[**] Term: **14 Years**

[21] Appl. No.: **2,939**

[22] Filed: **Dec. 23, 1992**

[52] U.S. Cl. **D9/415; D9/347**

[58] Field of Search **D9/415, 418, 341, 345, D9/346, 347, 424, 457, 425, 423; 206/461-471, 45.31, 45.34, 806; 229/DIG. 13, 2.5 R, 904**

[56] **References Cited**

U.S. PATENT DOCUMENTS

D. 292,776	11/1987	Cugley	D9/415
D. 304,157	10/1989	Holewinski	D9/347
D. 305,408	1/1990	Lajoie	D9/415
D. 329,600	9/1992	Lajoie	D9/418

4,499,353	2/1985	Shields	206/470
4,666,037	5/1987	Weissman	206/470
4,795,029	1/1989	Campbell et al.	206/470 X
5,209,354	5/1993	Thornhill et al.	206/470 X

Primary Examiner—Prabhakar G. Deshmukh
Attorney, Agent, or Firm—Dressler, Goldsmith, Shore & Milnamow, Ltd.

[57] **CLAIM**

The ornamental design for a clamshell package, as shown and described.

DESCRIPTION

FIG. 1 is a perspective view of a clamshell package showing our new design;
FIG. 2 is a top plan view thereof;
FIG. 3 is a left side elevational view thereof;
FIG. 4 is a rear elevational view thereof;
FIG. 5 is a front elevational view thereof;
FIG. 6 is a bottom plan view thereof;
FIG. 7 is a right side elevational view thereof; and,
FIG. 8 is a perspective view thereof; in an open position.

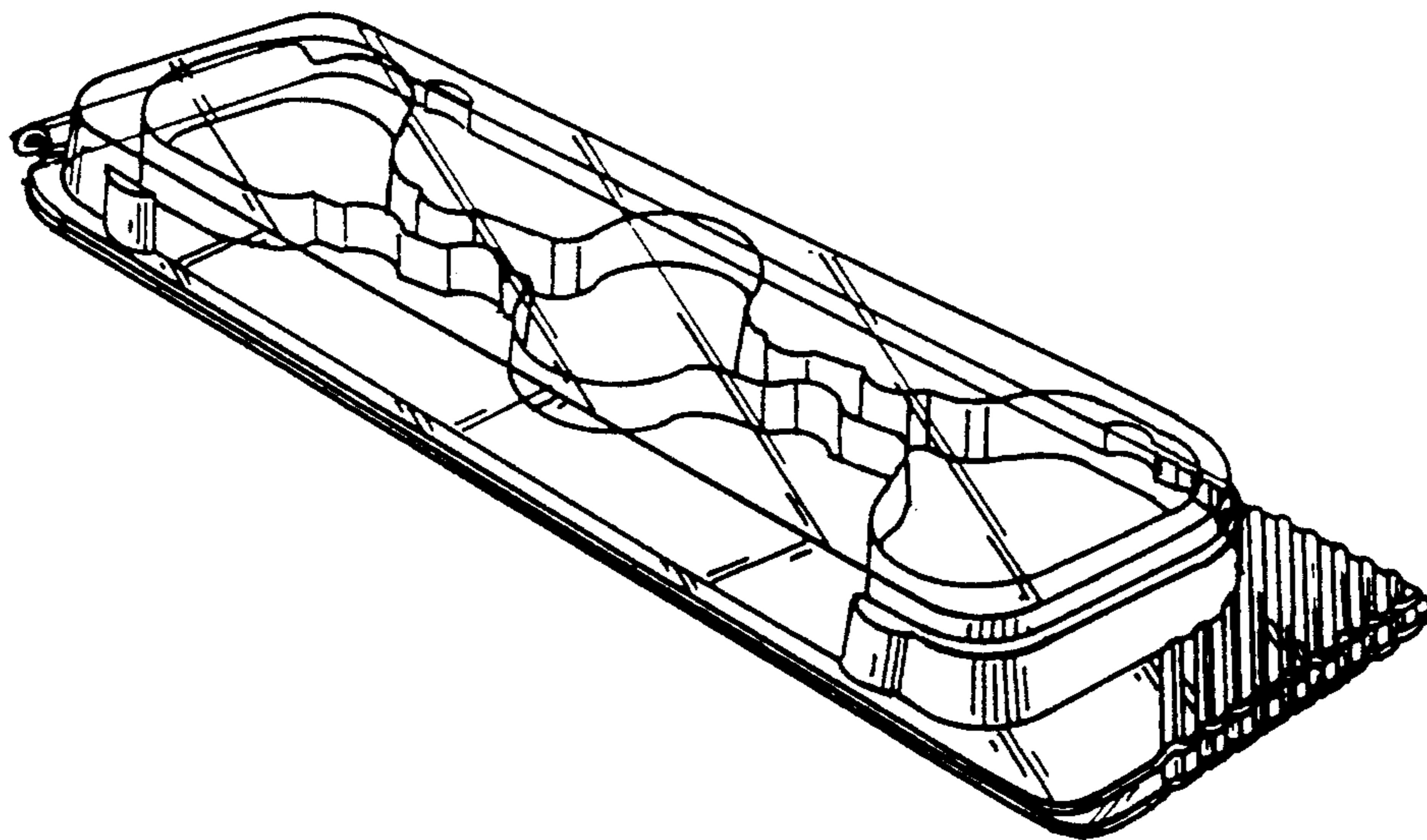


Fig. 1

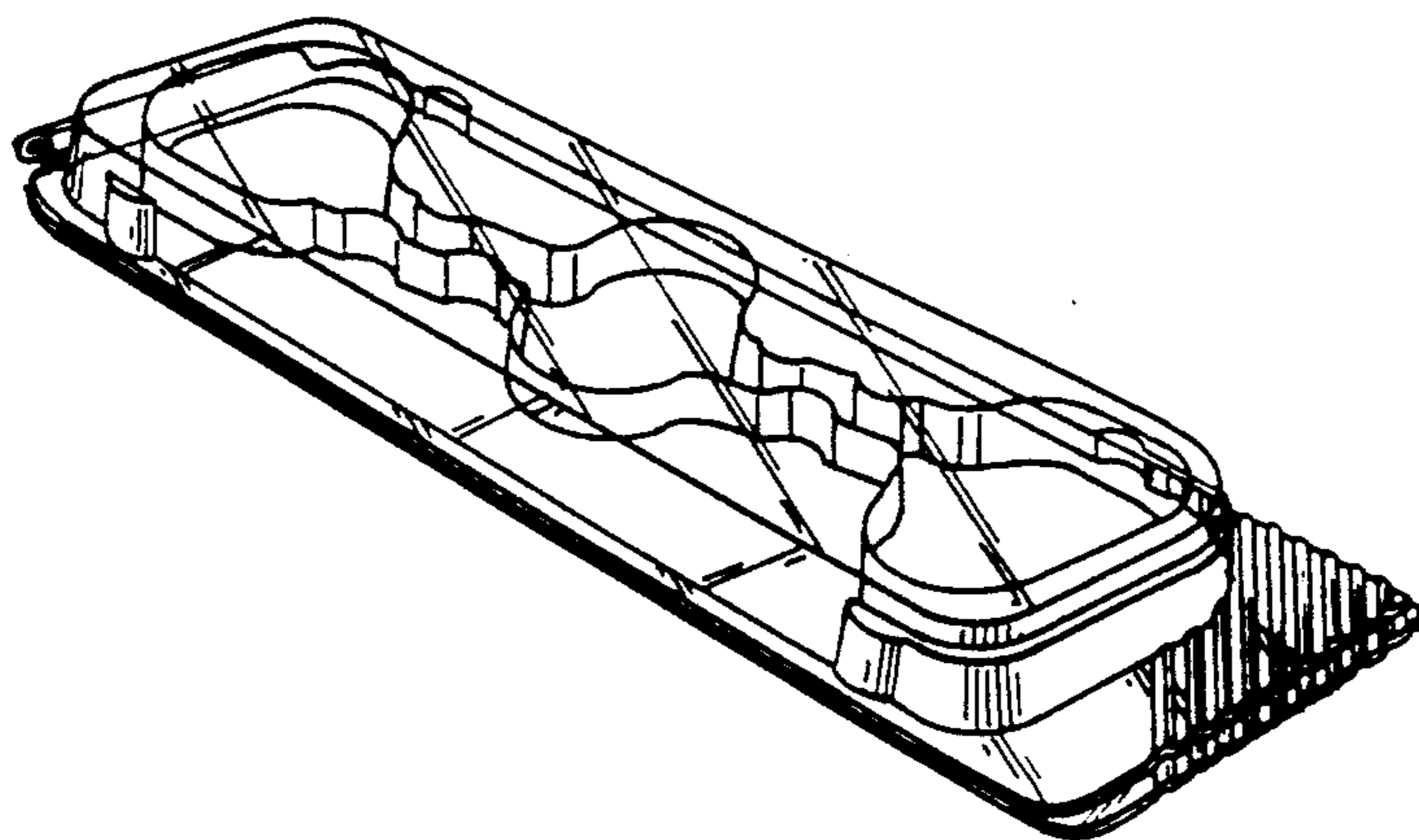


Fig. 2

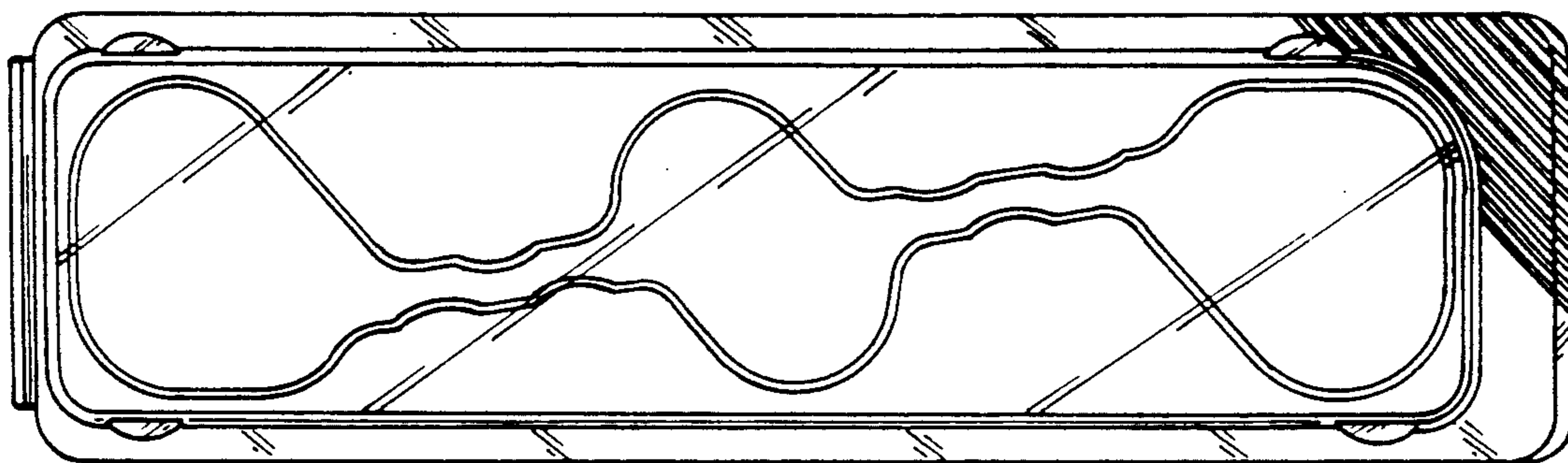


Fig. 3



Fig. 4




Fig. 5




Fig. 6

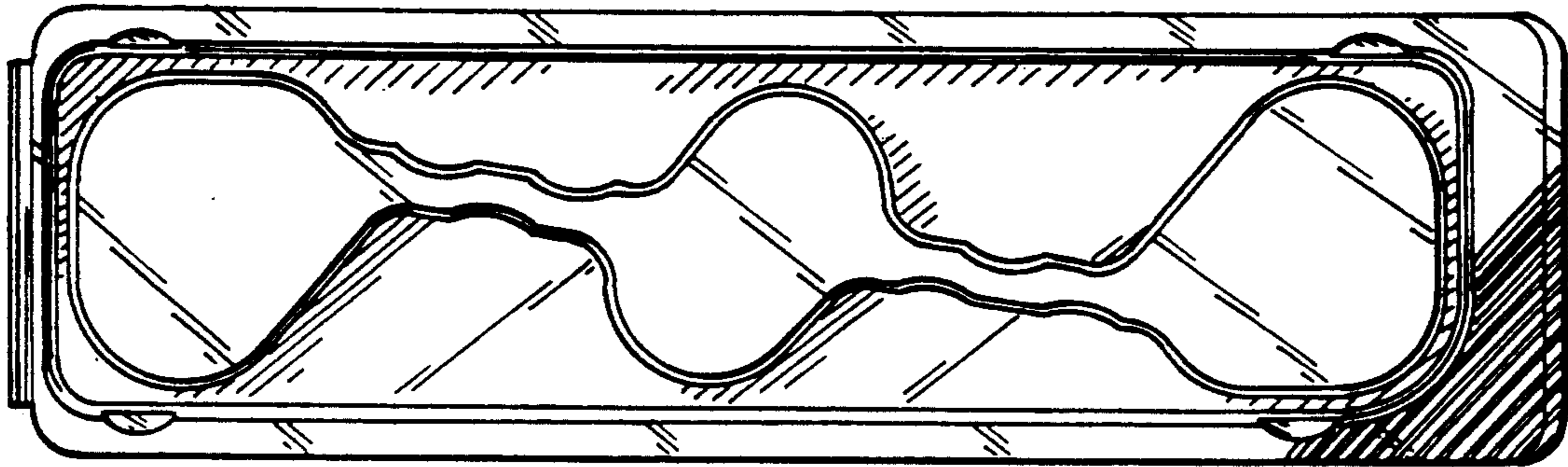


Fig. 7



Fig. 8

