



US00D342442S

United States Patent [19]
Smith

[11] **Patent Number: Des. 342,442**

[45] **Date of Patent: ** Dec. 21, 1993**

[54] **DISPENSING CONTAINER**

4,488,642 12/1984 Changani 206/820 X
4,934,526 6/1990 Van Ingen Schenau 206/820 X

[75] **Inventor: Robert C. Smith, Short Hills, N.J.**

[73] **Assignee: Unette Corporation, Parsippany, N.J.**

[**] **Term: 14 Years**

[21] **Appl. No.: 902,286**

[22] **Filed: Jun. 19, 1992**

[52] **U.S. Cl. D9/302; D9/416**

[58] **Field of Search D9/302, 306, 416;
206/820; 222/107, 215**

OTHER PUBLICATIONS

Packaging; Dec. 1985; p. 60; 3 dispensing tubes on left of page.

Primary Examiner—Bernard Ansher
Assistant Examiner—Mitchell Siegel
Attorney, Agent, or Firm—Mathews, Woodbridge & Collins

[56] **References Cited**

U.S. PATENT DOCUMENTS

D. 184,558	3/1959	Brown	D9/416
D. 205,965	10/1966	Loesser	D9/416
D. 210,818	4/1968	Caliman	D9/416
D. 212,150	9/1968	Caliman	D9/416
D. 248,732	8/1978	Vollmar	D9/302
D. 267,927	2/1983	Smith	D9/302
D. 282,348	1/1986	Federighi	D9/302 X
D. 286,504	11/1986	Loesser et al.	D9/302
D. 318,795	8/1991	Christine	D9/302

[57] **CLAIM**

An ornamental design for a dispensing container, as shown and described.

DESCRIPTION

FIG. 1 is a perspective view of a dispensing container showing my new design;
FIG. 2 is a top plan view thereof, the undisclosed opposite side being identical;
FIG. 3 is a side elevational view thereof, the undisclosed opposite side being a mirror image;
FIG. 4 is a left end view thereof; and,
FIG. 5 is a right end view thereof.




FIG. 1

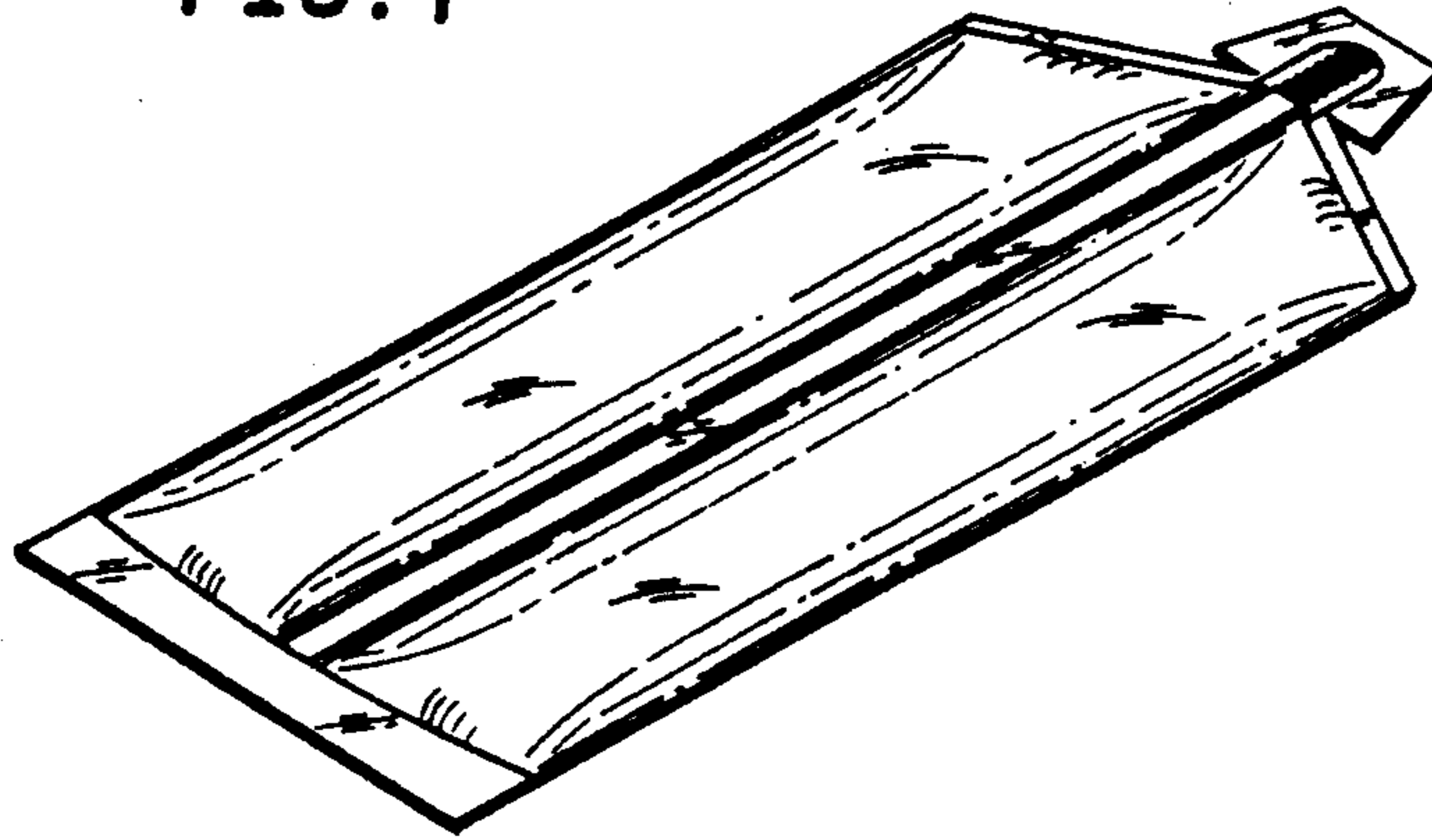


FIG. 2

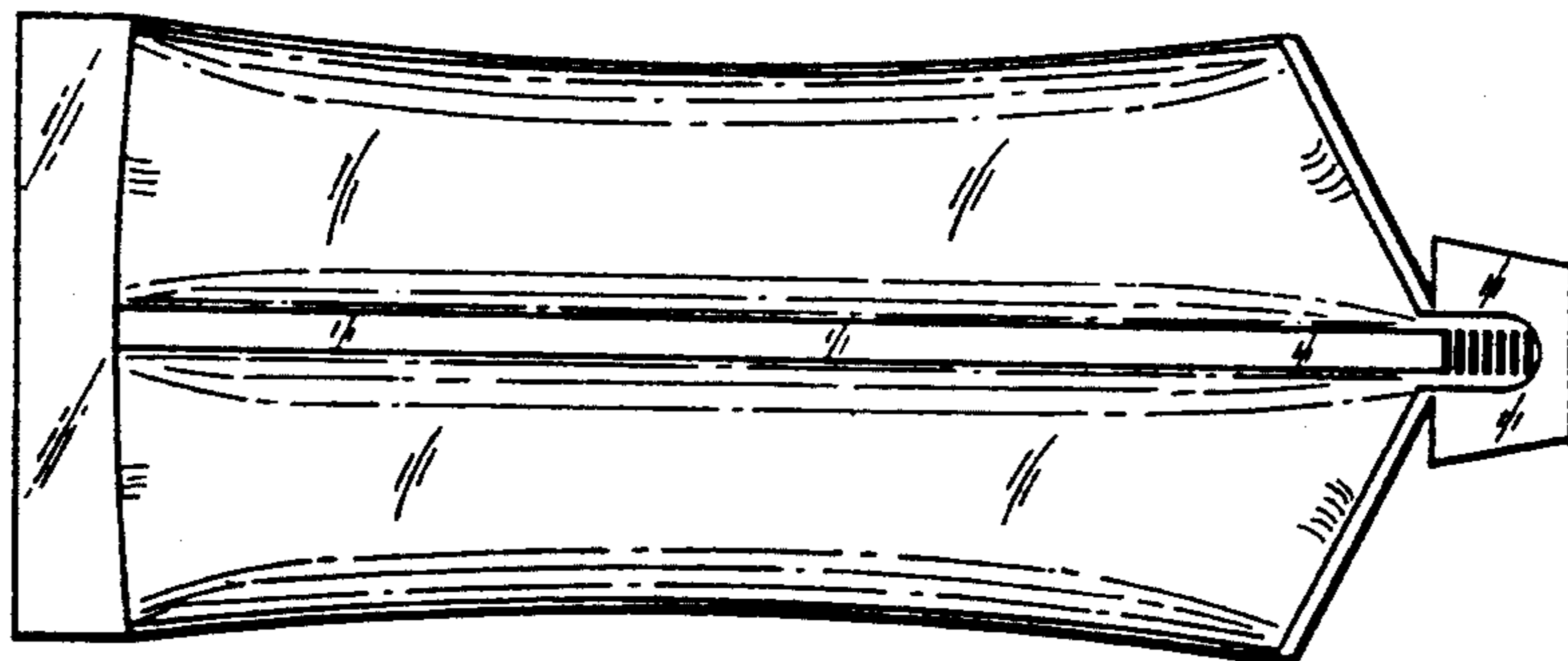


FIG. 3




FIG. 4



FIG. 5

