



US00D342428S

United States Patent [19]

[11] Patent Number: **Des. 342,428**

Olszak

[45] Date of Patent: **** Dec. 21, 1993**

[54] **GRASPING TOOL**

[76] Inventor: **Sandra Olszak**, 9309 Jewel Lake Rd.,
Apt. 104, Anchorage, Ak. 99515

[**] Term: **14 Years**

[21] Appl. No.: **886,184**

[22] Filed: **May 21, 1992**

[52] U.S. Cl. **D8/14**

[58] Field of Search **D8/14, 107, 86;**
294/15 R, 16, 19.1, 100; 29/279, 764

4,575,143 3/1986 Nast 294/100
4,934,089 6/1990 Samar 43/5
4,950,015 8/1990 Nejib et al. 294/100
4,987,634 1/1991 Weihrauch 294/100

Primary Examiner—Bernard Ansher
Assistant Examiner—Philip Hyder
Attorney, Agent, or Firm—Terry M. Gernstein

[57] **CLAIM**

The ornamental design for a grasping tool, as shown and described.

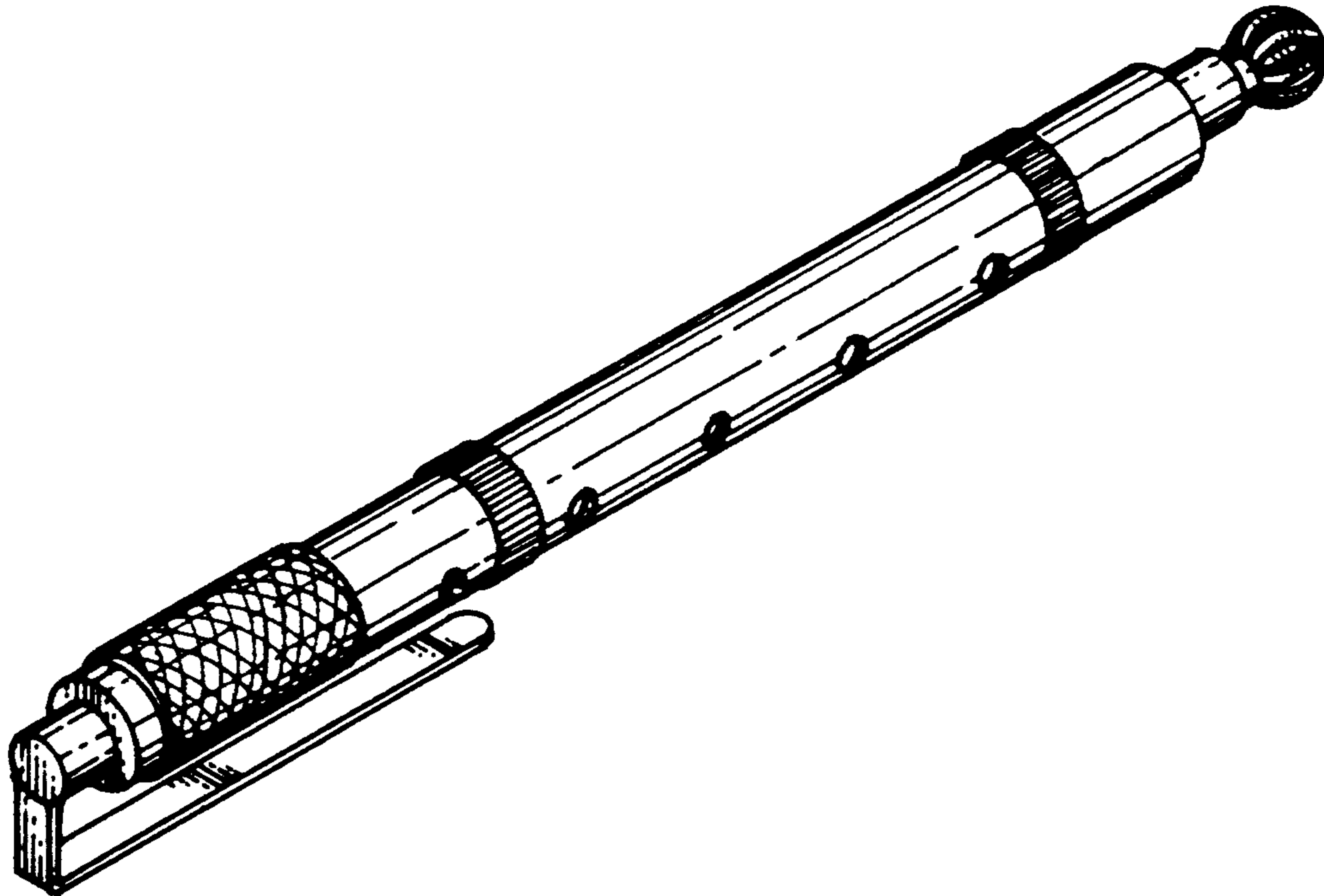
DESCRIPTION

FIG. 1 is a top, side and end perspective view of the grasping tool showing my new design;
FIG. 2 is a front end elevational view thereof;
FIG. 3 is a rear elevational view thereof;
FIG. 4 is a right side elevational view thereof;
FIG. 5 is a left side elevational view thereof;
FIG. 6 is a top plan view thereof; and
FIG. 7 is a bottom view thereof.

[56] **References Cited**

U.S. PATENT DOCUMENTS

D. 233,132 10/1974 Olson D8/86
D. 259,696 6/1981 Shea D8/86
3,101,964 8/1963 Reaser 294/26
3,384,408 5/1968 Furzey D8/14
3,797,875 3/1974 den Hamer 294/1.1
3,922,027 11/1975 Nessel 294/19 A
3,986,745 10/1976 Langguth 294/66 R



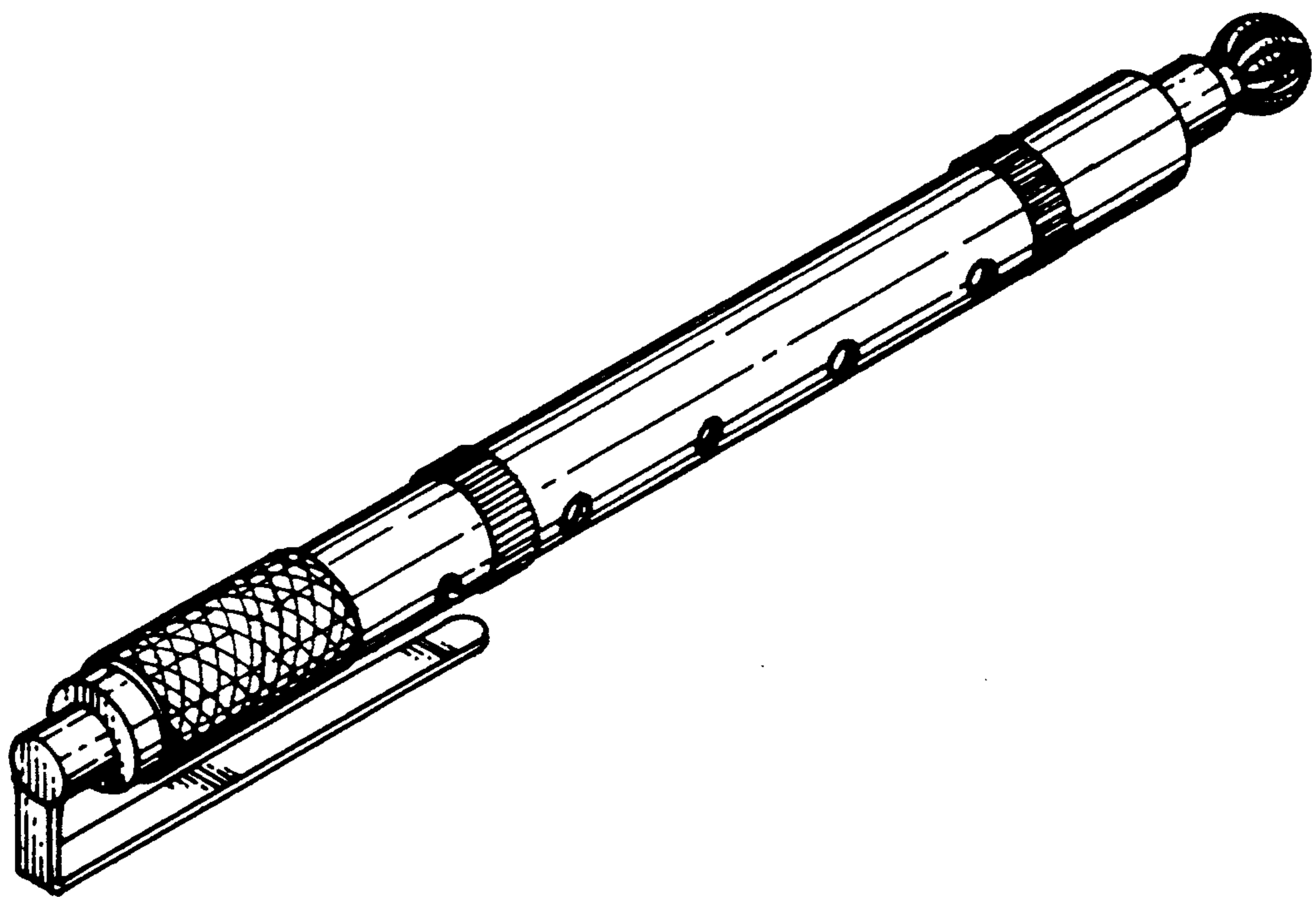


FIG. 1



FIG. 2



FIG. 3

FIG. 4




FIG. 5

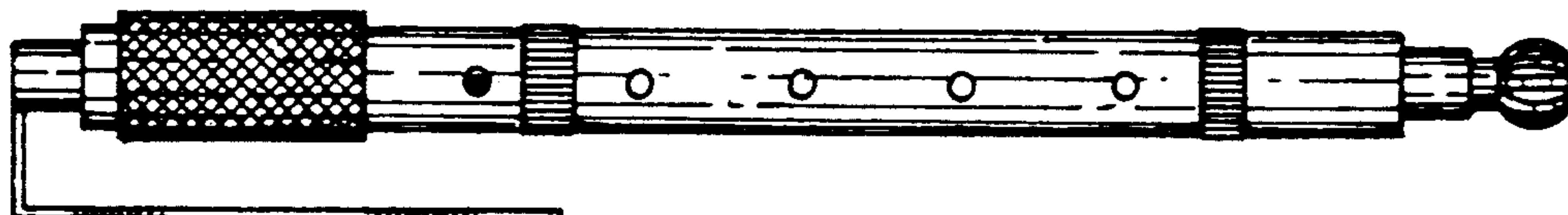


FIG. 6




FIG. 7

