



US00D342426S

United States Patent [19]

Concari

[11] Patent Number: **Des. 342,426**

[45] Date of Patent: **** Dec. 21, 1993**

[54] **TROWEL**

[75] Inventor: **Gabriel E. Concari, Madison, Wis.**

[73] Assignee: **Fiskars Oy Ab, Helsinki, Finland**

[*] Notice: **The portion of the term of this patent subsequent to Aug. 17, 2007 has been disclaimed.**

[**] Term: **14 Years**

[21] Appl. No.: **730,299**

[22] Filed: **Jul. 15, 1991**

[52] U.S. Cl. **D8/10**

[58] Field of Search **D8/10; 294/49**

[56] **References Cited**

U.S. PATENT DOCUMENTS

D. 23,226	4/1894	Brand	D8/10
D. 198,533	6/1964	Langlie	D8/10
D. 256,979	9/1980	Nadle	D8/10
D. 292,865	11/1987	Scott	D8/10
D. 295,013	4/1988	Voshikian	D8/10
D. 305,496	1/1990	Jasperson	D8/10
D. 318,602	7/1991	Vosbikian	D8/10
1,321,055	11/1919	Kingsbury	D8/10 X

OTHER PUBLICATIONS

David Kay, Apr. 1, 1987, p. 28, transplanter, circled item in middle of page.

Union Fork and Hoe Company, Dec. 4, 1986 p. 37 transplanting trowel item 13 middle of page.

Ames Catalog, May 1986, p. 39, Hand transplanter, item J at left of page.

True Temper Catalog, Oct. 5, 1965, cover page, trowel, item D20, located at left of page.

Primary Examiner—Wallace R. Burke

Assistant Examiner—H. Baynham

Attorney, Agent, or Firm—Foley & Lardner

[57] **CLAIM**

The ornamental design for a trowel, as shown and described.

DESCRIPTION

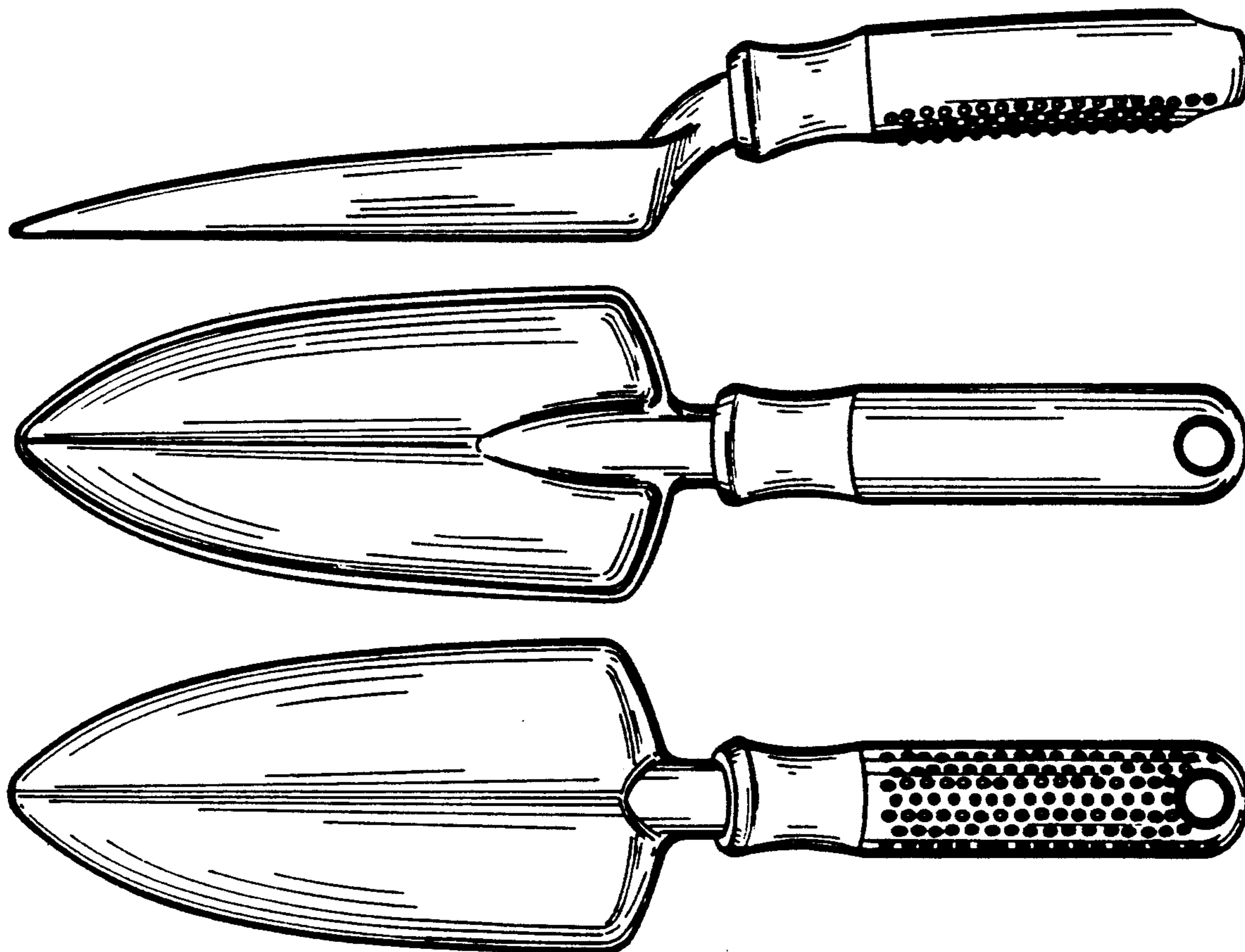
FIG. 1 is a front elevational view of a trowel showing my new design;

FIG. 2 is a top plan view thereof;

FIG. 3 is a bottom plan view thereof;

FIG. 4 is a left side elevational view thereof; and,

FIG. 5 is a right side elevational view thereof.



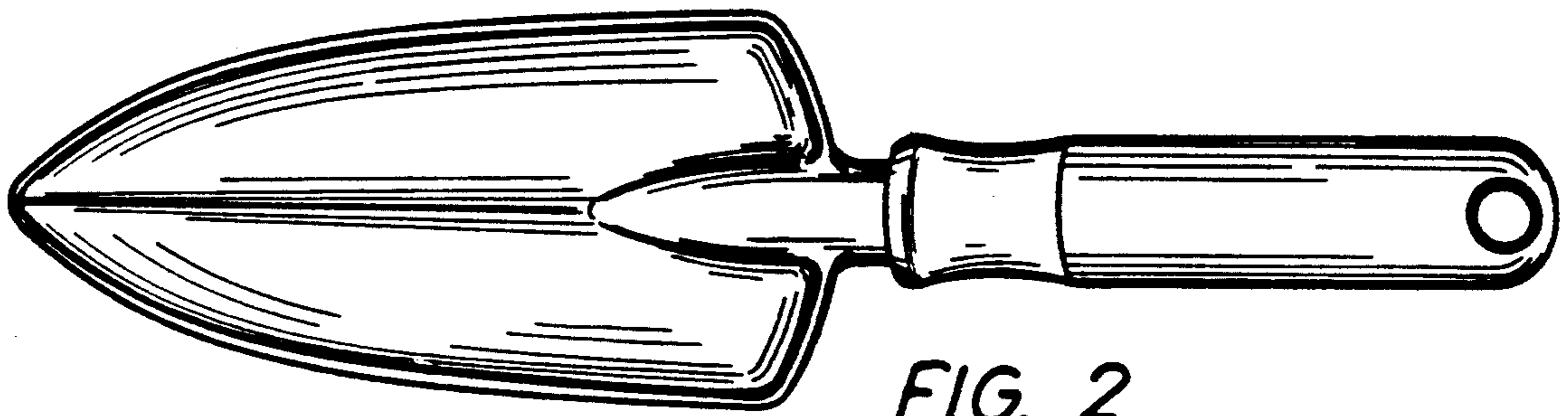


FIG. 2




FIG. 4




FIG. 1

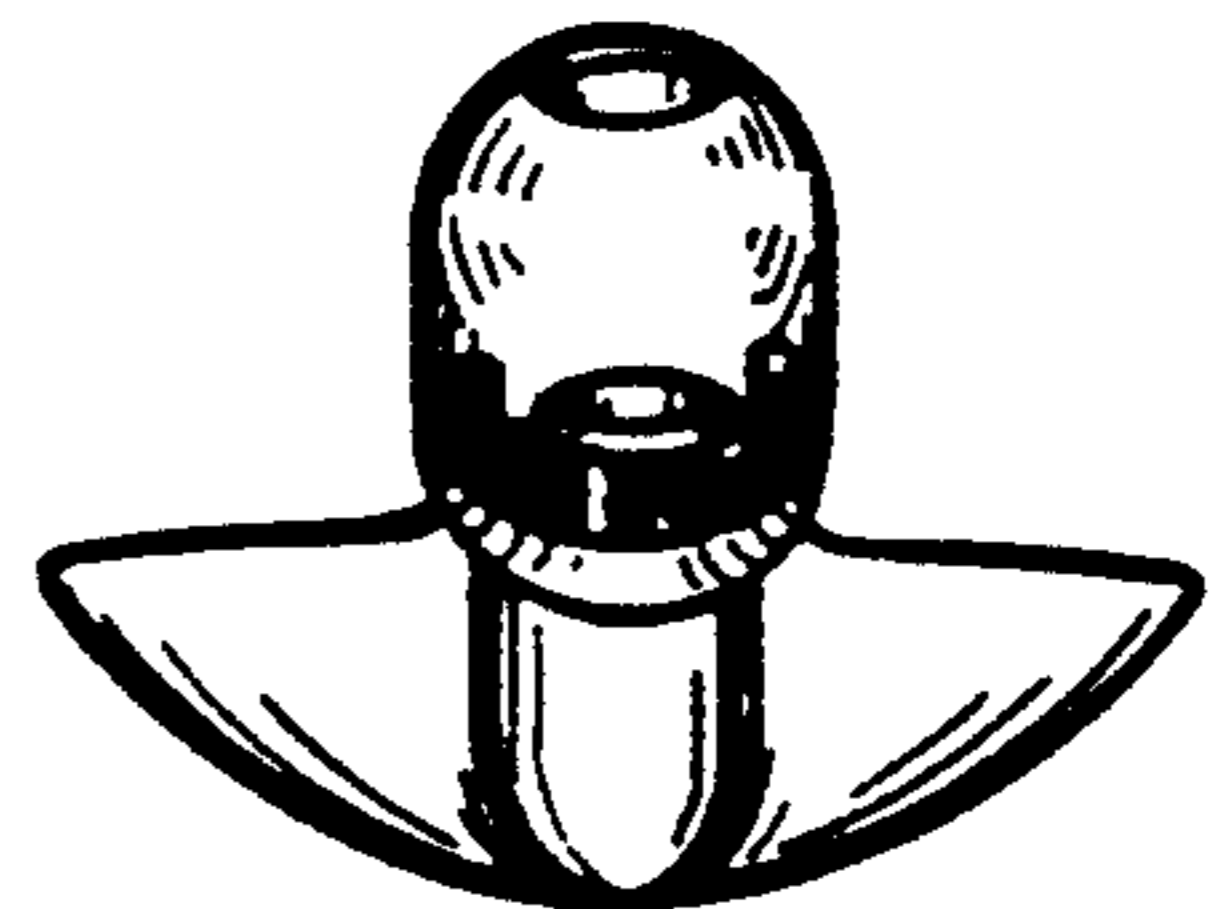


FIG. 5

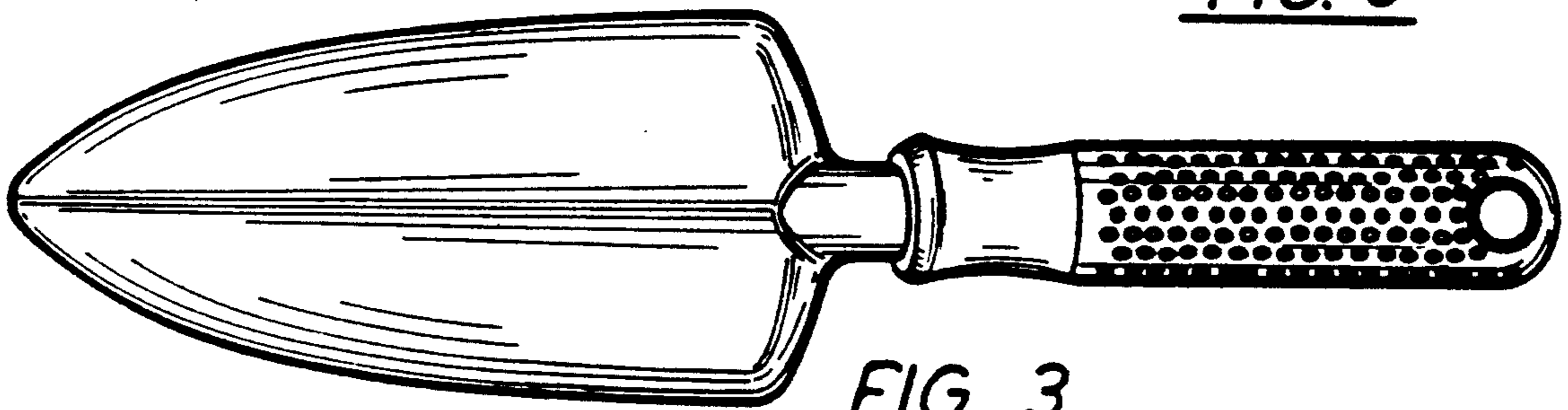


FIG. 3