



US00D342391S

**United States Patent** [19]  
**Caldwell**

[11] **Patent Number: Des. 342,391**

[45] **Date of Patent: \*\* Dec. 21, 1993**

[54] **CHAIR**

[76] **Inventor:** John Caldwell, 1829 Warwick Rd.,  
San Marino, Calif. 91030

[\*\*] **Term:** 14 Years

[21] **Appl. No.:** 781,335

[22] **Filed:** Oct. 18, 1991

[52] **U.S. Cl.** ..... D6/376; D6/369;  
D6/379

[58] **Field of Search** ..... D6/334, 369, 370, 374,  
D6/375, 376, 379, 380, 500, 501, 502; 297/420,  
446

[56] **References Cited**

**U.S. PATENT DOCUMENTS**

D. 82,938 12/1930 Hauser ..... D6/376 X  
D. 316,491 4/1991 Frinier ..... D6/379

**OTHER PUBLICATIONS**

Brown Jordan, Apr. 1973, p. 11, Chair #1230-20 at top right, copy in Brown Jordan Box, 290 Library.

*Primary Examiner*—Carmen H. Vales-Lado

*Assistant Examiner*—Gary D. Watson

*Attorney, Agent, or Firm*—Donald D. Mon

[57] **CLAIM**

The ornamental design for a chair, as shown and described.

**DESCRIPTION**

FIG. 1 is a left front perspective view of the chair according to the invention;


FIG. 2 is a left rear perspective view of the chair of FIG. 1;

FIG. 3 is a front view of the chair of FIG. 1;

FIG. 4 is a rear view of FIG. 3;

FIG. 5 is a right hand side view of the chair in FIG. 1, the left hand view being its mirror image; and,

FIG. 6 is a top view of the chair of FIG. 1.






FIG. 1

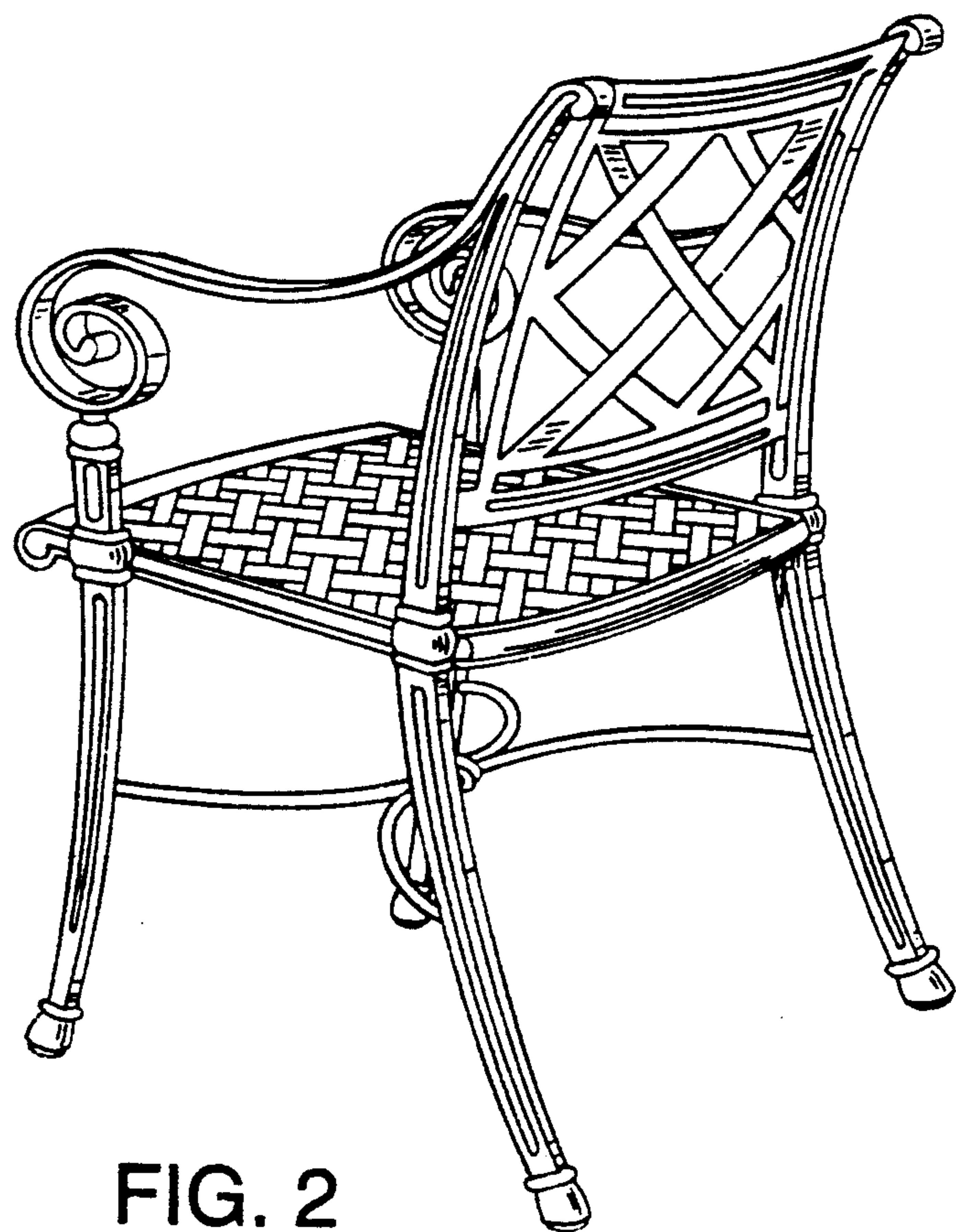


FIG. 2






FIG. 3




FIG. 4

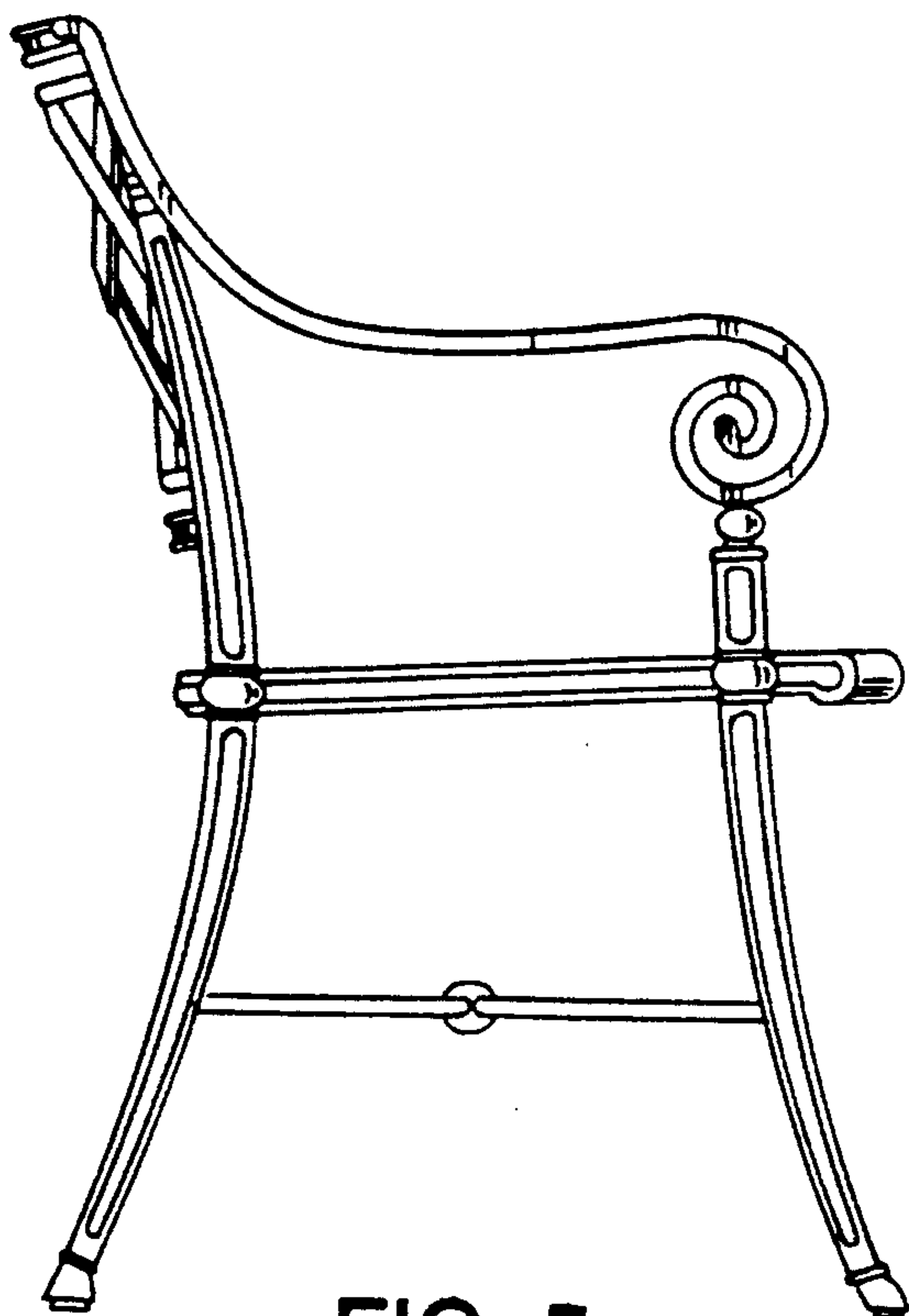


FIG. 5




FIG. 6