



US00D342387S

United States Patent [19]

[11] Patent Number: Des. 342,387

Bro et al.

[45] Date of Patent: ** Dec. 21, 1993

[54] GARMEN HANGER

Attorney, Agent, or Firm—Abelman Frayne & Schwab

[75] Inventors: Denise Bro, New York, N.Y.; Norman Katz, Jackson, Ind.; Herbert Feinberg, New York, N.Y.

[57] CLAIM

The ornamental design for a garment hanger, as shown and described.

[73] Assignee: I. Appel Corporation, New York, N.Y.

[**] Term: 14 Years

DESCRIPTION

[21] Appl. No.: 827,111

FIG. 1 is a front elevation view of a garment hanger showing my design;

[22] Filed: Jan. 28, 1992

FIG. 2 is a top plan view thereof;

[52] U.S. Cl. D6/315

FIG. 3 is a left-hand side elevation thereof;

[58] Field of Search D6/315, 326, 318; 211/113; 40/322; 223/85, 88, 95, 96

FIG. 4 is a right-hand side elevation thereof;

FIG. 5 is an underside plan view thereof;

FIG. 6 is a cross-section taken in the direction of the arrows on line 6—6 of FIG. 1;

FIG. 7 is a cross-section taken in the direction of the arrows on line 7—7 of FIG. 1;

[56] References Cited

U.S. PATENT DOCUMENTS

D. 202,240	9/1965	Bissonnette	D6/318
2,543,234	2/1951	Drainin	223/88
4,703,878	11/1987	Louw	223/88
4,744,496	5/1988	Blanchard	D6/315
4,759,440	7/1988	Kolton	211/113

FIG. 8 is a front elevation view of a second embodiment of the design of FIG. 1, the only difference being the inclusion of the downwardly extending supports;

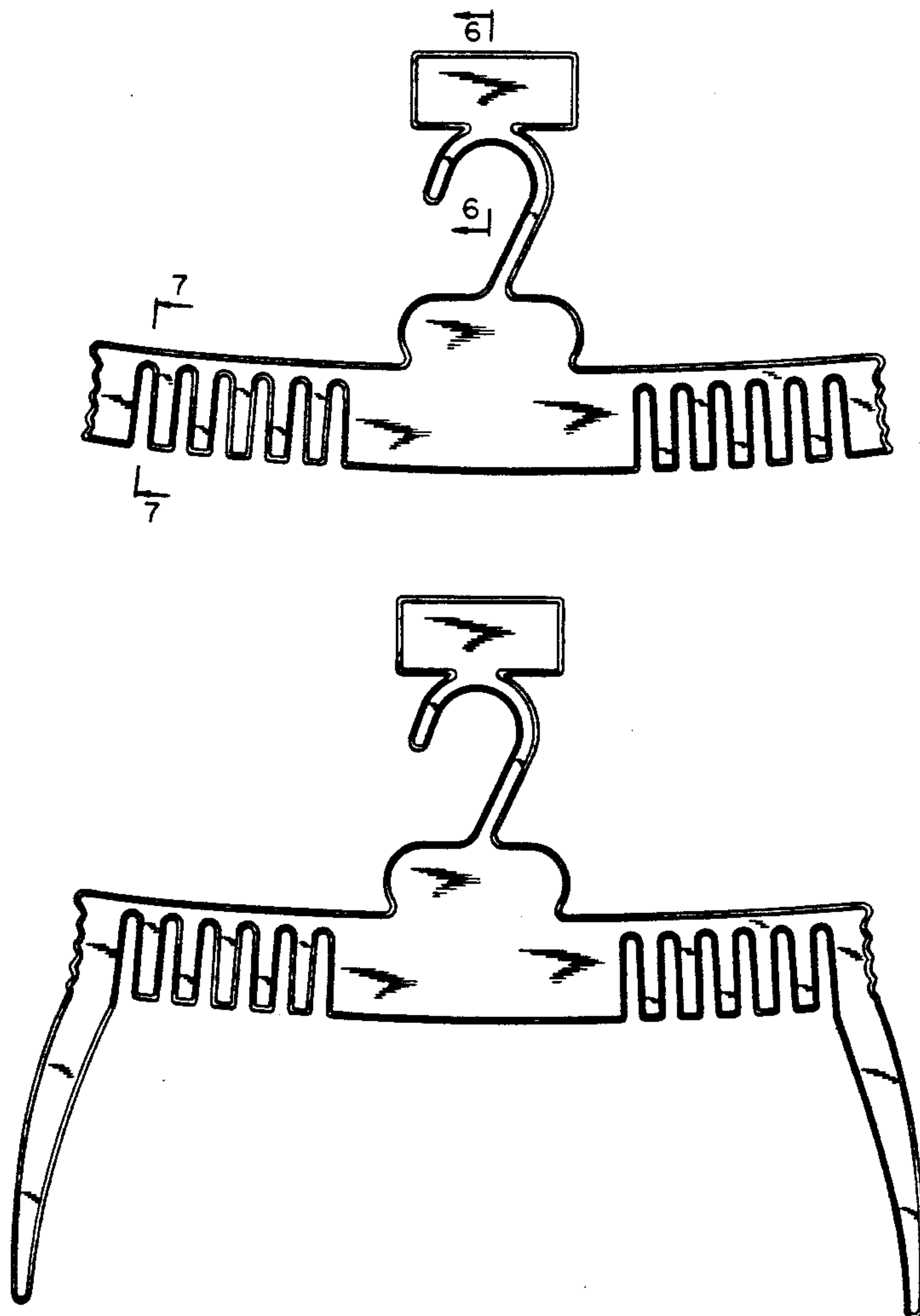
FIG. 9 is a left-hand side elevation of FIG. 8;

FIG. 10 is a right-hand side elevation of FIG. 8;

FIG. 11 is a plan view of FIG. 8; and,

FIG. 12 is an underside plan view of FIG. 8.

Primary Examiner—B. J. Bullock



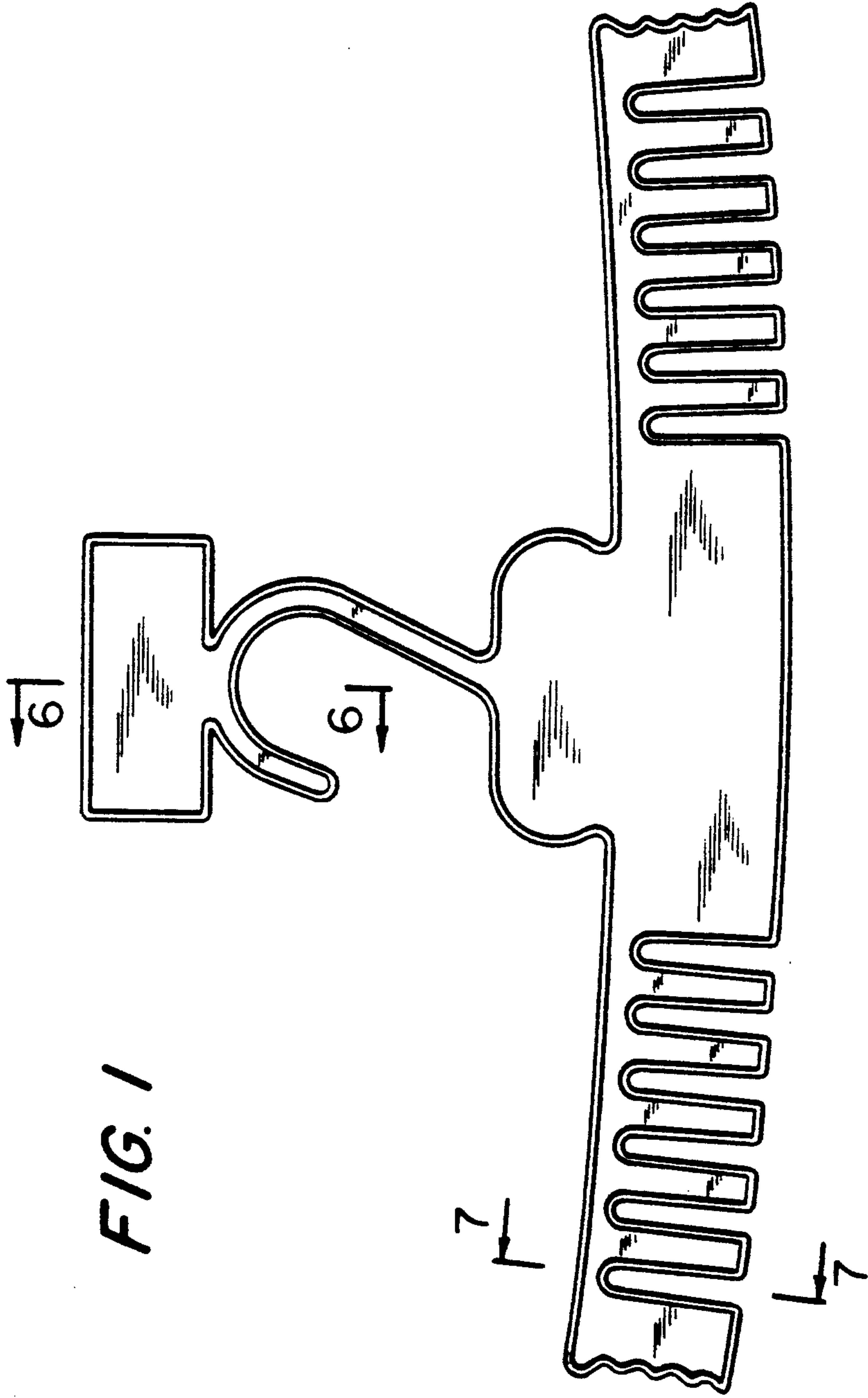


FIG. 1



FIG. 2



FIG. 6



FIG. 7

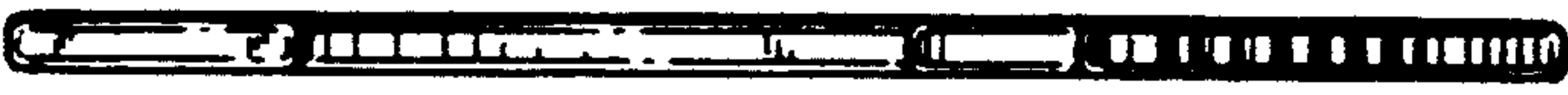


FIG. 4



FIG. 3

FIG. 5



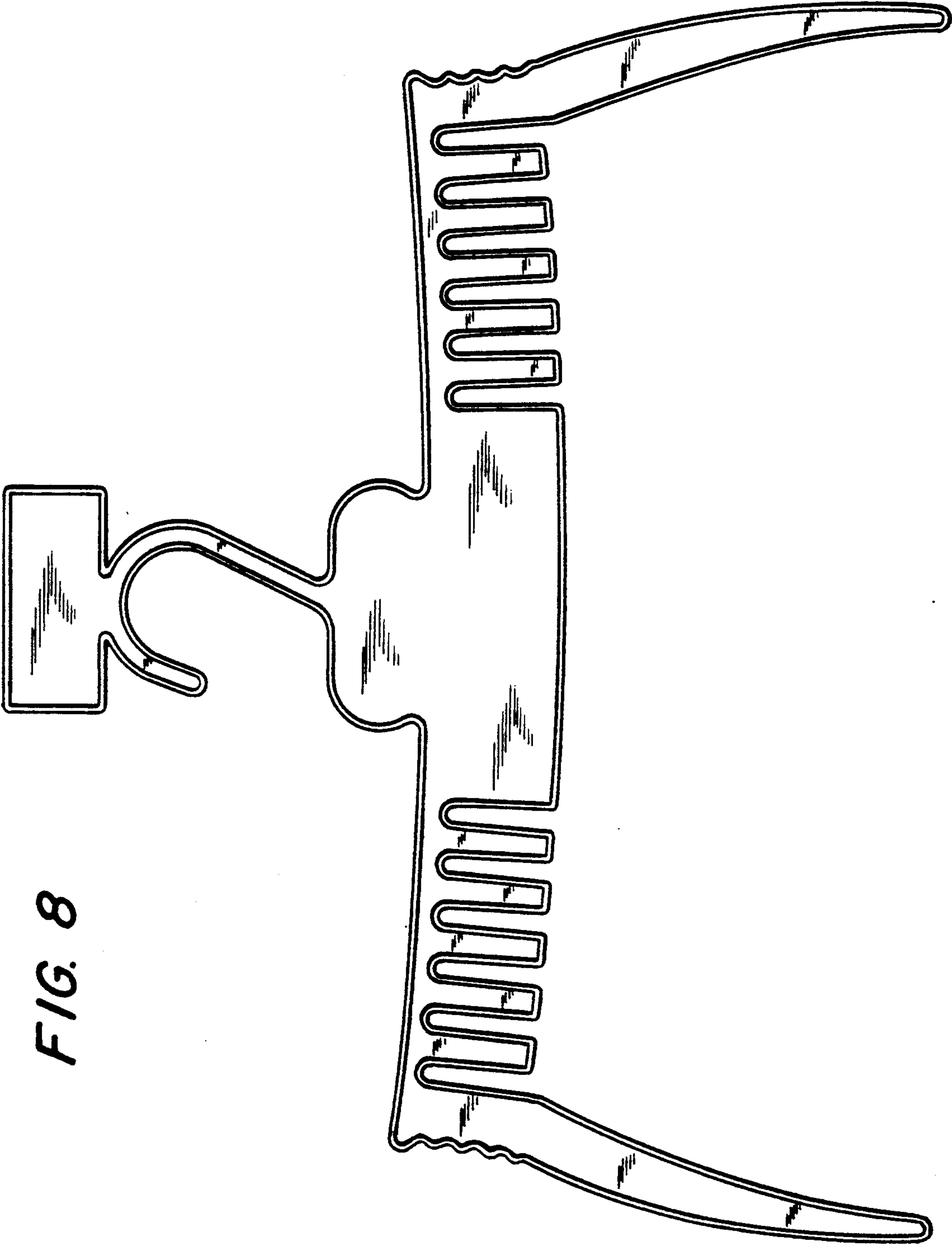


FIG. 8

FIG. 11



FIG. 12



FIG. 10



FIG. 9

