

United States Patent [19]
MacDonald



US00D342384S

[11] **Patent Number: Des. 342,384**

[45] **Date of Patent: ** Dec. 21, 1993**

[54] **KEY RING HOLDER**

[76] **Inventor: Sumner MacDonald, 337 Water St.,
Warren, R.I. 02885**

[**] **Term: 14 Years**

[21] **Appl. No.: 710,946**

[22] **Filed: Jun. 6, 1991**

[52] **U.S. Cl. D3/61**

[58] **Field of Search D3/61, 62, 63, 64, 65,
D3/103; 70/456 R, 456 B, 457-460; 24/3 K, 3
L, 3 M, 298-302**

[56] **References Cited**

U.S. PATENT DOCUMENTS

D. 308,601 6/1990 McDonald D3/61
D. 310,136 8/1990 MacDonald D3/61
4,776,191 10/1988 MacDonald D3/61

Primary Examiner—James R. Lergen

Assistant Examiner—R. Seifert

Attorney, Agent, or Firm—Robert J. Doherty

[57] **CLAIM**

The ornamental design for a key ring holder, as shown and described.

DESCRIPTION

FIG. 1 is a perspective view of a key ring holder showing my new design;

FIG. 2 is a front elevational view thereof;

FIG. 3 is a rear elevational view thereof;


FIG. 4 is a side elevational view thereof taken from the right side of FIG. 2;

FIG. 5 is a side elevational view thereof taken from the left side of FIG. 2;

FIG. 6 is a top plan view thereof; and,

FIG. 7 is a bottom plan view thereof.

The broken line showing of a keyring in FIG. 1 is for illustrative purposes only and forms no part of the claimed design.



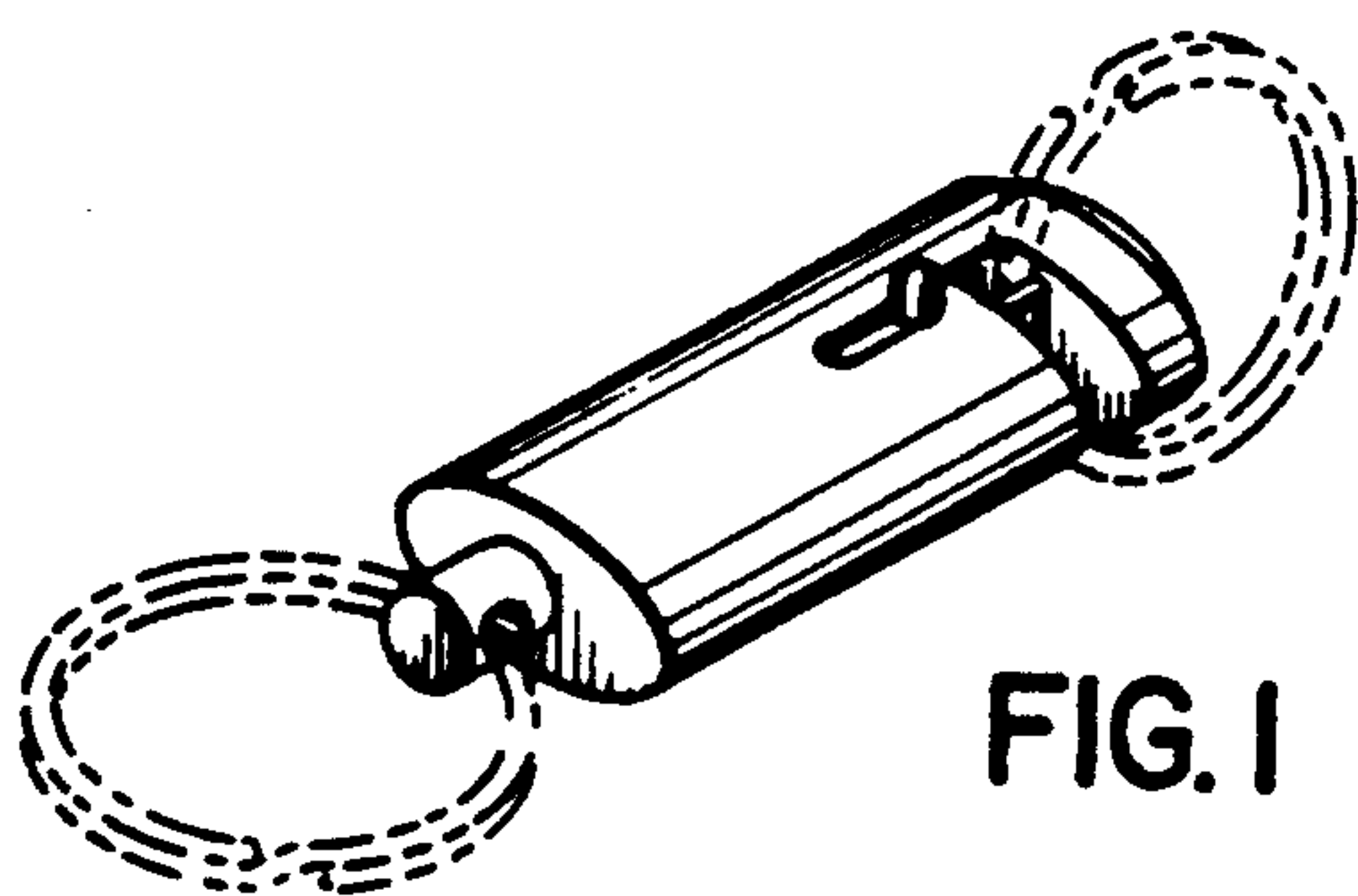


FIG. 1



FIG. 2




FIG. 3



FIG. 4



FIG. 5



FIG. 6



FIG. 7