



US00D342374S

United States Patent [19]

Wang

[11] Patent Number: **Des. 342,374**

[45] Date of Patent: **** Dec. 21, 1993**

[54] **INSOLE**

[76] Inventor: **Shu P. Wang**, No. 95, Lane 690, Feng Shih Rd., Nan Tien Li, Feng Yuan City, Taichung Hsien, Taiwan

[**] Term: **14 Years**

[21] Appl. No.: **896,473**

[22] Filed: **Jun. 10, 1992**

[52] U.S. Cl. **D2/961**

[58] Field of Search **D2/264, 265, 274, 311, D2/317-323; 36/25 R, 30 R, 32 R, 43, 44, 59 R, 100-107, 132, 136, 28, 29**

[56] **References Cited**

U.S. PATENT DOCUMENTS

- D. 287.302 12/1986 Peterson D2/318
- D. 287.902 1/1987 Forsyth D2/318
- D. 289.103 4/1987 Autry D2/320 X
- D. 290.423 6/1987 Peterson D2/318

- D. 300.687 4/1989 Kelley D2/318
- D. 324.761 3/1992 Soo-Kwan D2/318

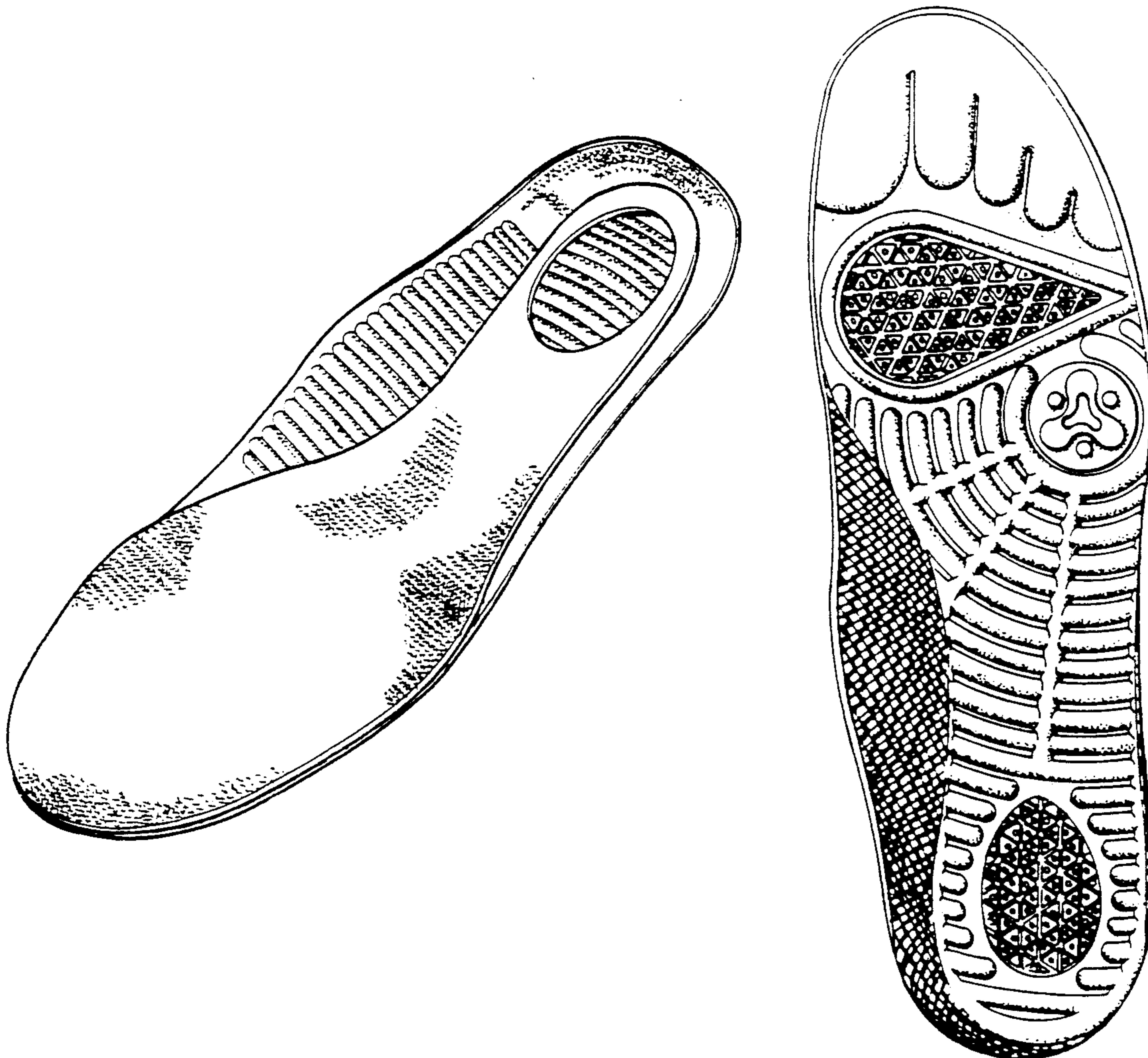
Primary Examiner—Louis S. Zarfes
Attorney, Agent, or Firm—Michael D. Bednarek

[57] **CLAIM**

The ornamental design for an insole, as shown and described.

DESCRIPTION

FIG. 1 is a top, front and right perspective view of an insole showing my design;
 FIG. 2 is a front elevational view thereof;
 FIG. 3 is a rear elevational view thereof;
 FIG. 4 is a top plan view thereof;
 FIG. 5 is a bottom plan view thereof;
 FIG. 6 is a left side elevational view thereof;
 FIG. 7 is a right side elevational view thereof; and
 FIG. 8 is a bottom, rear and left perspective view of the insole.



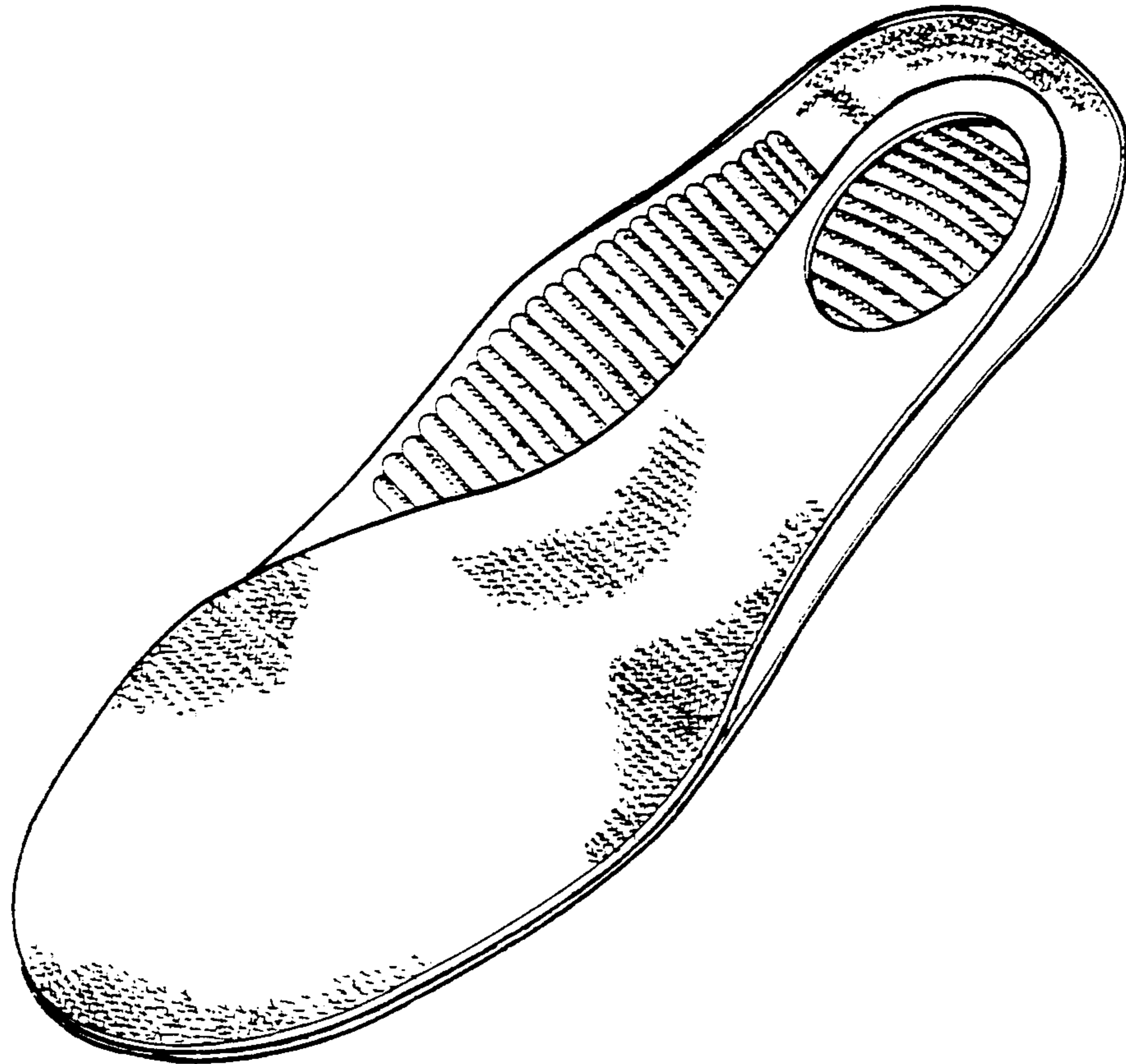


FIG. 1



FIG. 2




FIG. 3

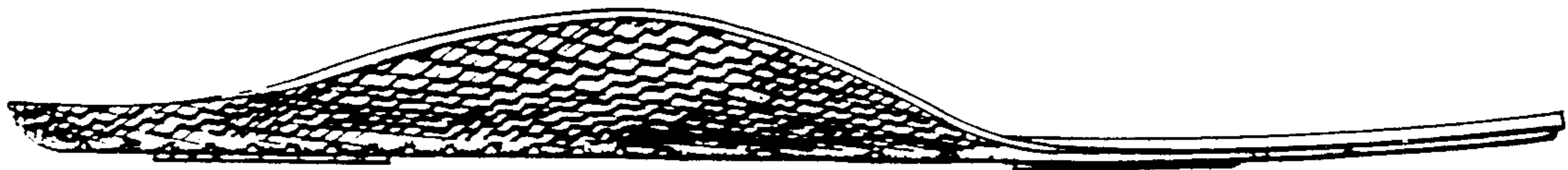


FIG. 6

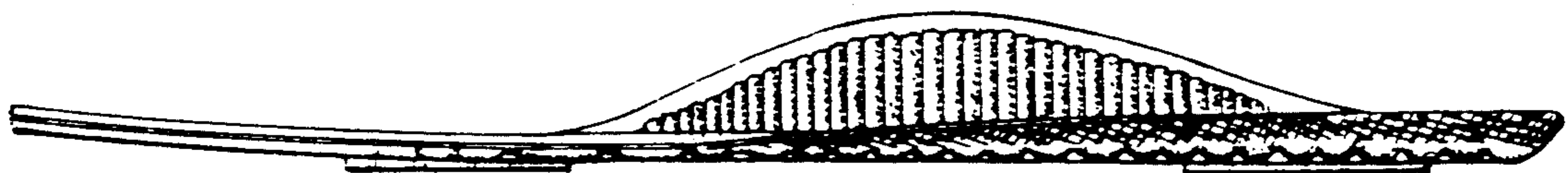


FIG. 7

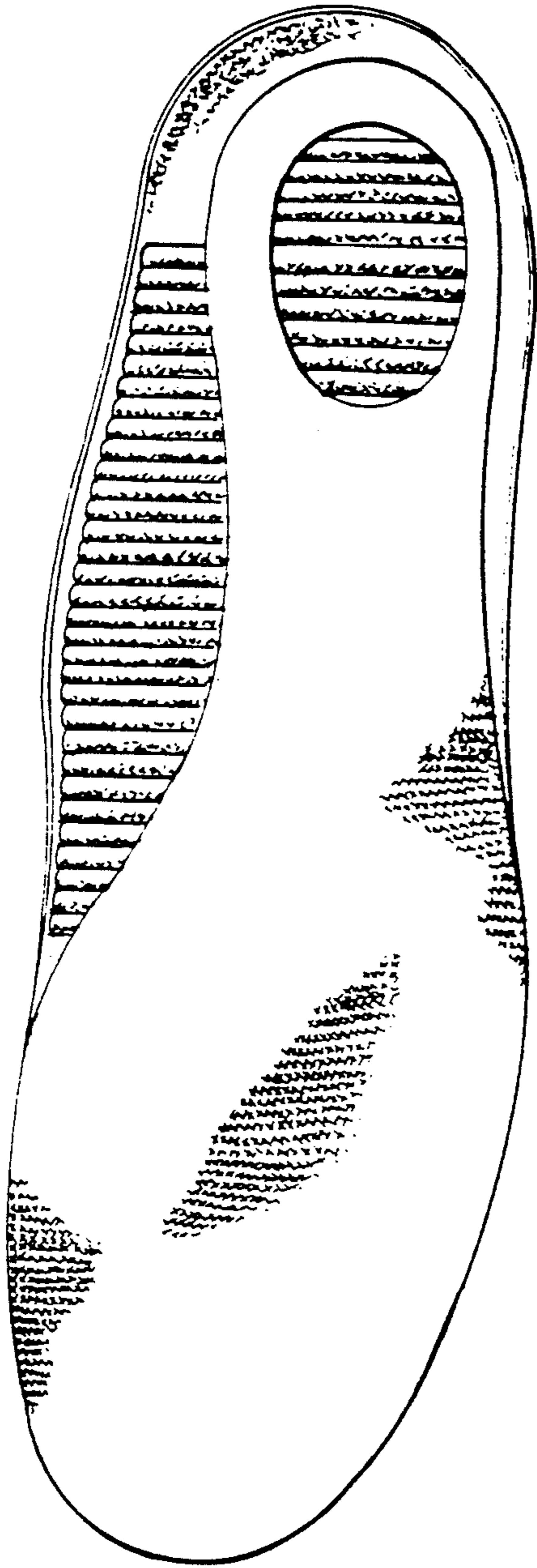


FIG. 4

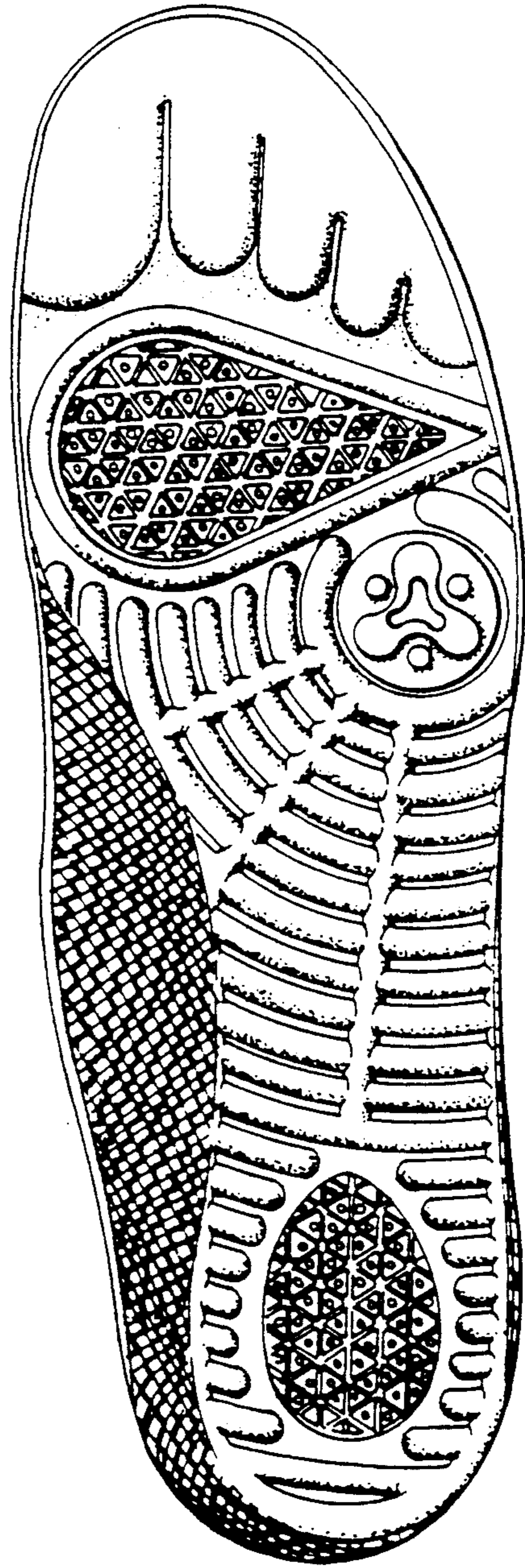


FIG. 5



FIG. 8