



US00D342368S

United States Patent [19]

[11] Patent Number: Des. 342,368

Gibson

[45] Date of Patent: ** Dec. 21, 1993

[54] PERSPIRATION SHIELD

3,272,237 4/1973 Glatt 2/56
4,631,752 12/1986 Heyman et al. 2/56

[76] Inventor: Monty C. Gibson, 938 W. 65 St., Los Angeles, Calif. 90044

FOREIGN PATENT DOCUMENTS

[**] Term: 14 Years

2282822 3/1976 France 2/55
0013932 of 1899 United Kingdom 2/53

[21] Appl. No.: 762,214

Primary Examiner—A. Hugo Word
Assistant Examiner—Celia A. Murphy
Attorney, Agent, or Firm—Leon Gilden

[22] Filed: Sep. 19, 1991

[52] U.S. Cl. D2/227; D2/225;
D2/226

[57] CLAIM

[58] Field of Search D2/10, 225, 226, 227;
D29/10; 2/46, 47, 48, 49 R, 53, 54, 55, 56, 104;
450/102, 103

The ornamental design for a perspiration shield, as shown and described.

[56] References Cited

DESCRIPTION

U.S. PATENT DOCUMENTS

847,241 3/1907 Cochran 2/55
887,454 5/1908 Basch 2/55
2,657,689 11/1953 Kay D2/10
2,747,193 5/1956 Pulsifer 2/56
3,145,391 8/1964 Tyrell, Jr. 2/56

FIG. 1 is a front elevational view of a perspiration shield showing my new design;
FIG. 2 is a rear elevational view thereof;
FIG. 3 is a top plan view thereof;
FIG. 4 is a bottom plan view thereof;
FIG. 5 is a left side elevational view thereof; and,
FIG. 6 is a right side elevational view thereof.

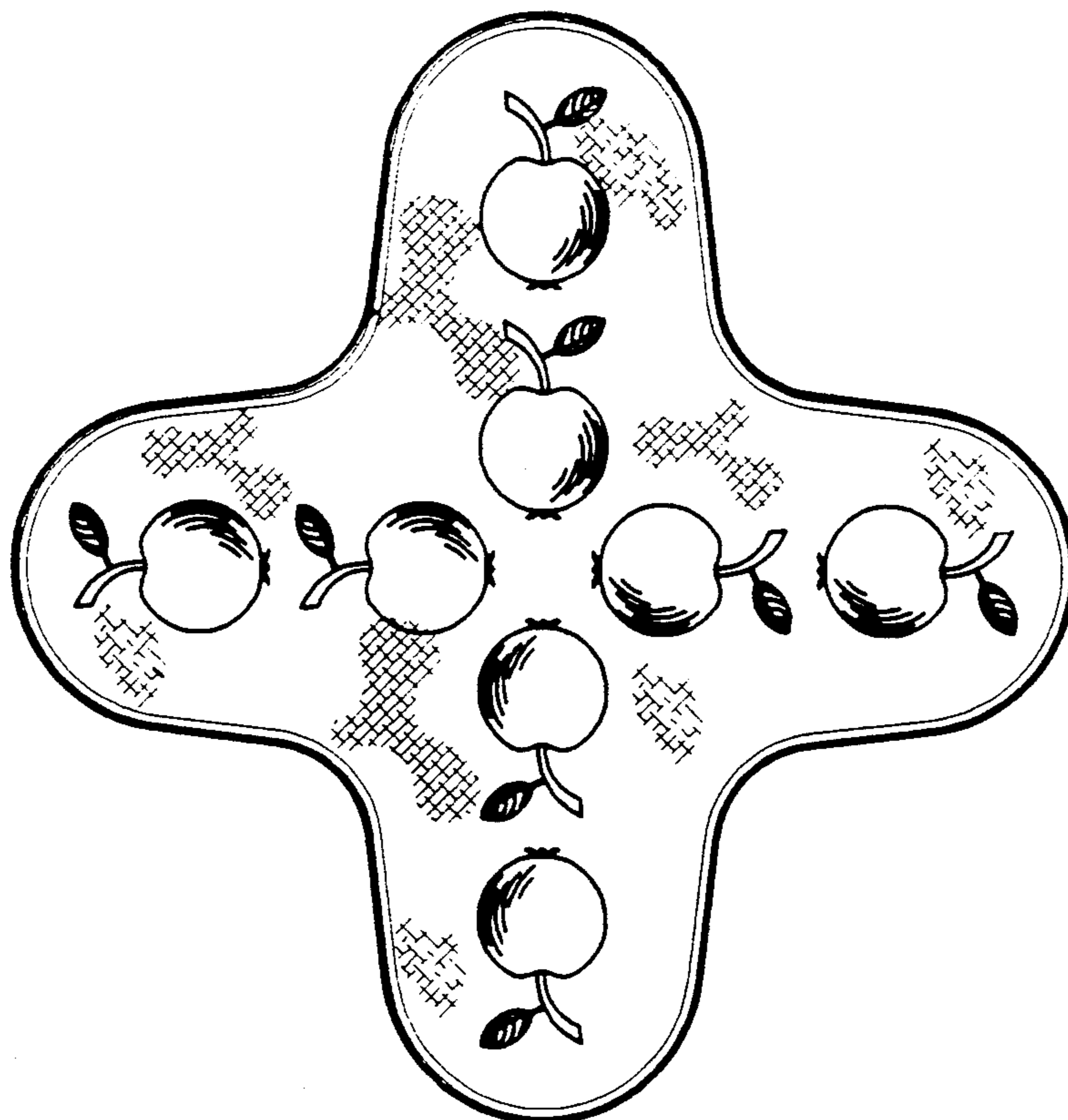


FIG. 1

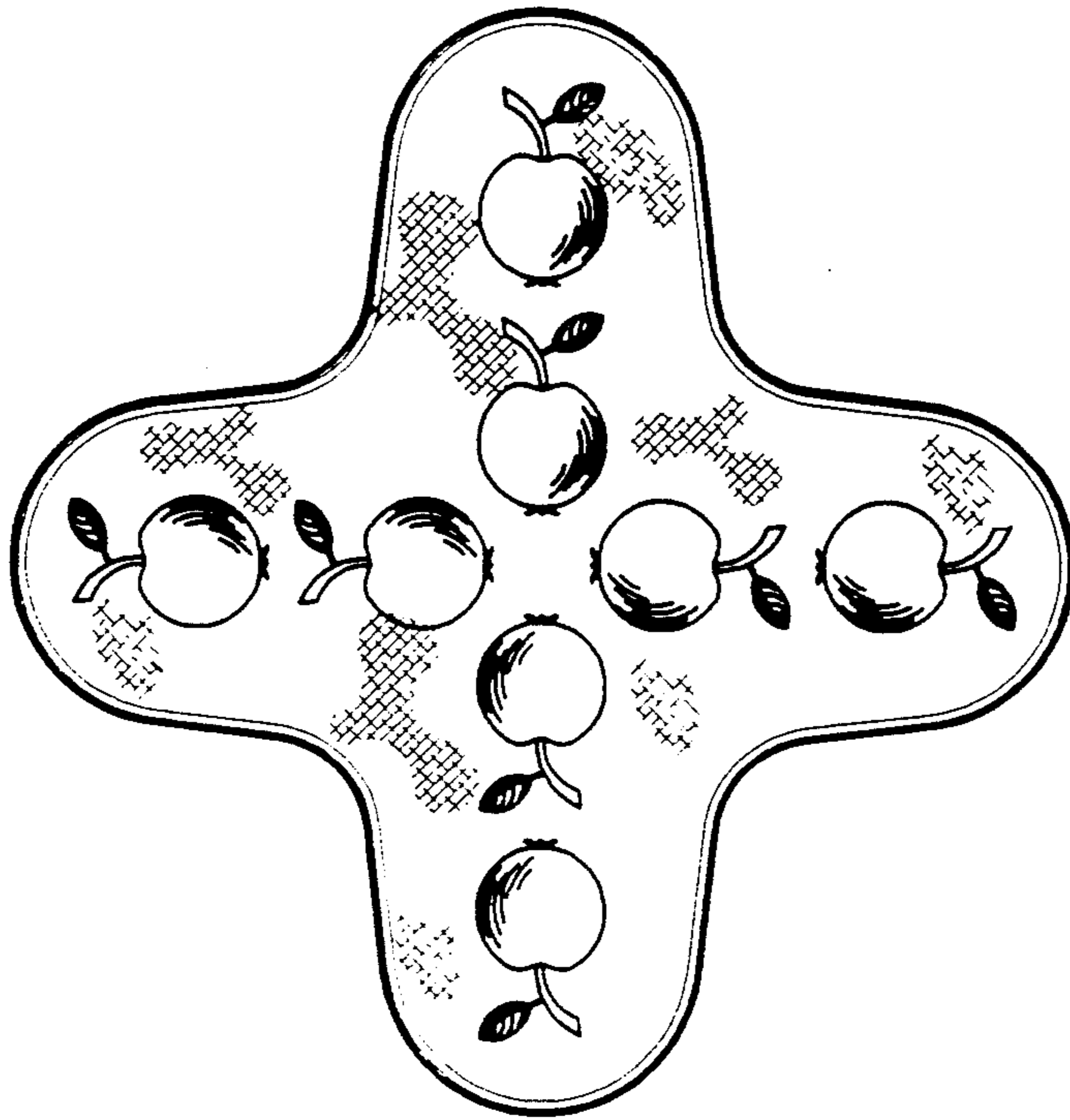


FIG. 2

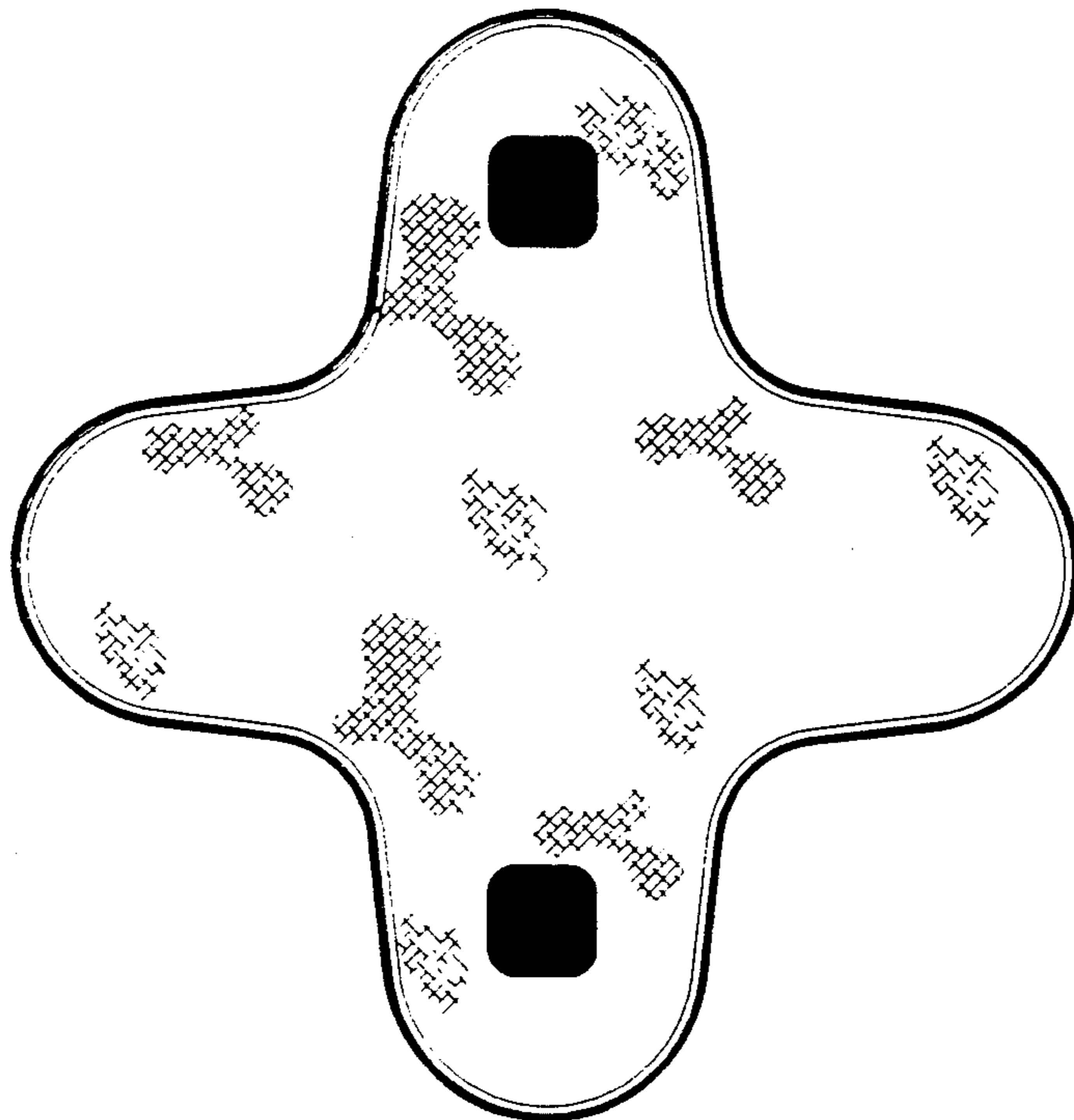


FIG. 3



FIG. 4



FIG. 5



FIG. 6

