



US00D342345S

# United States Patent [19]

[11] Patent Number: **Des. 342,345**

**Yonezawa**

[45] Date of Patent: **\*\* Dec. 14, 1993**

[54] **ELECTRIC HAIR CLIPPER**

[75] Inventor: **Kazuyoshi Yonezawa, Nara, Japan**

[73] Assignee: **Matsushita Electric Works, Ltd., Osaka, Japan**

[\*\*] Term: **14 Years**

[21] Appl. No.: **612,885**

[22] Filed: **Nov. 14, 1990**

[30] **Foreign Application Priority Data**

2,726,447 12/1955 Maloy ..... 30/202  
 2,867,902 1/1959 Groves ..... 30/200  
 4,581,822 9/1986 Fujimura ..... 30/220

### FOREIGN PATENT DOCUMENTS

677888 1/1986 Japan .  
 762988 2/1989 Japan .

*Primary Examiner*—Bernard Ansher  
*Assistant Examiner*—C. Tuttle  
*Attorney, Agent, or Firm*—Stevens, Davis, Miller & Mosher

May 28, 1990 [JP] Japan ..... 2-17835

[52] U.S. Cl. .... **D28/53**

[58] Field of Search ..... **D28/49-54;**  
 30/32, 34.1, 200-202, 210, 220

[57] **CLAIM**

The ornamental design for an electric hair clipper, as shown and described.

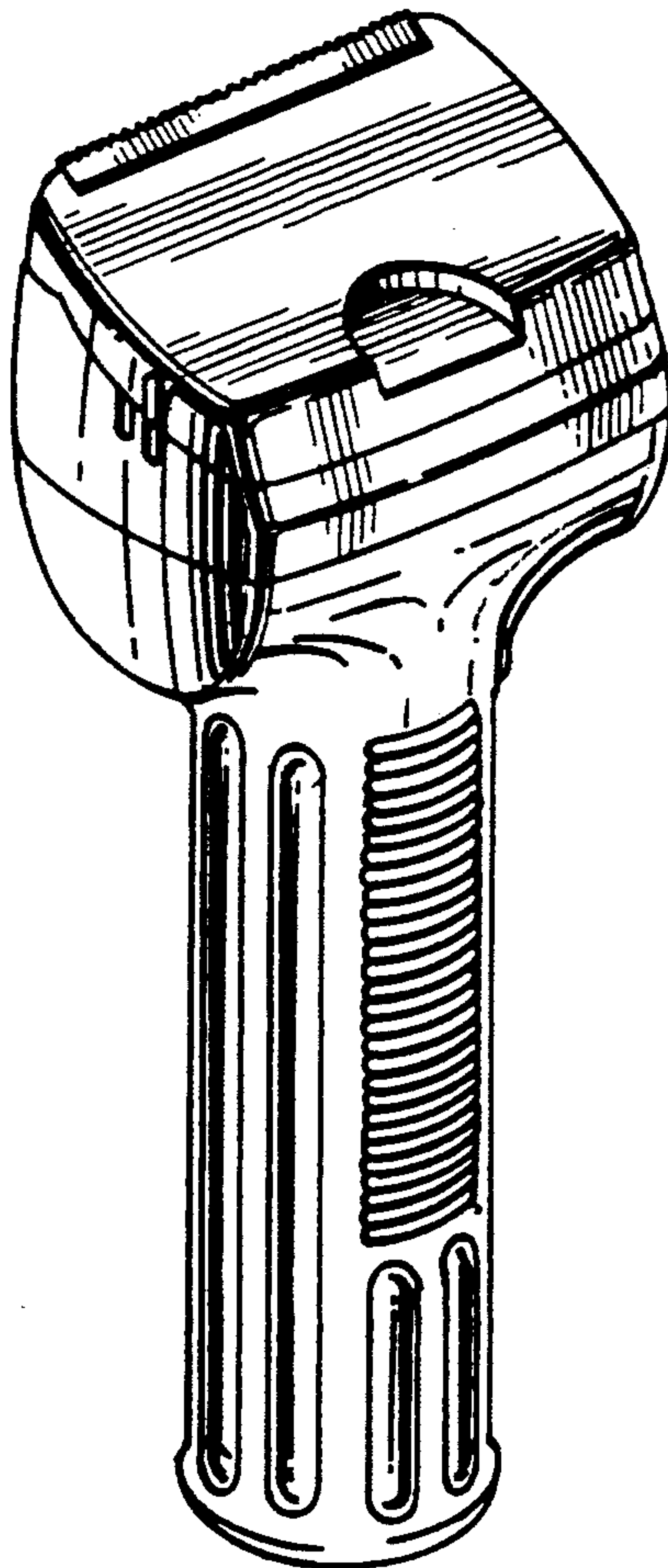
[56] **References Cited**

**U.S. PATENT DOCUMENTS**

D. 193,848 10/1962 Madl ..... D28/53  
 D. 211,553 6/1968 Koroncai ..... D28/51  
 D. 213,664 3/1969 Schellens ..... D28/51  
 D. 279,509 7/1985 Abe et al. .... D28/49  
 D. 306,917 3/1990 Terasawa et al. .... D28/53  
 2,107,750 2/1938 Frace et al. .... 30/208

### DESCRIPTION

FIG. 1 is a front elevational view of an electric hair clipper showing my new design;  
 FIG. 2 is a rear elevational view thereof;  
 FIG. 3 is a top plan view thereof;  
 FIG. 4 is a bottom plan view thereof;  
 FIG. 5 is a right side elevational view thereof;  
 FIG. 6 is a left side elevational view thereof; and,  
 FIG. 7 is a perspective view thereof.



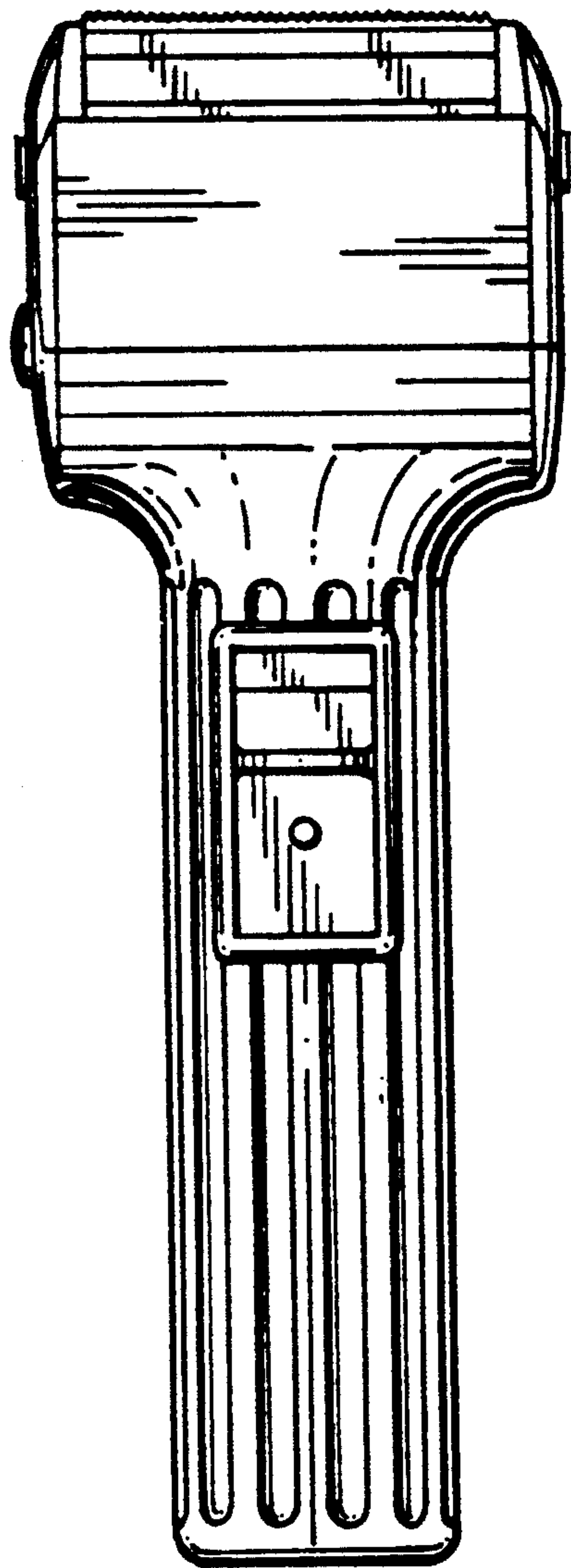


FIG. 1

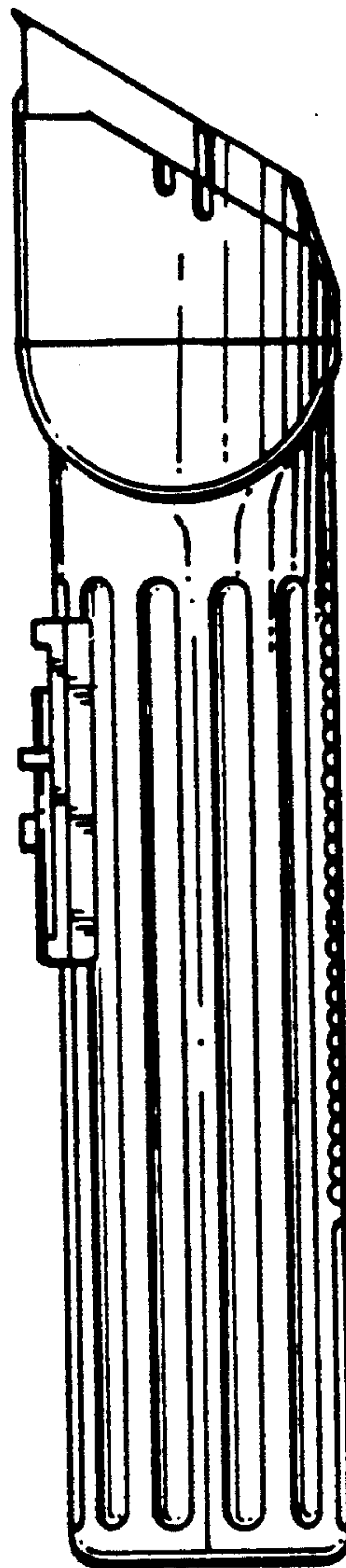


FIG. 5




FIG. 3

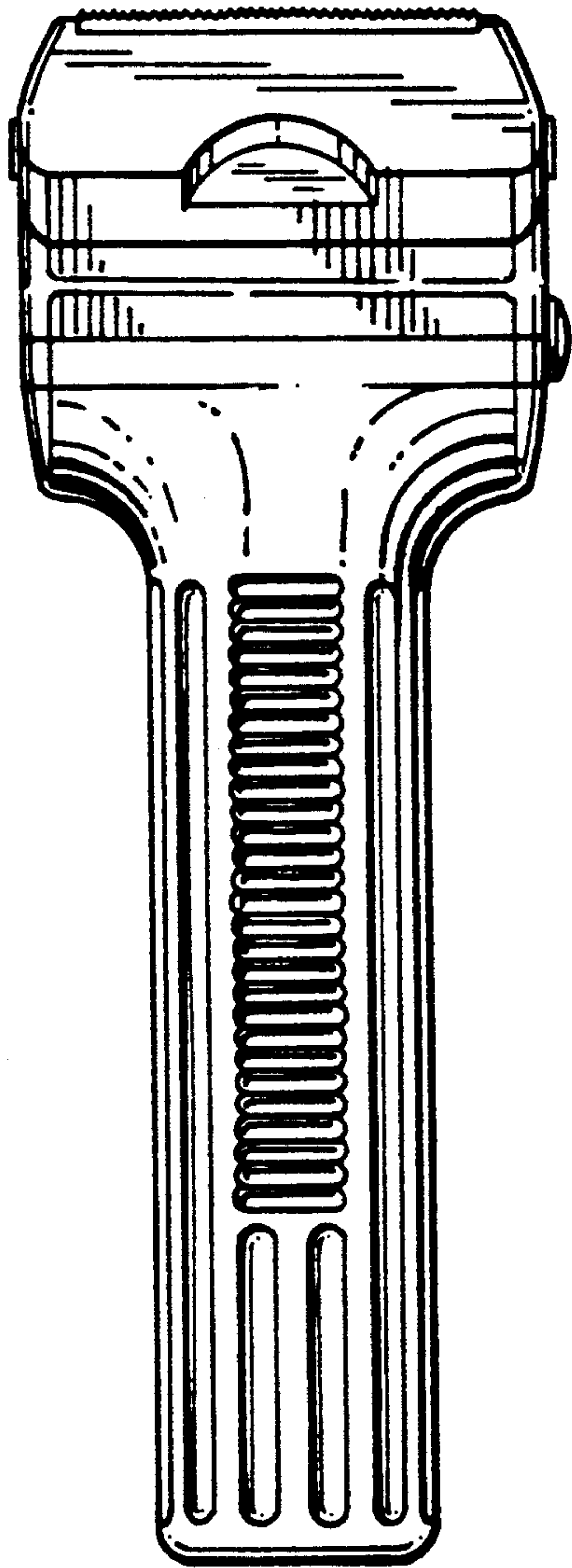


FIG. 2




FIG. 6


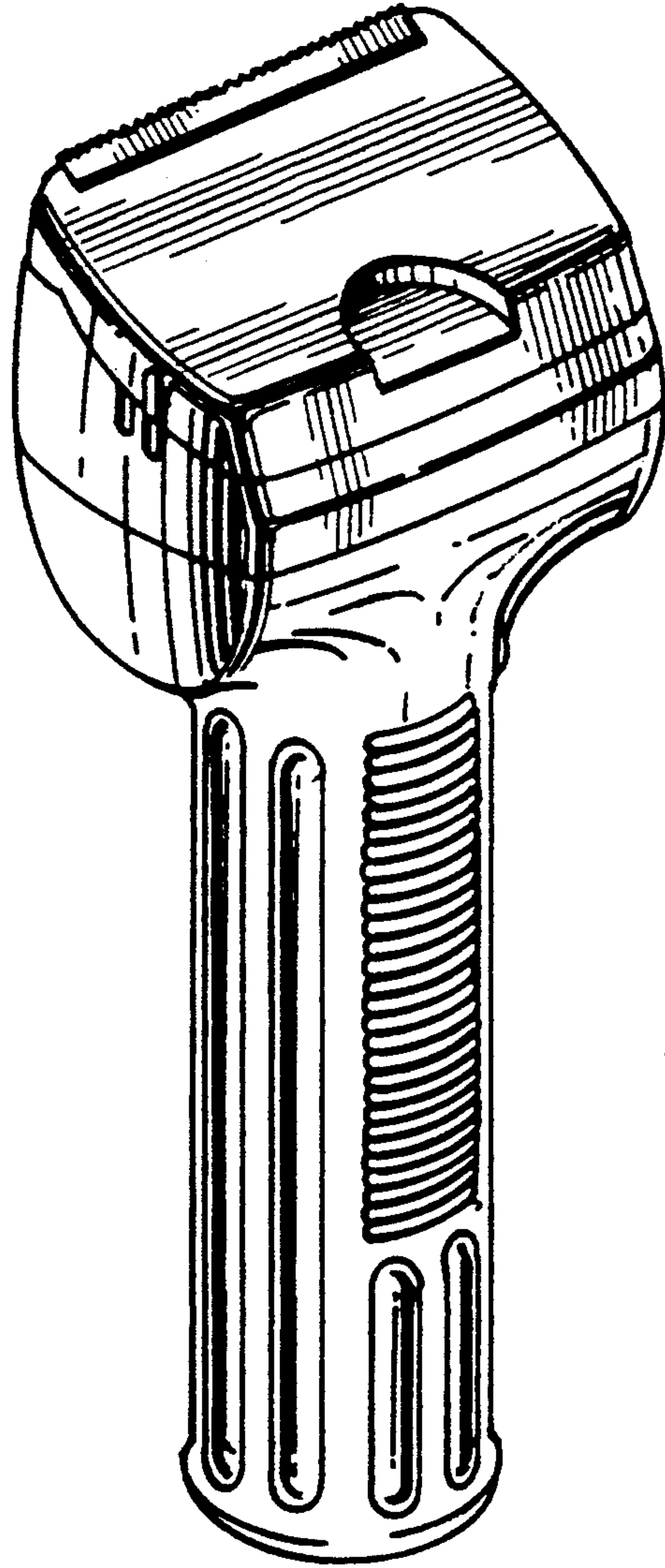


FIG. 4



**FIG. 7**