



US00D342344S

# United States Patent [19]

[11] Patent Number: **Des. 342,344**

**Nakashima et al.**

[45] Date of Patent: **\*\* Dec. 14, 1993**

[54] **ELECTRIC SHAVER**

[75] Inventors: **Yoshiyuki Nakashima; Shinji Yamamoto**, both of Osaka, Japan

[73] Assignee: **Matsushita Electric Works, Ltd.**, Osaka, Japan

[\*\*] Term: **14 Years**

[21] Appl. No.: **641,569**

[22] Filed: **Jan. 16, 1991**

[30] **Foreign Application Priority Data**

Jul. 18, 1990 [JP] Japan ..... 2-24454

[52] U.S. Cl. .... **D28/49**

[58] Field of Search ..... **D28/44-53;**  
30/32, 34.05, 34.1, 42, 43, 43.1-43.92, 44, 45,  
85-90

[56] **References Cited**

**U.S. PATENT DOCUMENTS**

D. 248,579 7/1978 Gotah et al. .... **D28/49**

D. 268,371 3/1983 Iwai et al. .... **D28/49**  
D. 286,210 10/1986 Abe et al. .... **D28/49**  
D. 295,564 5/1988 Iwai ..... **D28/49**  
D. 305,159 12/1989 Ullmann ..... **D28/49**  
D. 311,972 11/1990 Yonesawa et al. .... **D28/49**

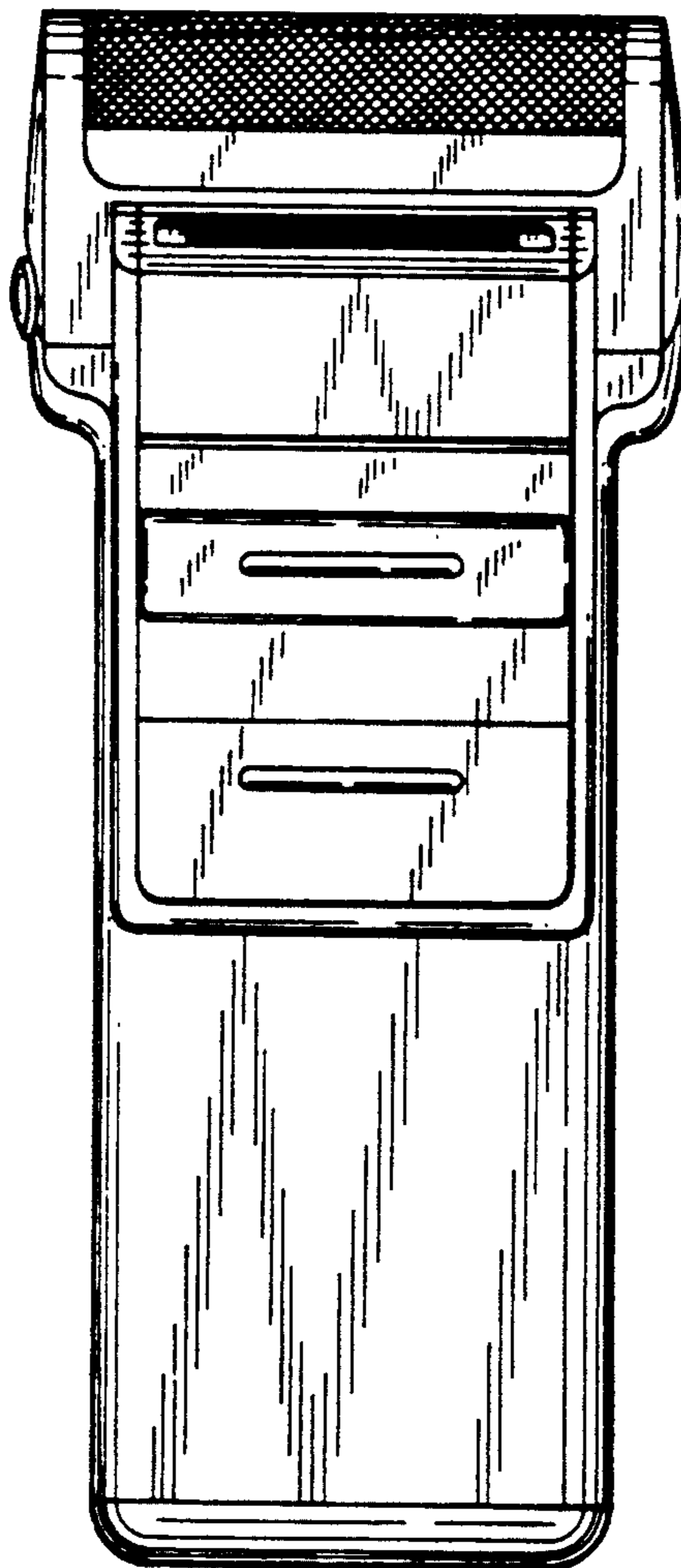
*Primary Examiner*—Bernard Ansher  
*Assistant Examiner*—C. Tuttle  
*Attorney, Agent, or Firm*—Burns, Doane, Swecker & Mathis

[57] **CLAIM**

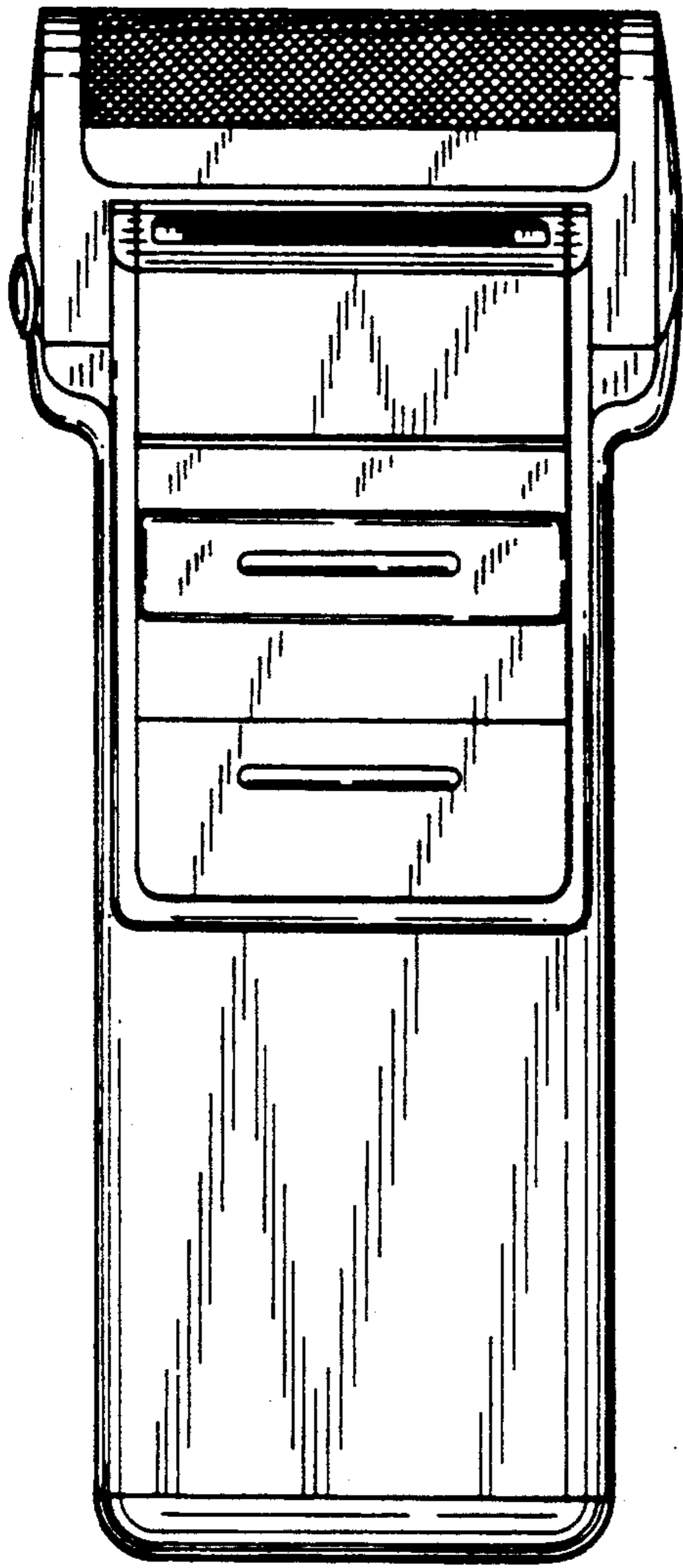
The ornamental design for an electric shaver, as shown and described.

**DESCRIPTION**

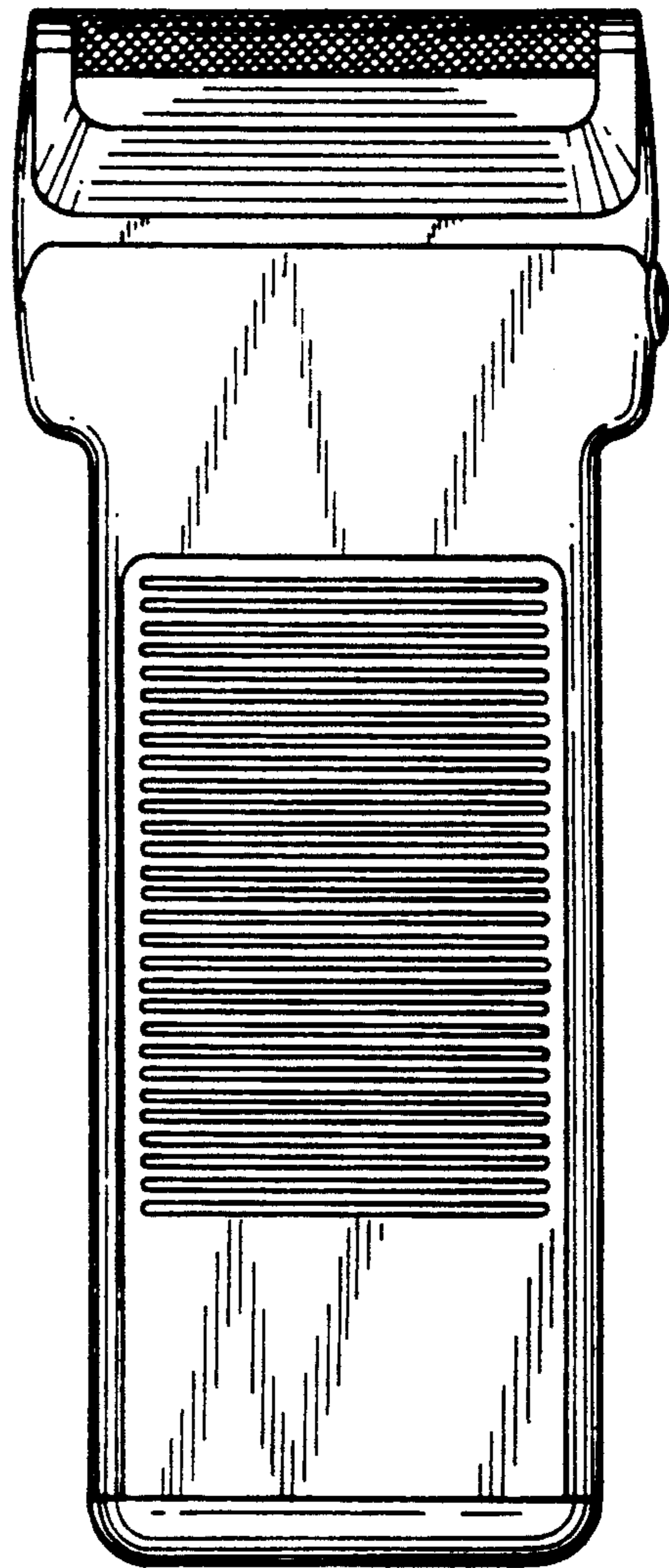
FIG. 1 is a front elevational view of an electric shaver showing our new design;  
FIG. 2 is a rear elevational view thereof;  
FIG. 3 is a top plan view thereof;  
FIG. 4 is a bottom plan view thereof;  
FIG. 5 is a left side elevational view thereof; and,  
FIG. 6 is a right side elevational view thereof.




*Fig. 1*



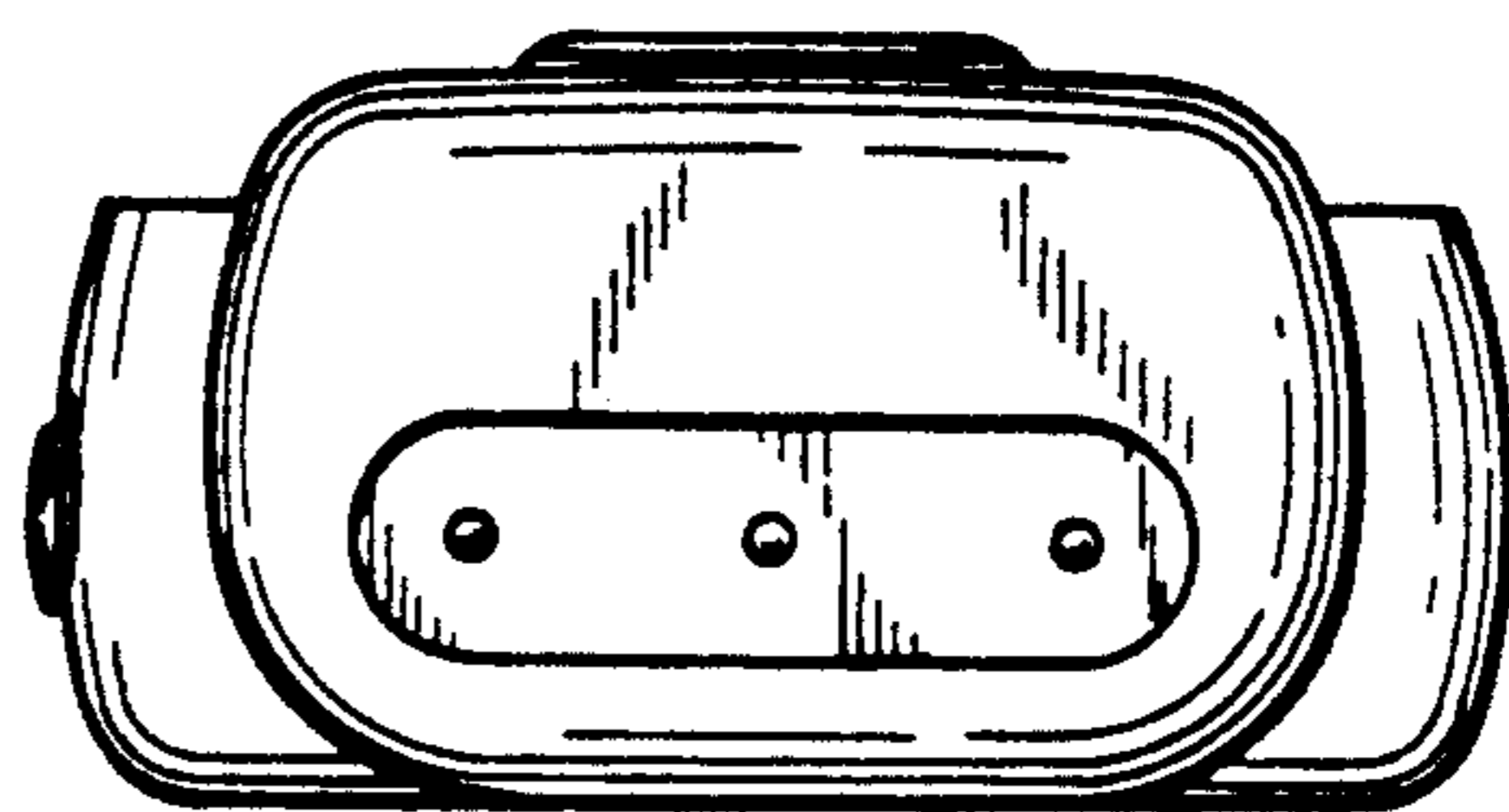
*Fig. 2*



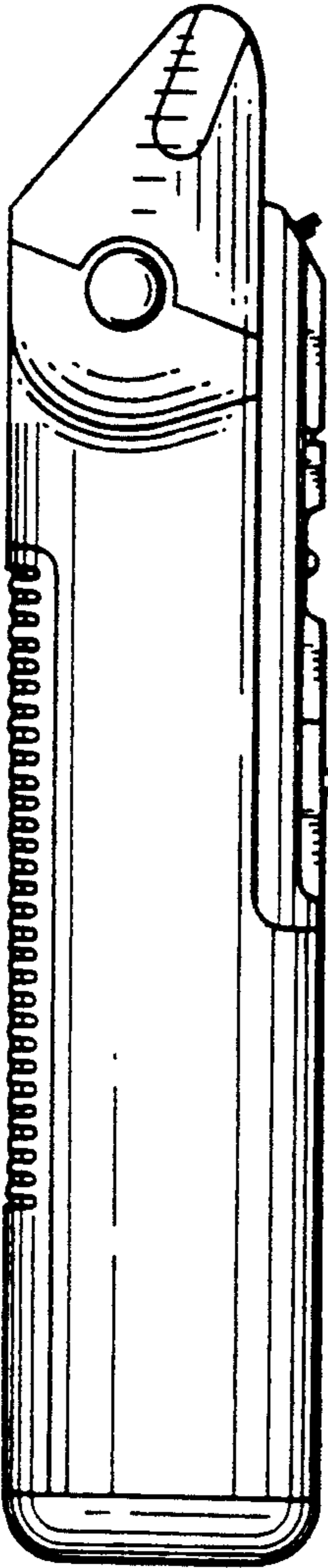
*Fig. 3*



*Fig. 4*



*Fig. 5*



*Fig. 6*

