



US00D342280S

United States Patent [19]

[11] Patent Number: Des. 342,280

Revis

[45] Date of Patent: ** Dec. 14, 1993

[54] **COMBINED NOTE HOLDER CLIP AND REMINDER LIGHT**

[76] Inventor: **Arthur Revis**, 1235 D'Amico Dr., Chicago Heights, Ill. 60411

[**] Term: **14 Years**

[21] Appl. No.: **718,119**

[22] Filed: **Jun. 20, 1991**

[52] U.S. Cl. **D19/65; D8/395; D26/38; D19/100**

[58] Field of Search **D19/65, 75, 86, 88, D19/90, 91, 99, 100; D26/38, 49; 362/98, 109, 99, 110, 191; D8/395, 396; 24/67.3, 67.9**

[56] **References Cited**

U.S. PATENT DOCUMENTS

D. 164,615	9/1951	Warnell	D8/395	X
D. 192,308	2/1962	Cory	D8/395	X
D. 297,616	9/1988	Doty et al.	D8/395	
D. 307,833	5/1990	Maki	D8/395	X
D. 308,935	7/1990	Leatherman	D8/396	X
D. 318,337	7/1991	Taylor et al.	D26/38	
D. 329,824	9/1992	Francisco	D26/38	X

D. 330,915	11/1992	Shing-Wai	D19/88	
1,043,337	11/1912	Merwin et al.	362/99	X
1,673,595	6/1928	Scoggins	362/98	X
2,544,859	3/1951	Quam	D26/38	X
5,088,013	2/1992	Revis	362/99	

Primary Examiner—Nelson C. Holtje
Assistant Examiner—Martha Thompson
Attorney, Agent, or Firm—Milton S. Gerstein


[57] **CLAIM**

The ornamental design for a combined note holder clip and reminder light, as shown and described.

DESCRIPTION

FIG. 1 is a front elevational view of a combined note holder clip and reminder light showing my new design; FIG. 2 is a rear elevational view; FIG. 3 is a side elevational view; FIG. 4 is a bottom plan view; FIG. 5 is a top plan view; and, FIG. 6 is a perspective view thereof.

The paper fragment depicted by means of broken lines in FIG. 3 has been shown for illustrative purposes only and forms no part of the claimed design.



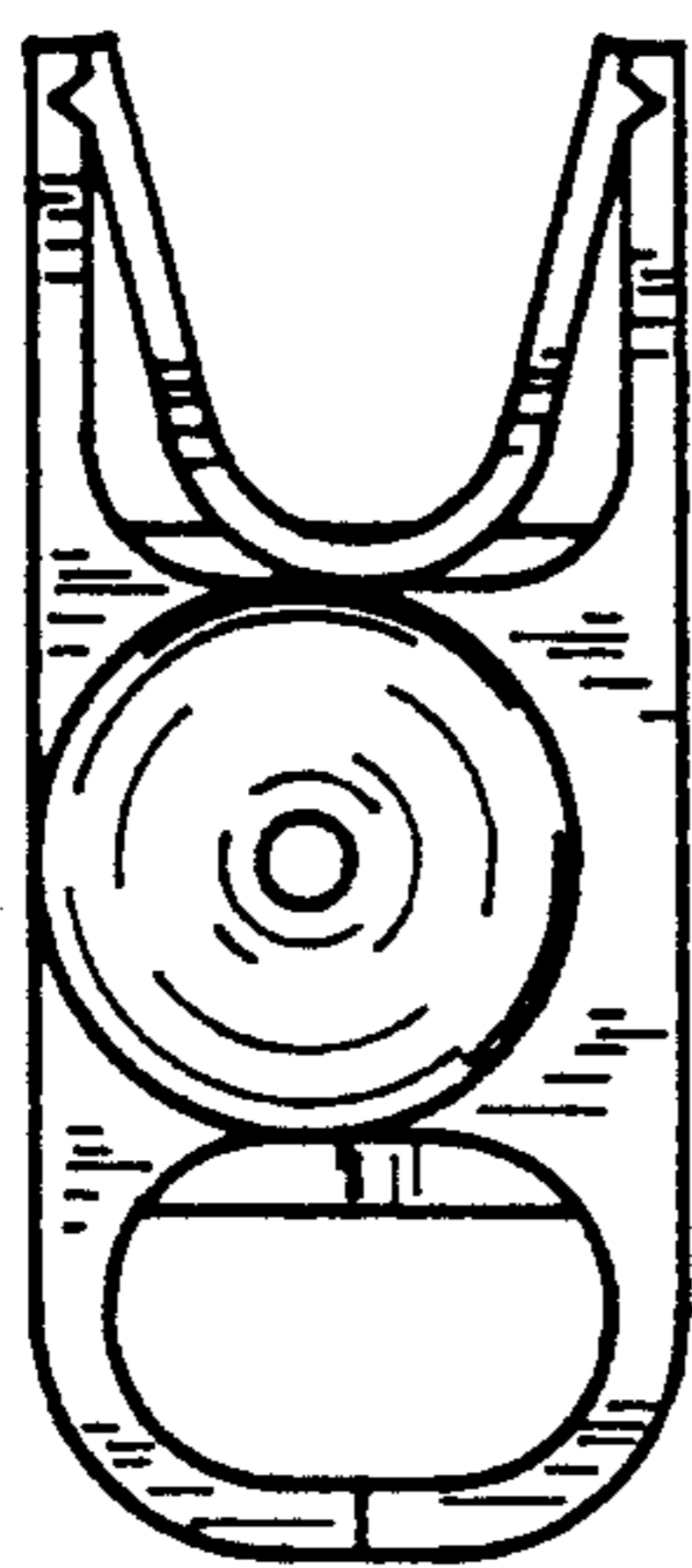


FIG. 1

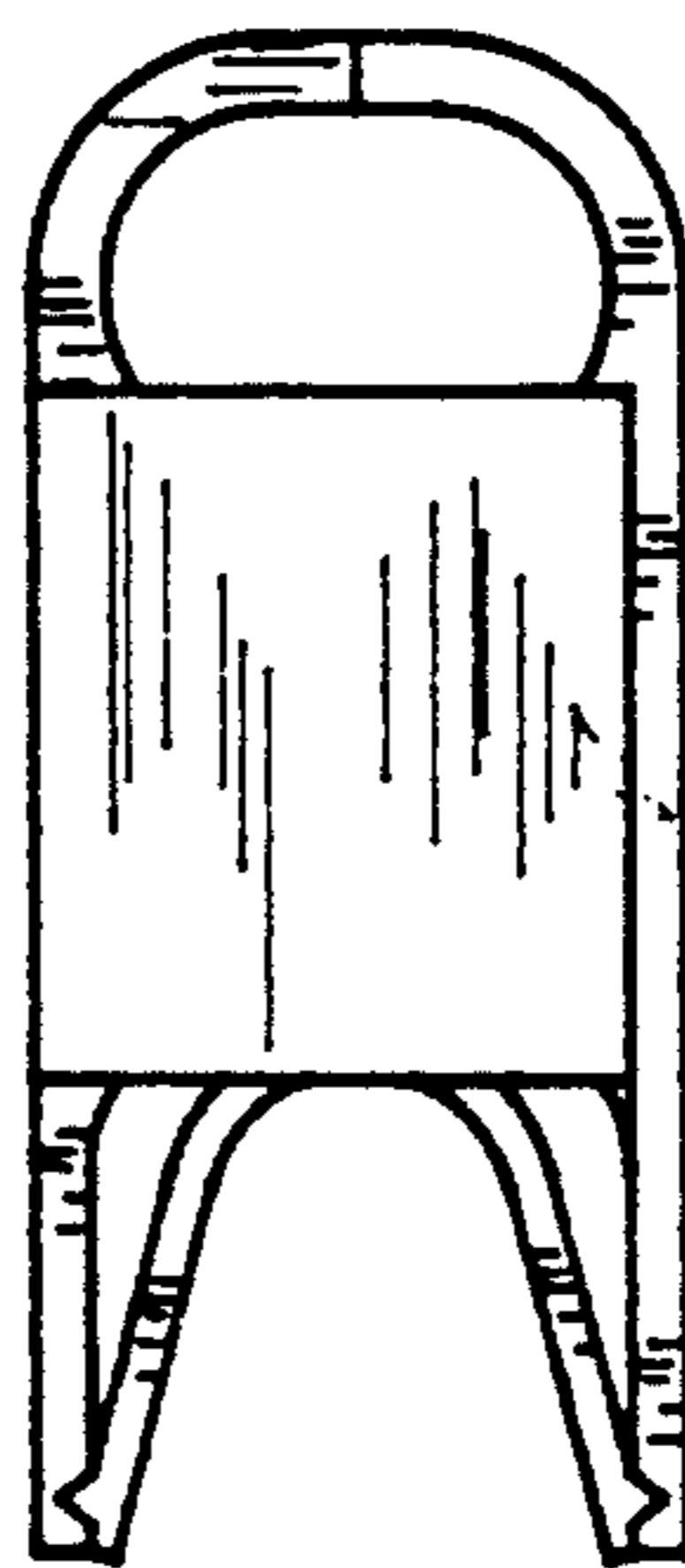


FIG. 2

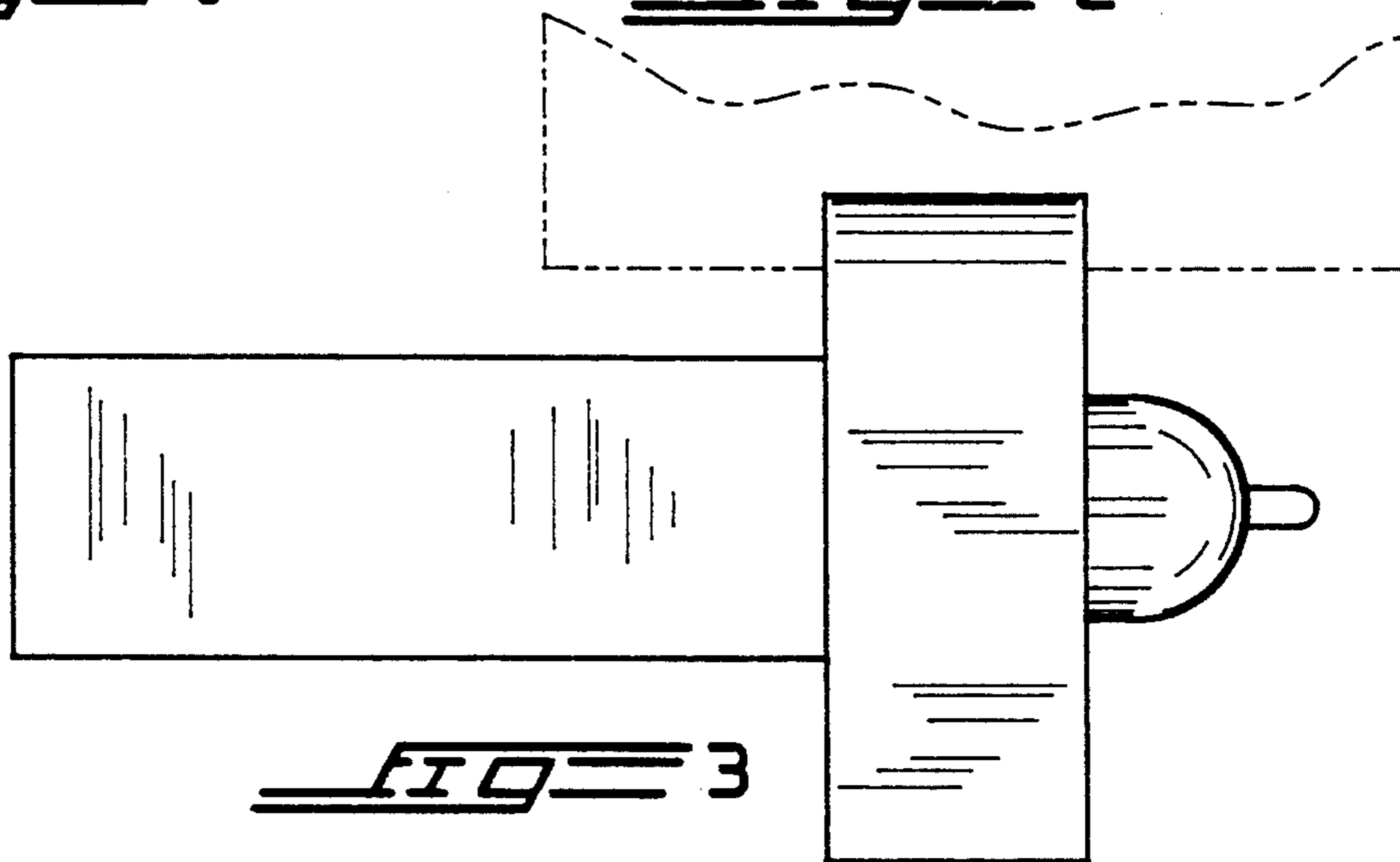


FIG. 3

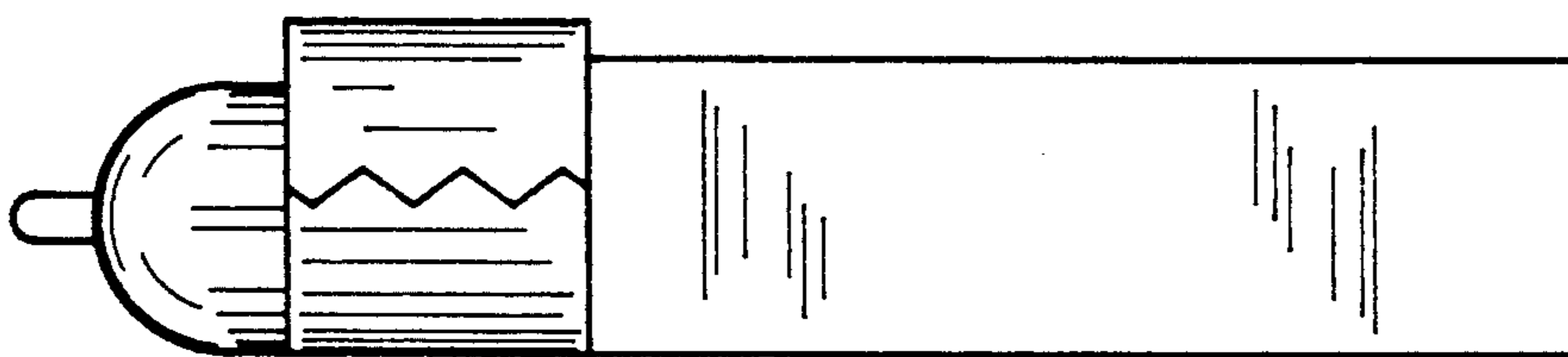


FIG. 4

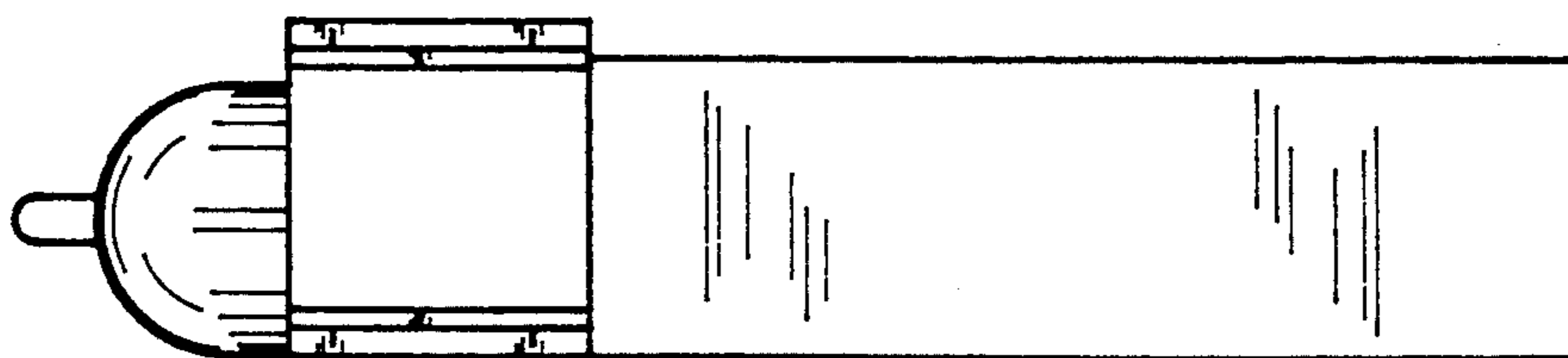


FIG. 5

